

US00D559428S

(12) **United States Design Patent**  
**Kravitz**

(10) **Patent No.:** **US D559,428 S**  
(45) **Date of Patent:** **\*\* Jan. 8, 2008**

(54) **LIGHTING FIXTURE**

2005/0152149 A1\* 7/2005 Bayer ..... 362/404

(76) Inventor: **Lenny Kravitz**, c/o Nigro Karlin Segal and Feldstein LLP, 10100 Santa Monica Blvd., Nr. 1300, Los Angeles, CA (US) 90067

**OTHER PUBLICATIONS**  
Antique Gold Pendant Chandelier #76749 found at lampsplus.com on Sep. 19, 2007.\*  
Helix Collection Single 15" Wide Pendant Chandelier #19030 found at lampsplus.com on Sep. 19, 2007.\*  
Savoy House European Collection Cast Bronze With Crystal found at fiverivers.com on Aug. 4, 2005.\*

(\*\*) Term: **14 Years**

\* cited by examiner

(21) Appl. No.: **29/274,212**

(22) Filed: **Apr. 5, 2007**

*Primary Examiner*—Clare E Heflin  
(74) *Attorney, Agent, or Firm*—Wenderoth, Lind & Ponack, L.L.P.

(51) **LOC (8) Cl.** ..... **26-03**

(52) **U.S. Cl.** ..... **D26/88; D26/84**

(58) **Field of Classification Search** ..... D26/72,  
D26/80, 85, 86, 88, 90, 91; 362/147, 404-408,  
362/811

(57) **CLAIM**

See application file for complete search history.

The ornamental design for an lighting fixture, as shown and described.

(56) **References Cited**

**DESCRIPTION**

**U.S. PATENT DOCUMENTS**

D85,629 S *	11/1931	Wing	.....	D26/88
D89,305 S *	2/1933	Hale	.....	D26/88
D125,317 S *	2/1941	Sabatini	.....	D26/88
D305,695 S *	1/1990	Segill et al.	.....	D26/86
5,144,541 A *	9/1992	Schonbek	.....	362/405
D367,723 S *	3/1996	Chiang	.....	D26/86
D403,101 S *	12/1998	Bayer et al.	.....	D26/118
D446,588 S *	8/2001	Rinehimer	.....	D26/25
6,921,186 B1 *	7/2005	Viskovich	.....	362/404
D532,144 S *	11/2006	Bayer et al.	.....	D26/88

FIG. 1 is a bottom view of an lighting fixture;  
FIG. 2 is a perspective view of the lighting fixture of FIG. 1;  
FIG. 3 is a left side view of the lighting fixture of FIG. 1;  
FIG. 4 is a back view of the lighting fixture of FIG. 1; and,  
FIG. 5 is a top view of the lighting fixture of FIG. 1.

The broken lines shown on the drawings are for illustrative purposes only and form no part of the claimed design.

**1 Claim, 2 Drawing Sheets**






Fig. 1





Fig. 2




Fig. 3






Fig. 4




Fig. 5