



US00D559422S

(12) **United States Design Patent**  
**Sooferian**

(10) **Patent No.:** **US D559,422 S**

(45) **Date of Patent:** **\*\* Jan. 8, 2008**

(54) **LANTERN**

(76) **Inventor:** **Daniel H. Sooferian**, 425-I Constitution Ave., Camarillo, CA (US) 93012

(\*\*) **Term:** **14 Years**

(21) **Appl. No.:** **29/227,938**

(22) **Filed:** **Apr. 18, 2005**

**Related U.S. Application Data**

(63) Continuation-in-part of application No. 29/224,418, filed on Mar. 1, 2005.

(51) **LOC (8) Cl.** ..... **26-05**

(52) **U.S. Cl.** ..... **D26/68**

(58) **Field of Classification Search** ..... D26/67, D26/68, 70, 71, 72, 85, 87, 91, 92, 128; 362/145, 362/153, 153.1, 157, 183, 190, 191, 266, 362/362, 431, 812; D25/126  
See application file for complete search history.

(56) **References Cited**

**U.S. PATENT DOCUMENTS**

D464,456 S \* 10/2002 Chang ..... D26/67

D492,055 S \* 6/2004 Hon et al. .... D26/67

D506,020 S \* 6/2005 Chen ..... D26/68

D506,280 S \* 6/2005 Chen ..... D26/67

D509,613 S \* 9/2005 Sooferian ..... D26/67

D520,170 S \* 5/2006 Harbaugh ..... D26/68

\* cited by examiner

*Primary Examiner*—Clare E Heflin

(74) *Attorney, Agent, or Firm*—Colin P. Abrahams

(57) **CLAIM**

The ornamental design for a lantern, as shown.

**DESCRIPTION**

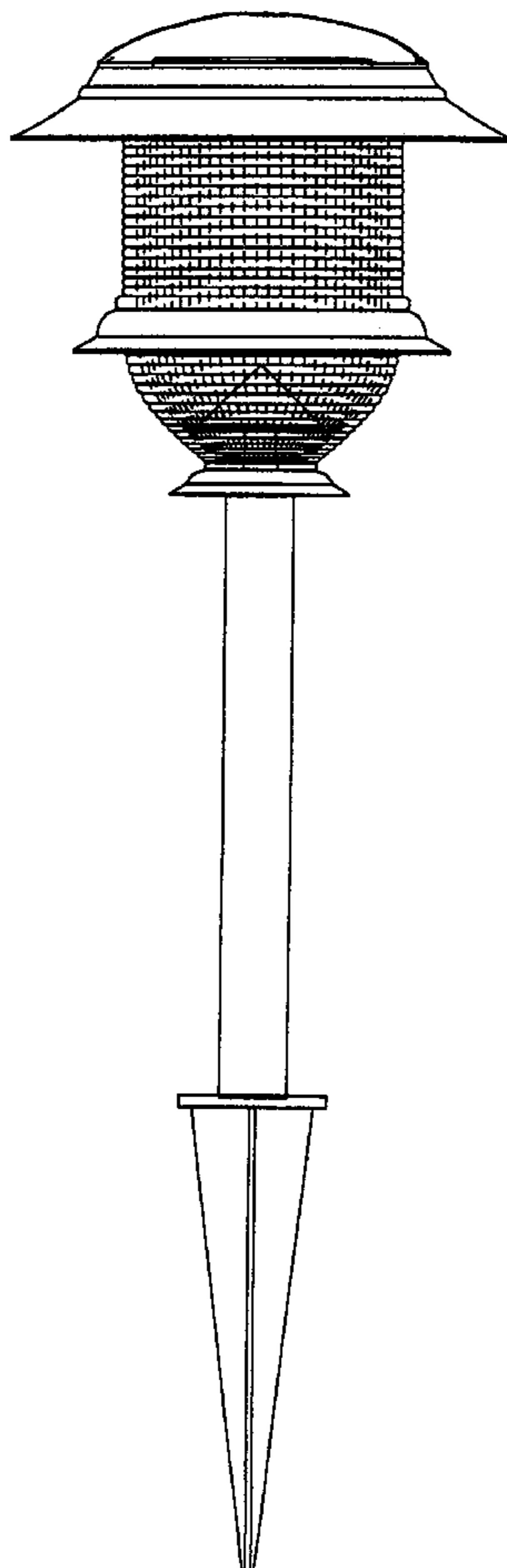
FIG. 1 is a perspective view of a lantern showing my new design;

FIG. 2 is a front view thereof;

FIG. 3 is a top view thereof; and,

FIG. 4 is a bottom thereof.

**1 Claim, 2 Drawing Sheets**



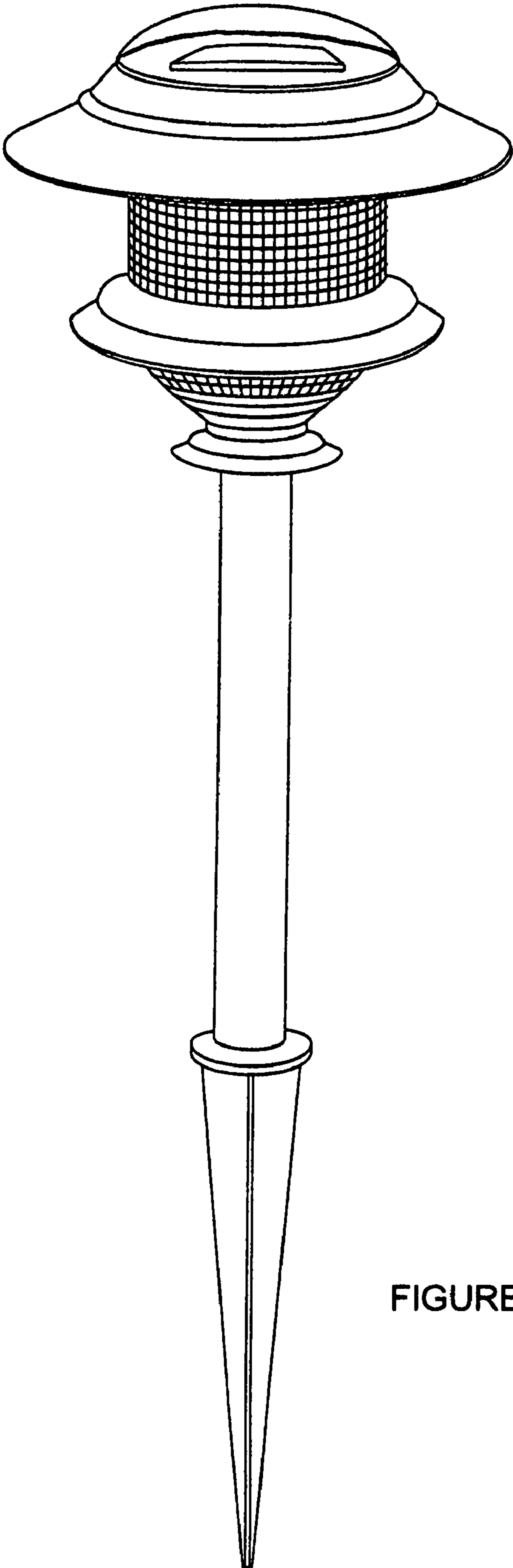


FIGURE 1

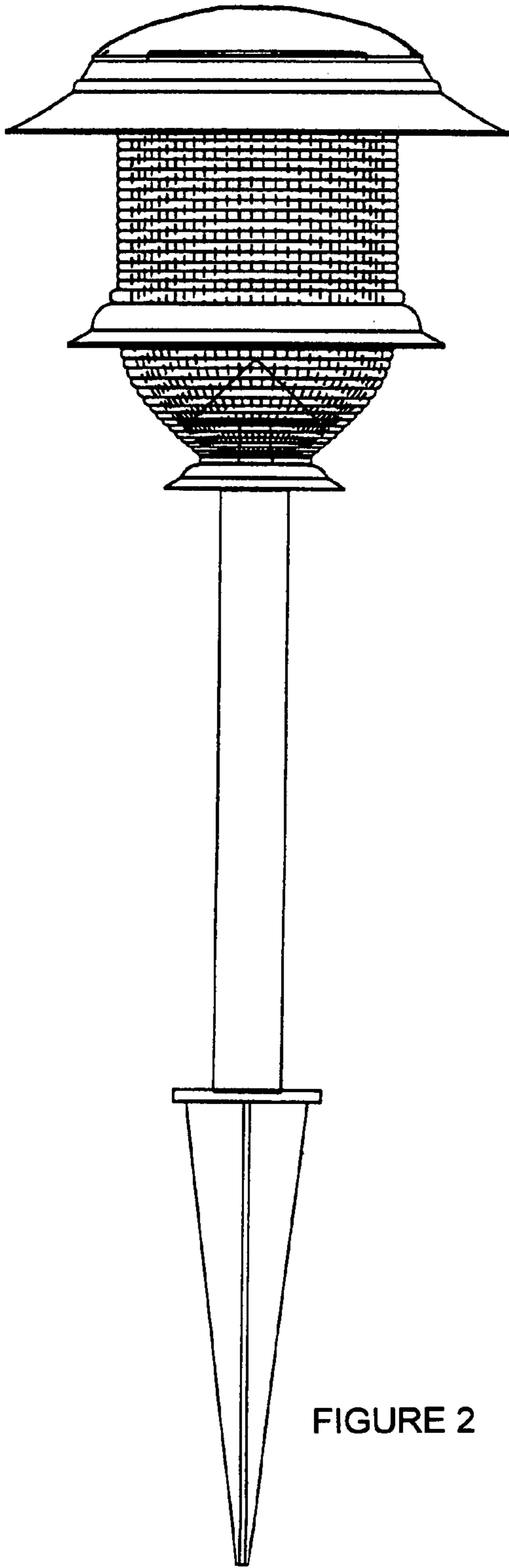


FIGURE 2

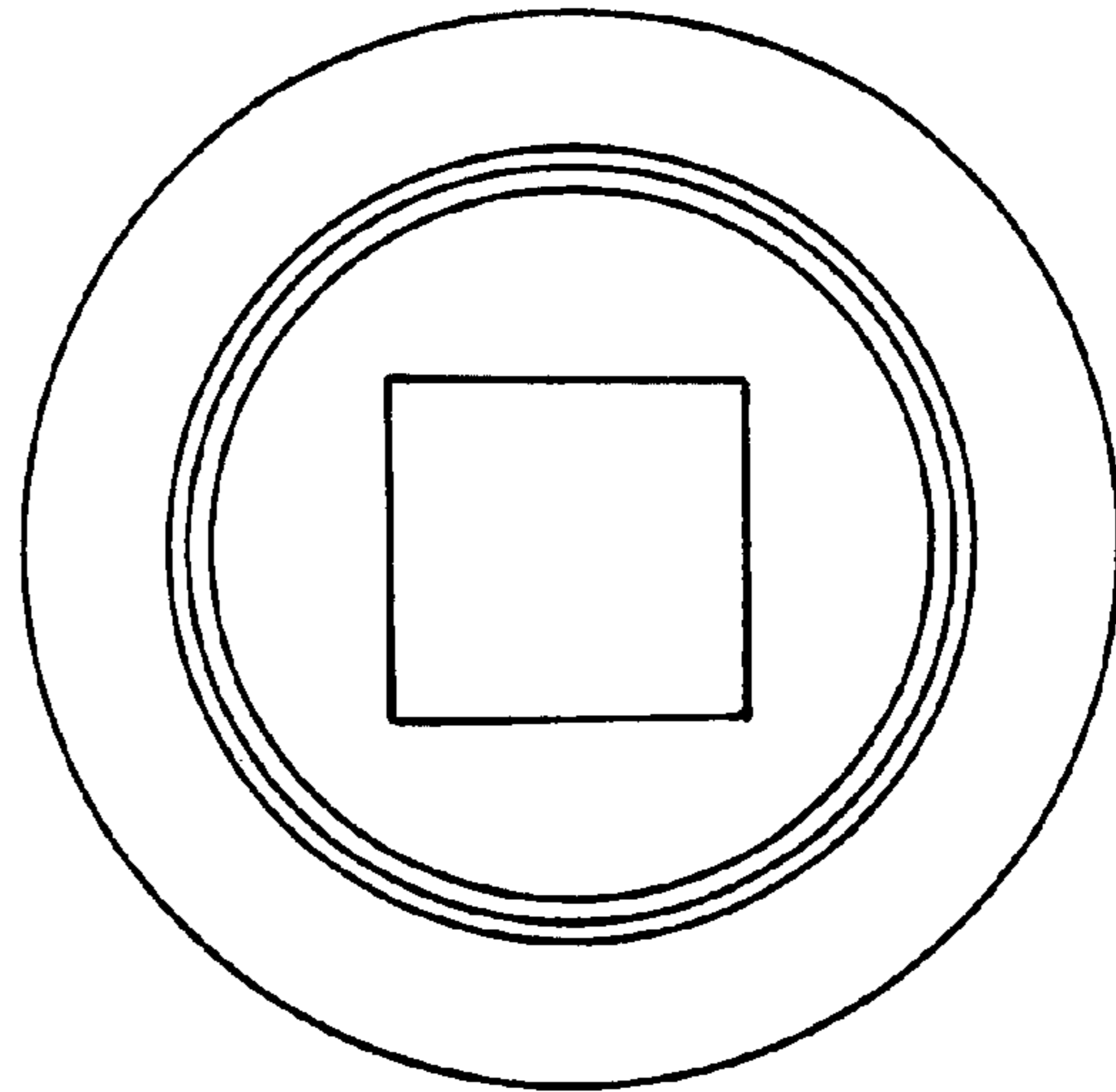


FIGURE 3

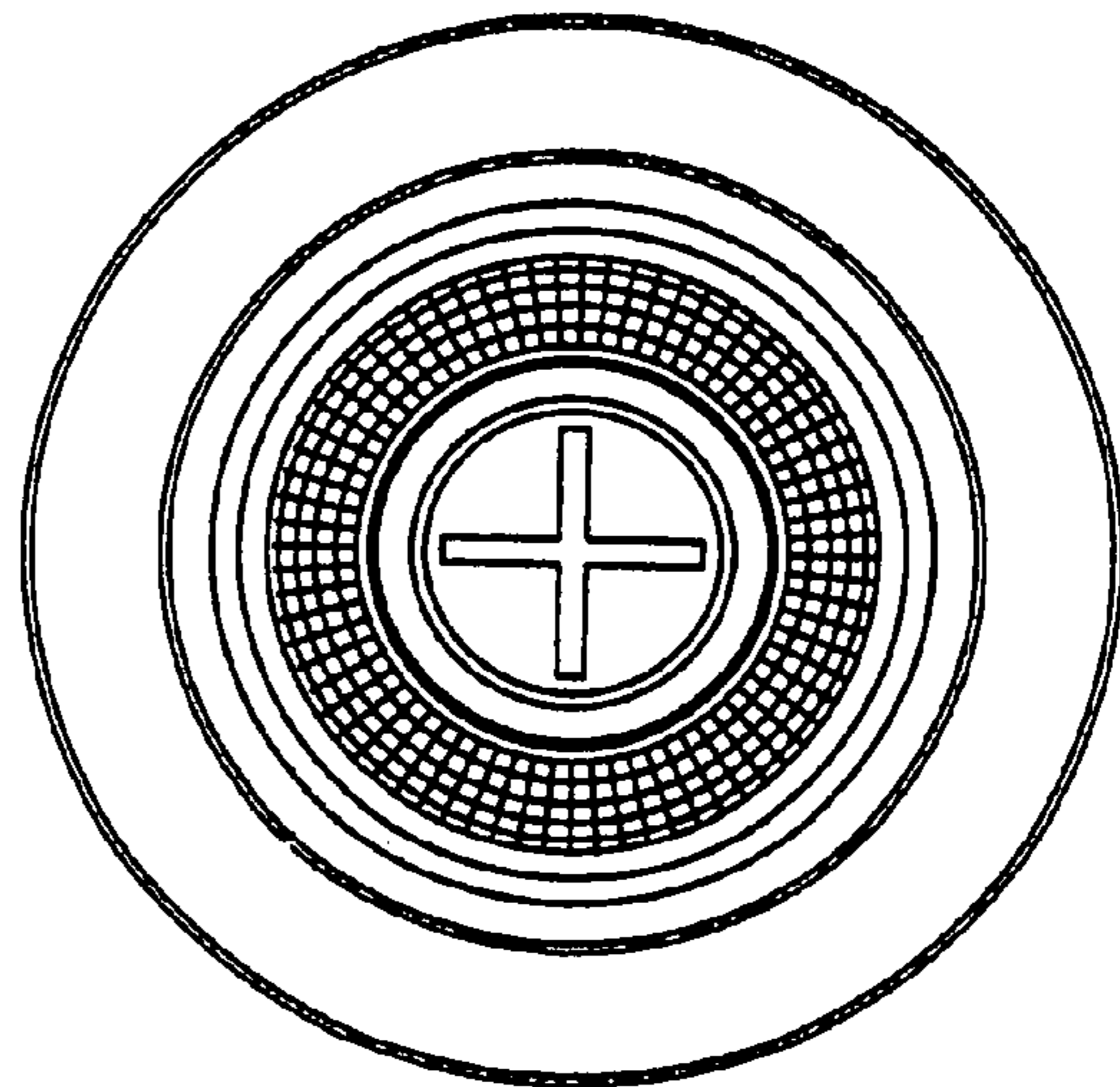


FIGURE 4