



US00D559420S

(12) **United States Design Patent**  
**Peng**

(10) **Patent No.:** **US D559,420 S**  
(45) **Date of Patent:** **\*\* Jan. 8, 2008**

(54) **HITCH RECEIVER COVER EMBELLISHED WITH AN ILLUMINATED JACK-O-LANTERN**

*Primary Examiner*—Marcus A. Jackson

(76) **Inventor:** **Edwin Peng**, 322 S. Ynez Ave., #C, Monterey Park, CA (US) 91754

(\*\*) **Term:** **14 Years**

(21) **Appl. No.:** **29/188,844**

(22) **Filed:** **Aug. 25, 2003**

(51) **LOC (8) Cl.** ..... **26-02**

(52) **U.S. Cl.** ..... **D26/47**

(58) **Field of Classification Search** ..... D26/37–50;  
362/157, 158, 171–174, 183–208  
See application file for complete search history.

(56) **References Cited**

**U.S. PATENT DOCUMENTS**

|              |         |                |       |        |
|--------------|---------|----------------|-------|--------|
| D437,435 S * | 2/2001  | Spangler       | ..... | D26/47 |
| D482,467 S * | 11/2003 | Yuen           | ..... | D26/26 |
| D519,660 S * | 4/2006  | Adams          | ..... | D26/47 |
| D536,476 S * | 2/2007  | Jackson et al. | ..... | D26/99 |

\* cited by examiner

(57) **CLAIM**

The ornamental design for a hitch receiver cover embellished with an illuminated jack-o-lantern, as shown and described.

**DESCRIPTION**

FIG. 1 is a front, upper view of a hitch receiver cover embellished with an illuminated jack-o-lantern showing my new design;

FIG. 2 is a left view thereof;


FIG. 3 is a rear, upper view thereof;


FIG. 4 is a rear, upper right view thereof. The cable that connects the illuminated jack-o-lantern to a vehicle brake switch is shown in broken lines for illustration purposes only and forms no part of the claimed design;

FIG. 5 is a top view thereof; and,

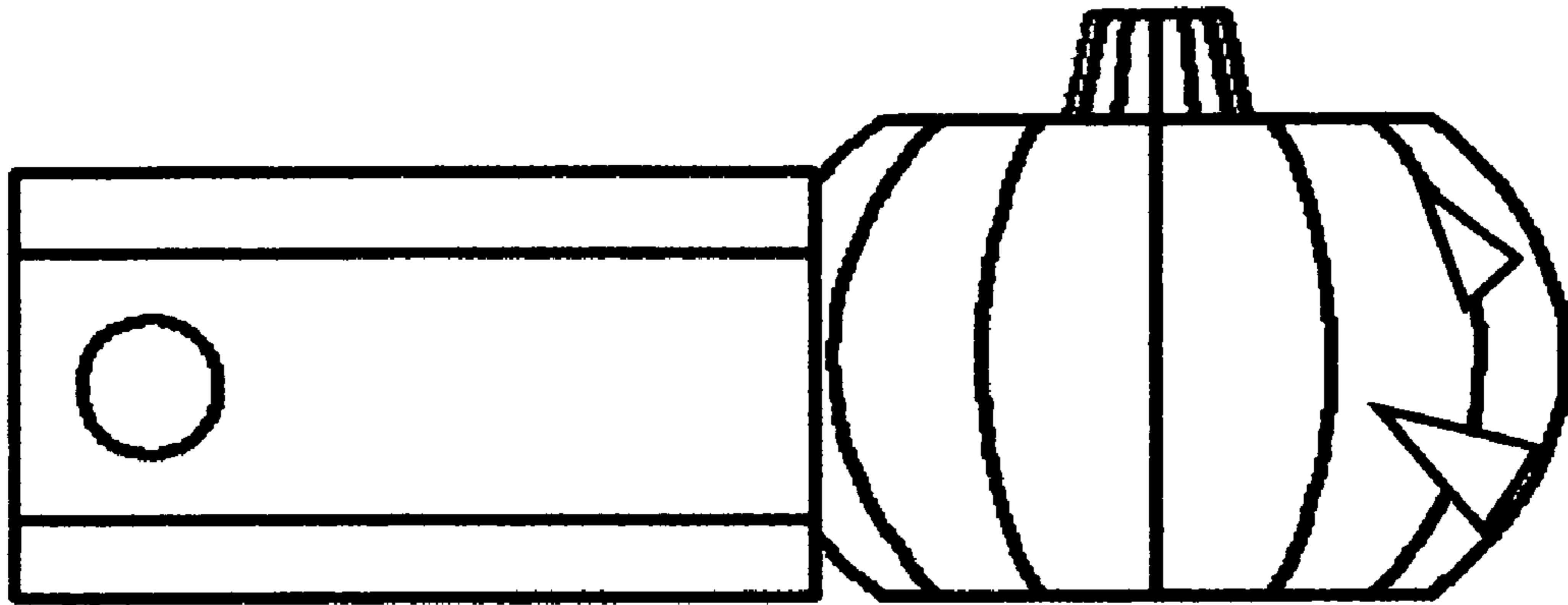
FIG. 6 is a bottom, right view thereof.

**1 Claim, 6 Drawing Sheets**

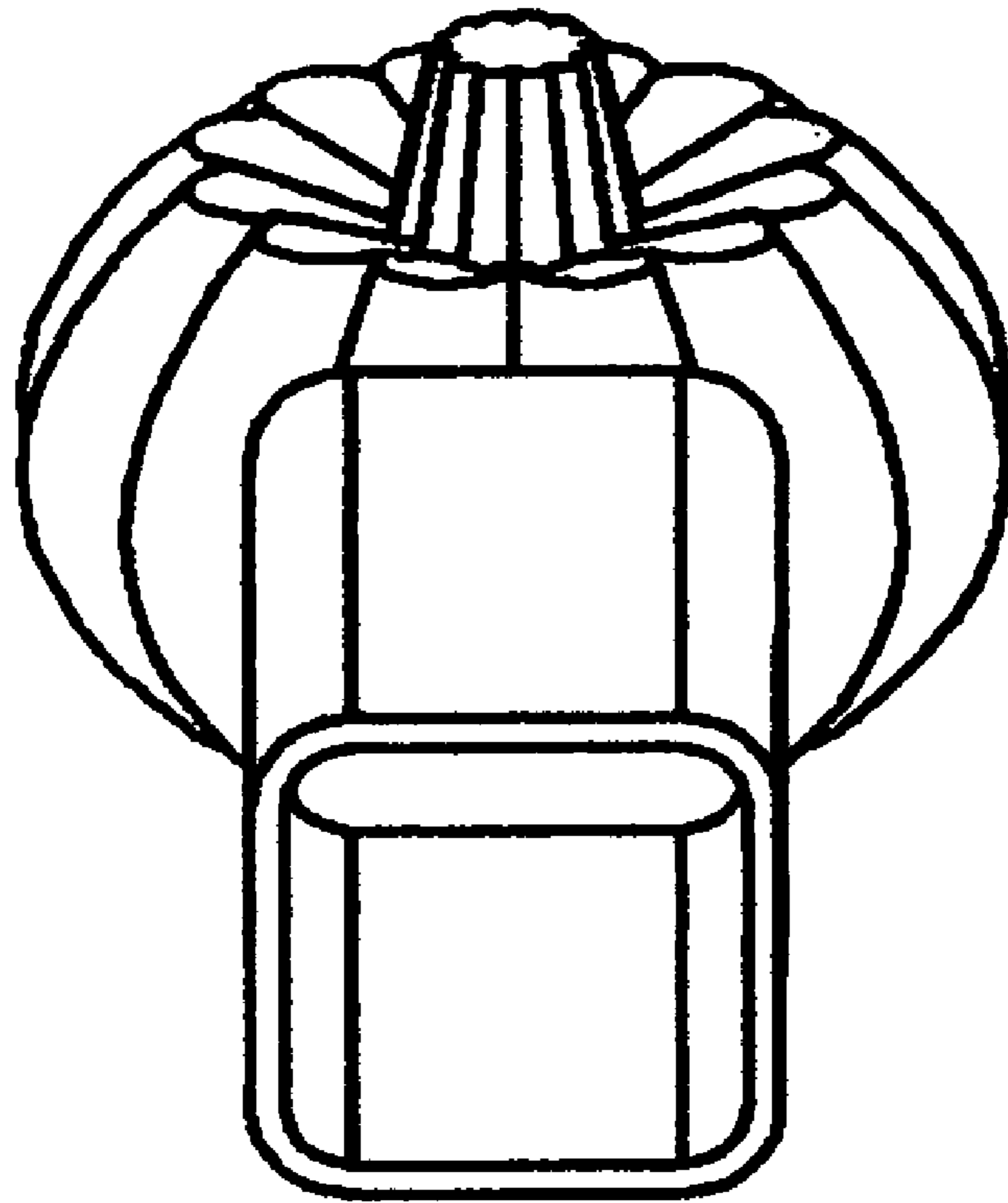




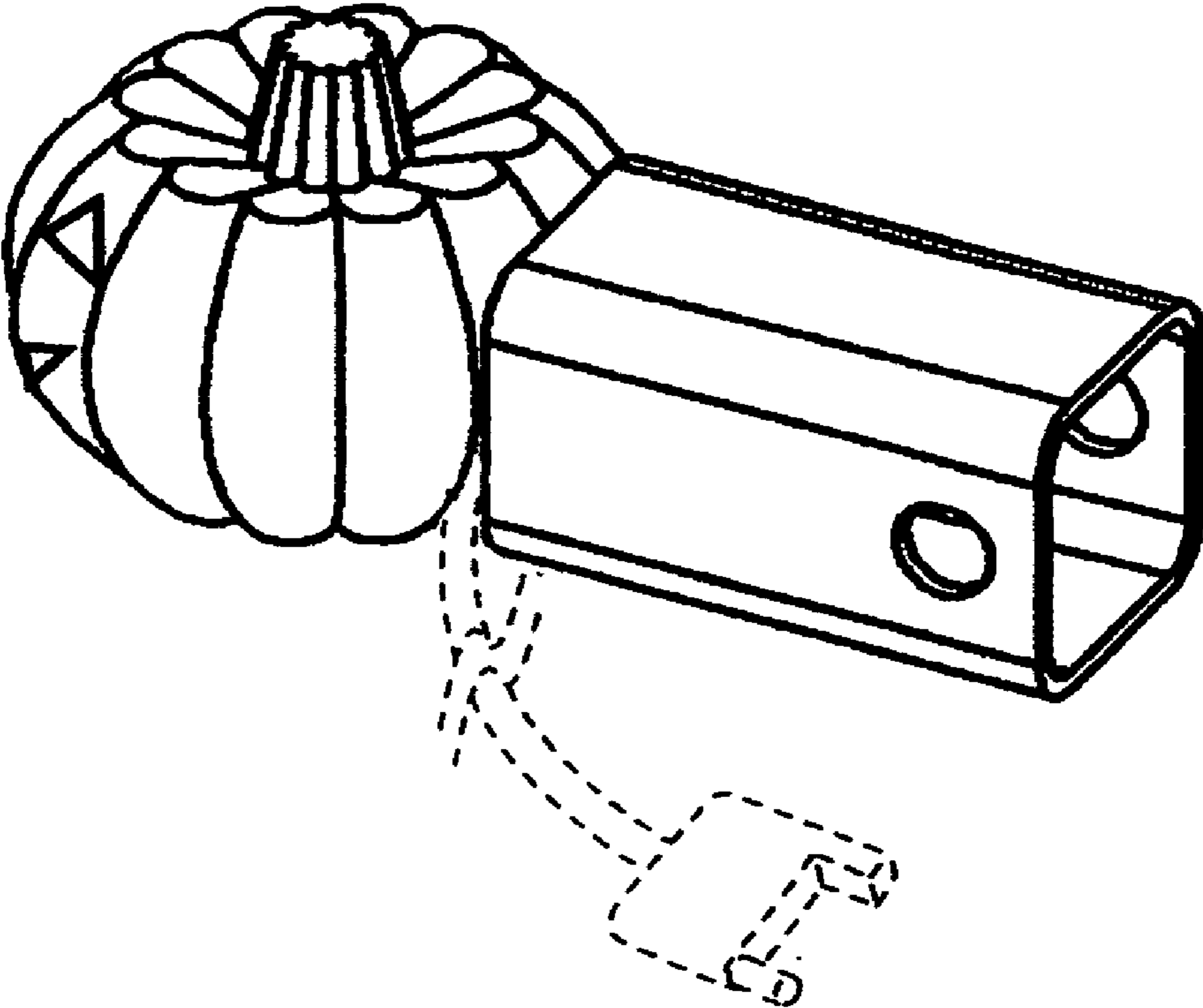
**Figure 1**



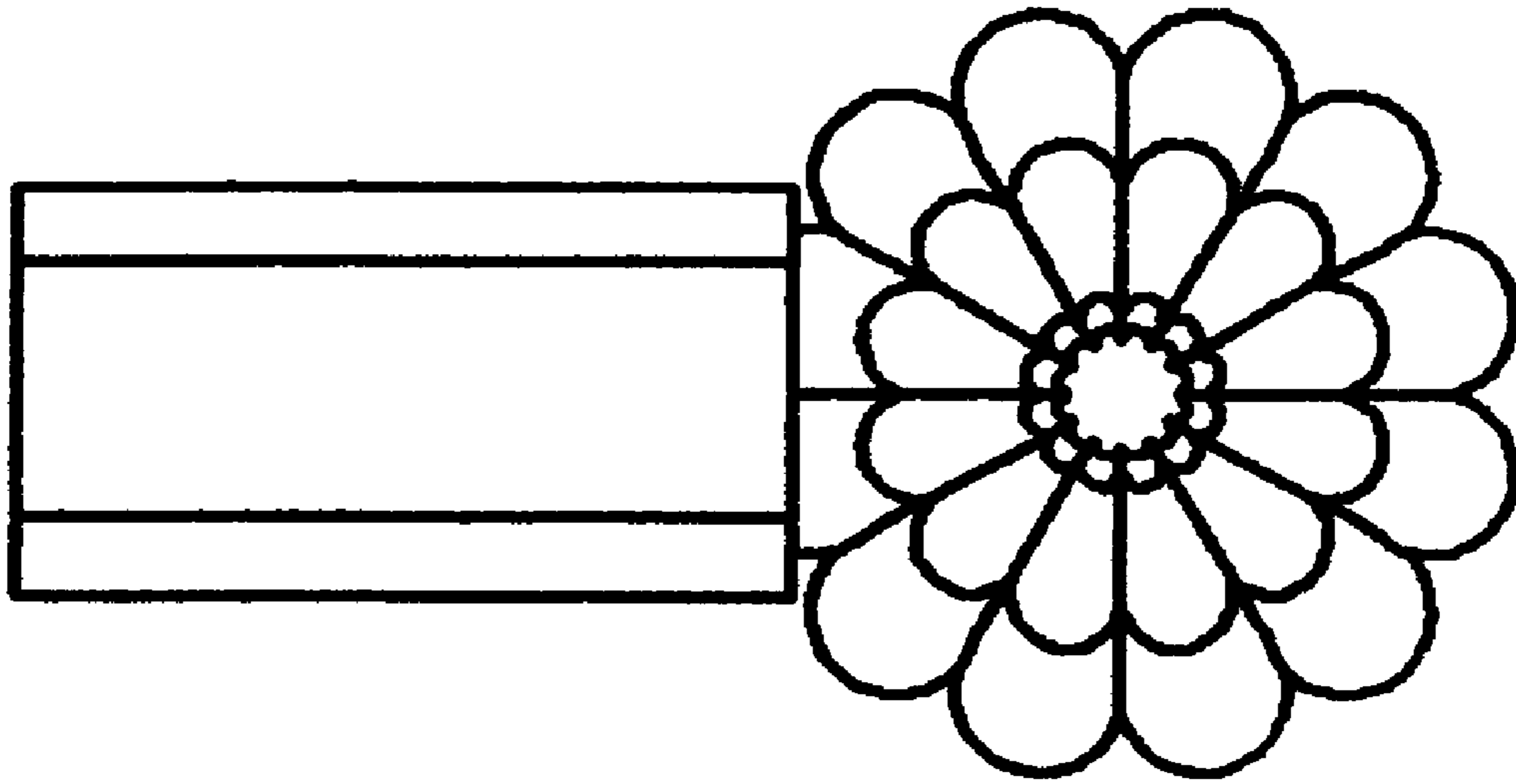
**Figure 2**




**Figure 3**



**Figure 4**



**Figure 5**



**Figure 6**