



US00D559407S

(12) **United States Design Patent**
Dorris

(10) **Patent No.:** **US D559,407 S**
(45) **Date of Patent:** **** Jan. 8, 2008**

(54) **GLASS PANEL**

5,418,021 A * 5/1995 Kim 428/38

(75) Inventor: **Jason T. Dorris**, Murfreesboro, TN
(US)

* cited by examiner

(73) Assignee: **ODL, Incorporated**, Zeeland, MI (US)

Primary Examiner—Robert A. Delehanty
(74) *Attorney, Agent, or Firm*—Warner Norcross & Judd
LLP

(**) Term: **14 Years**

(57) **CLAIM**

(21) Appl. No.: **29/251,204**

The ornamental design for glass panel, as shown and described.

(22) Filed: **Jan. 5, 2006**

DESCRIPTION

(51) **LOC (8) Cl.** **25-01**

FIG. 1 is a perspective view of a glass panel embodying the new design; and,

(52) **U.S. Cl.** **D25/103**

FIG. 2 is a plan view thereof.

(58) **Field of Classification Search** D25/103–105;
D26/122; D21/494; 428/38, 49; 52/204.59,
52/311.1

FIGS. 1 and 2 show portions of the glass panel in phantom lines. The portions shown in phantom lines form no part of the claimed design. Further, the phantom lines immediately adjacent the solid-line portions of the design form the boundary of the claimed design, with the phantom lines forming no part of the claimed design.

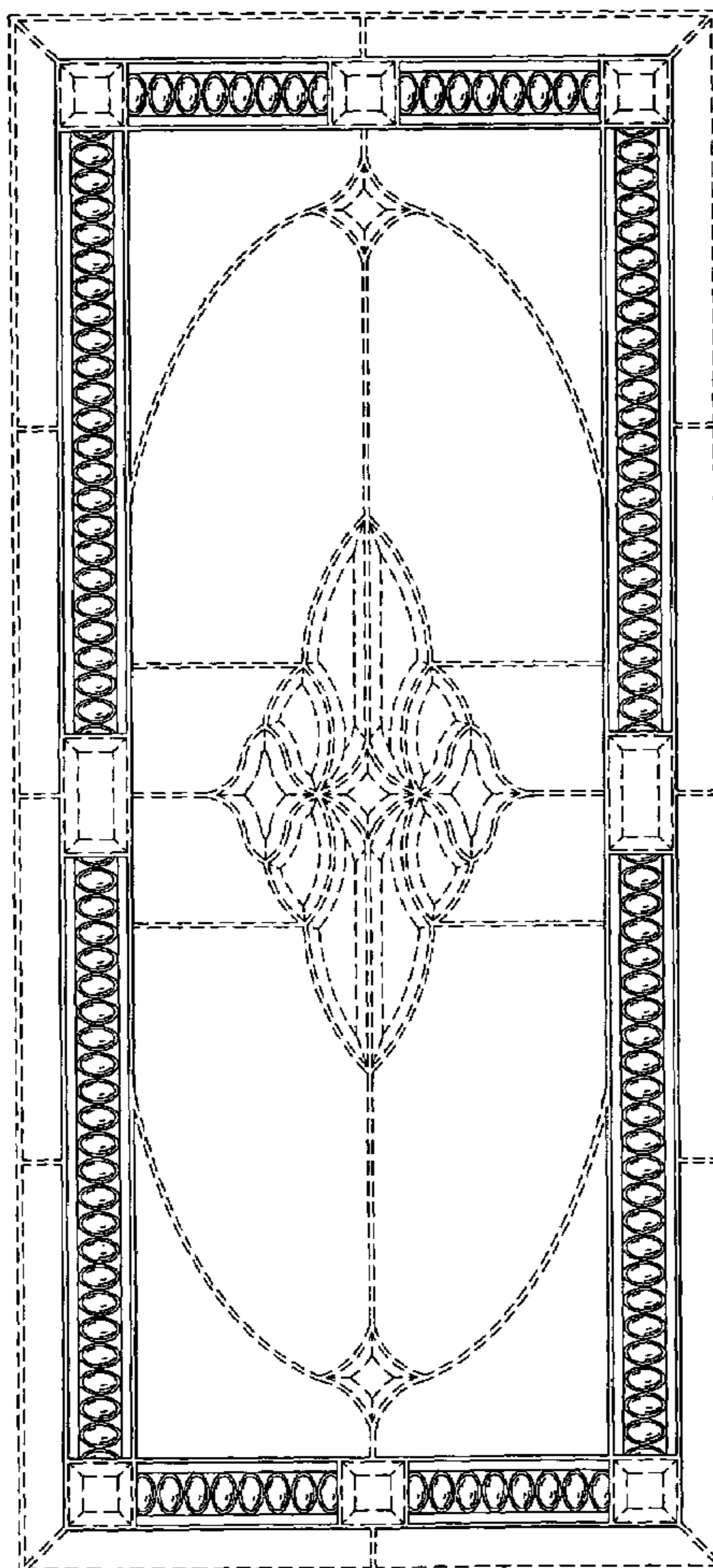
See application file for complete search history.

(56) **References Cited**

U.S. PATENT DOCUMENTS

737,707 A * 9/1903 Chance 52/316
2,095,402 A * 10/1937 Stark, Jr. D25/103

1 Claim, 2 Drawing Sheets



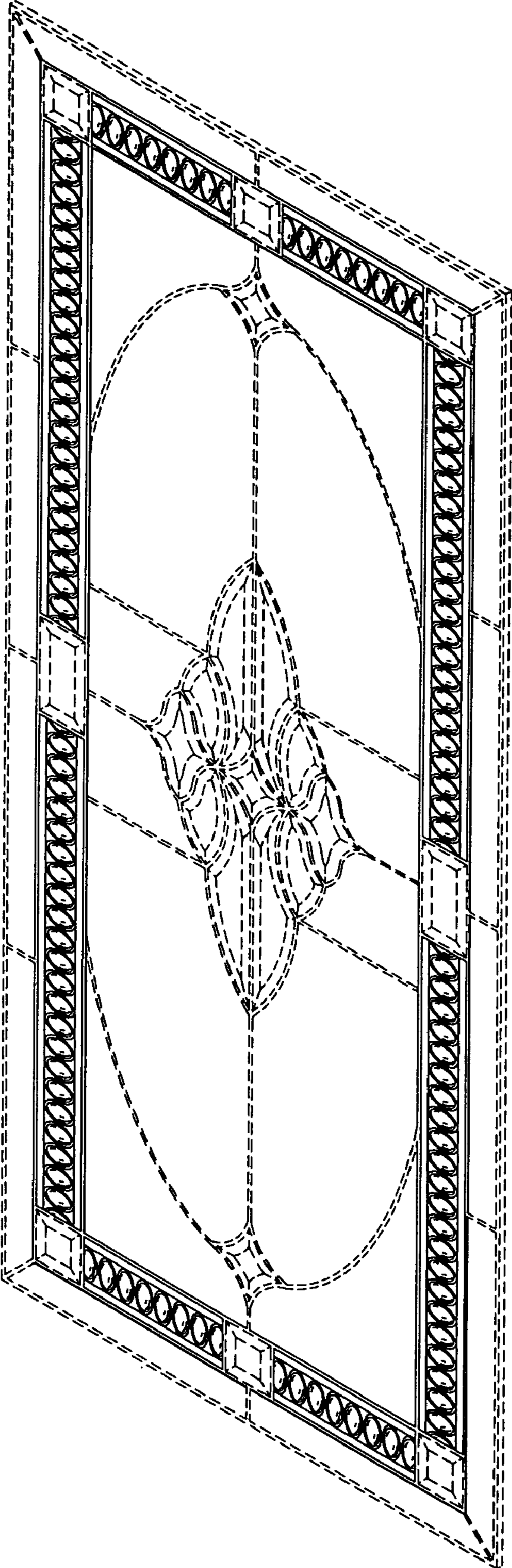


FIG.1

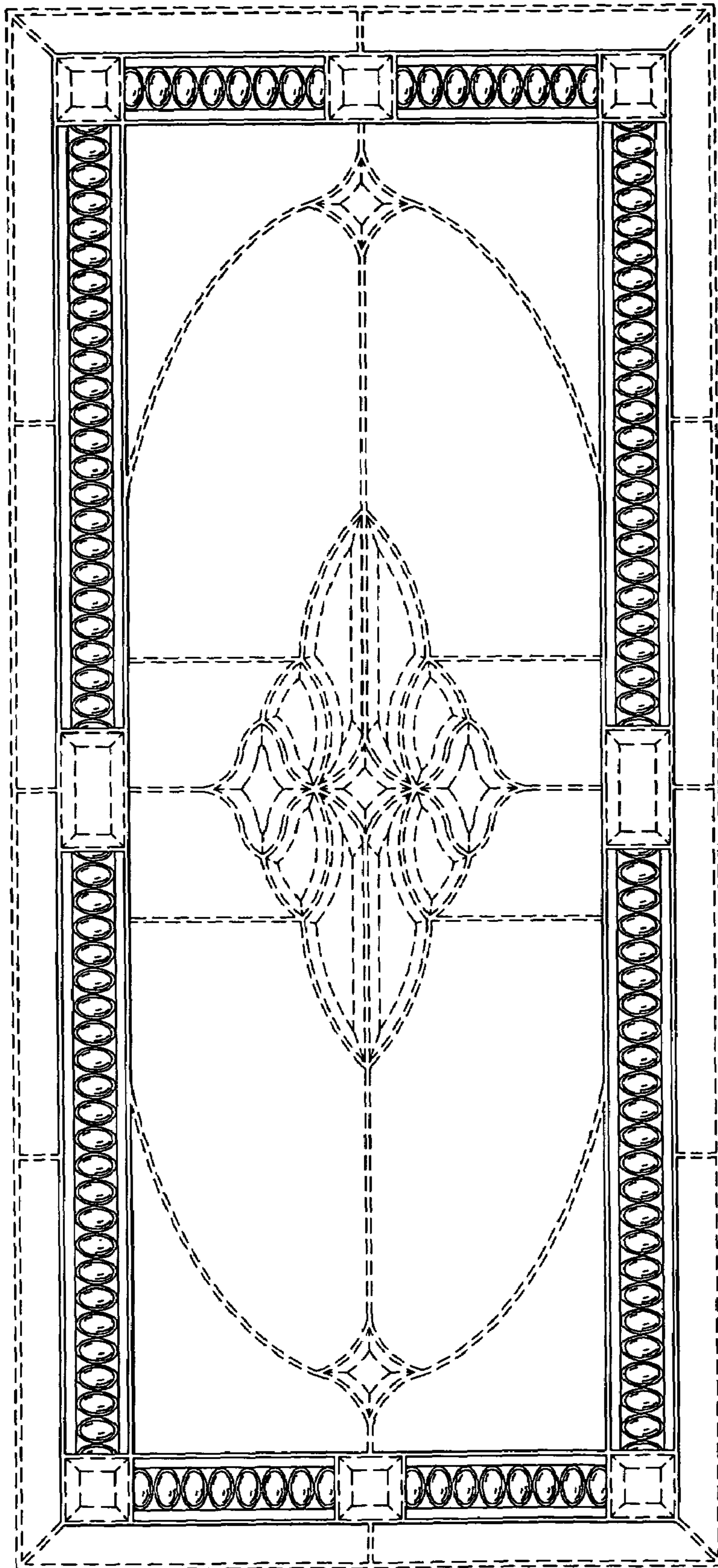


FIG.2