



US00D559364S

(12) **United States Design Patent**
Plikuhn

(10) **Patent No.:** **US D559,364 S**
(45) **Date of Patent:** **** Jan. 8, 2008**

(54) **SINK**

(75) Inventor: **Deborah M. Plikuhn**, Lombard, IL
(US)

(73) Assignee: **Elkay Manufacturing Company**, Oak
Brook, IL (US)

(**) Term: **14 Years**

(21) Appl. No.: **29/286,395**

(22) Filed: **May 4, 2007**

(51) **LOC (8) Cl.** **23-02**

(52) **U.S. Cl.** **D23/284**

(58) **Field of Classification Search** D23/271–274,
D23/284–293.1, 303, 308; 4/619, 624, 661
See application file for complete search history.

(56) **References Cited**

U.S. PATENT DOCUMENTS

D183,047 S *	6/1958	Helmer	D23/290
D345,784 S	4/1994	O’Connell et al.	
D346,014 S	4/1994	Berge et al.	
D425,187 S	5/2000	Adamavich	
D496,441 S	9/2004	Moran et al.	
D501,041 S	1/2005	Moran et al.	
D504,169 S	4/2005	Gross et al.	
D529,148 S	9/2006	Douglass	
D545,408 S	6/2007	Plikuhn	
D546,426 S	7/2007	Plikuhn	

OTHER PUBLICATIONS

American Standard, “Silhouette Island Sink,” retrieved from http://www.americanstandard-us.com/ProductNew_Printable.asp?prodID=203 on Jan. 13, 2006.
American Standard, “Silhouette Single Bowl Kitchen Sink,” retrieved from http://www.americanstandard-us.com/ProductNew_Printable.asp?prodID=202 on Jan. 13, 2006.

Franke, “Orca ORX-110,” retrieved from <http://www.frankeksd.com/printproduct.php?node=10&lv1=2&parent=53&id=299> on Jan. 13, 2006.

Franke, “Orca ORX-610,” retrieved from <http://www.frankeksd.com/printproduct.php?node=10&lv1=2&parent=24&id=298> on Jan. 13, 2006.

Kohler, “The Bold Look of Kohler: All Sinks,” retrieved from http://www.us.kohler.com/onlinecatalog/product_result.jsp?showAll=true§ion=1&category=5&subcategory=36&frm=null&module=Kitchen+Sinks&cat_count=7&QS_0=All&QS_1=All&QS_2=All&QS_3=All&QS_4=All&QS_5=All&QS_6=All&sort=Default on Aug. 6, 2005.

* cited by examiner

Primary Examiner—Robert A. Delehanty

(74) *Attorney, Agent, or Firm*—Leydig, Voit & Mayer, Ltd.

(57) **CLAIM**

The ornamental design for a sink, as shown and described.

DESCRIPTION

FIG. 1 is a perspective view taken from the top, front, and right side of a sink showing my new design;

FIG. 2 is a top plan view of the sink shown in FIG. 1;

FIG. 3 is a bottom view of the sink shown in FIG. 1;

FIG. 4 is a front elevational view of the sink shown in FIG. 1;

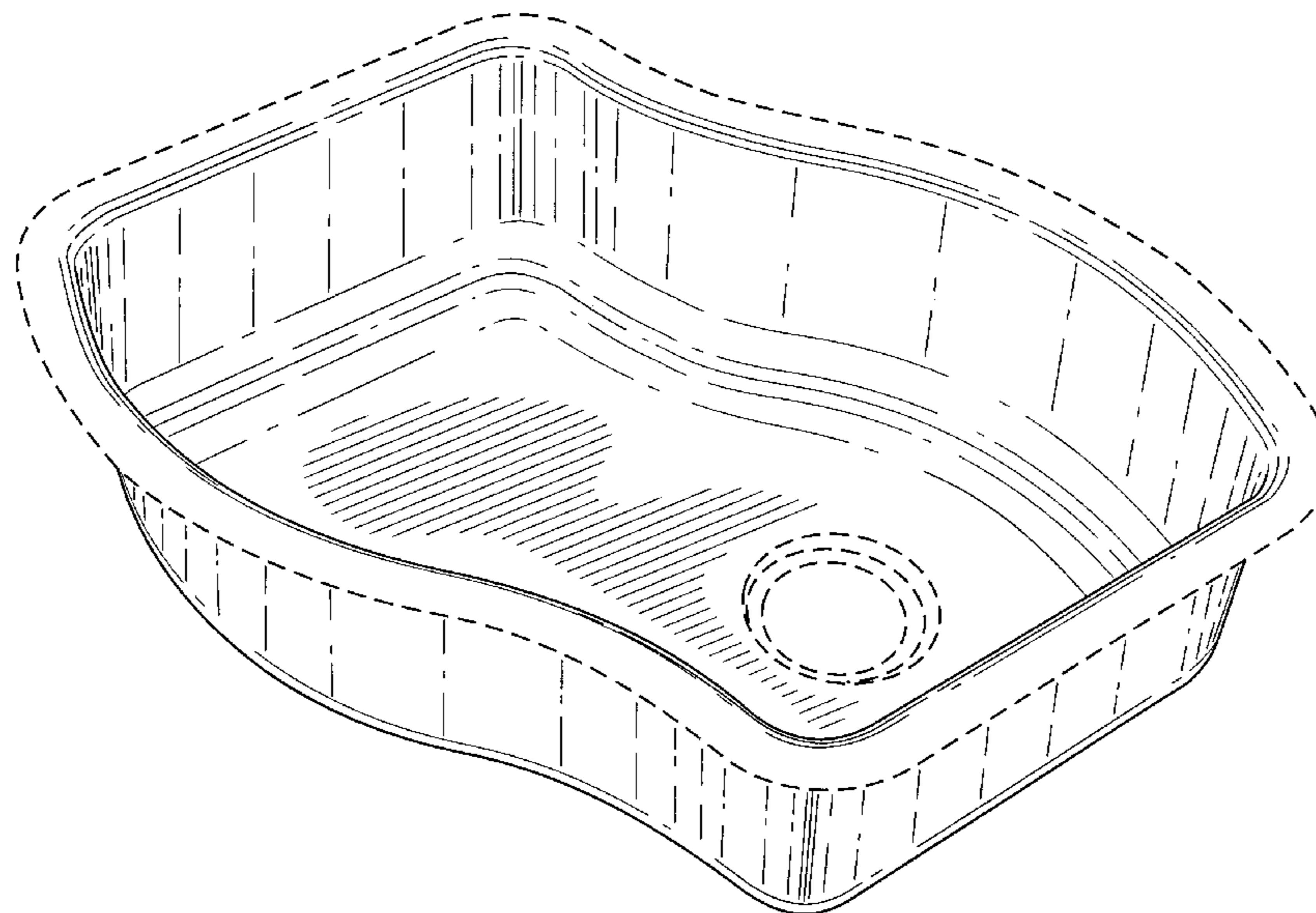
FIG. 5 is a rear elevational view of the sink shown in FIG. 1;

FIG. 6 is a left elevational side view of the sink shown in FIG. 1; and,

FIG. 7 is a right elevational side view of the sink shown in FIG. 1.

The broken lines are for illustration purposes only and form no part of the claimed design.

1 Claim, 5 Drawing Sheets



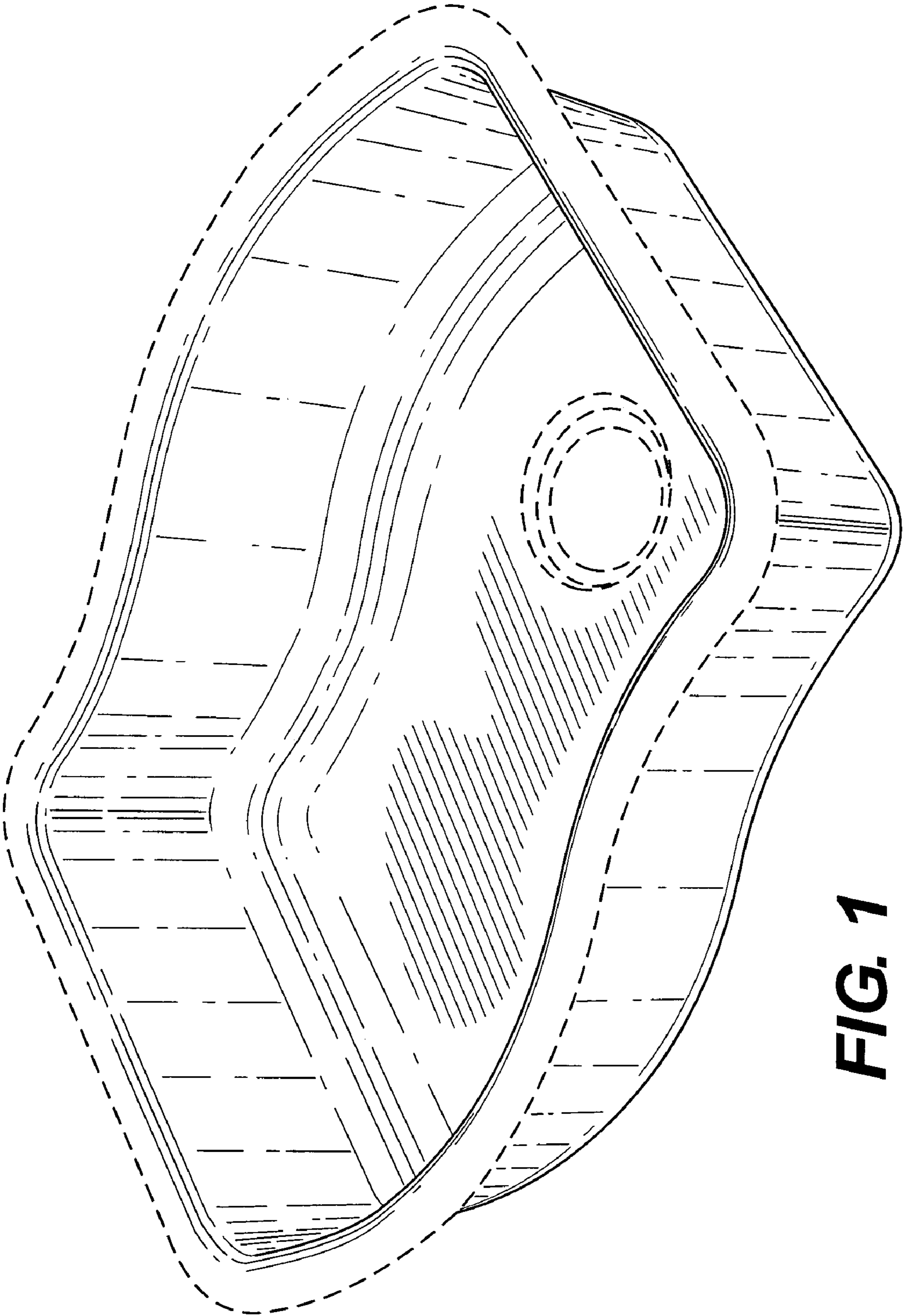


FIG. 1

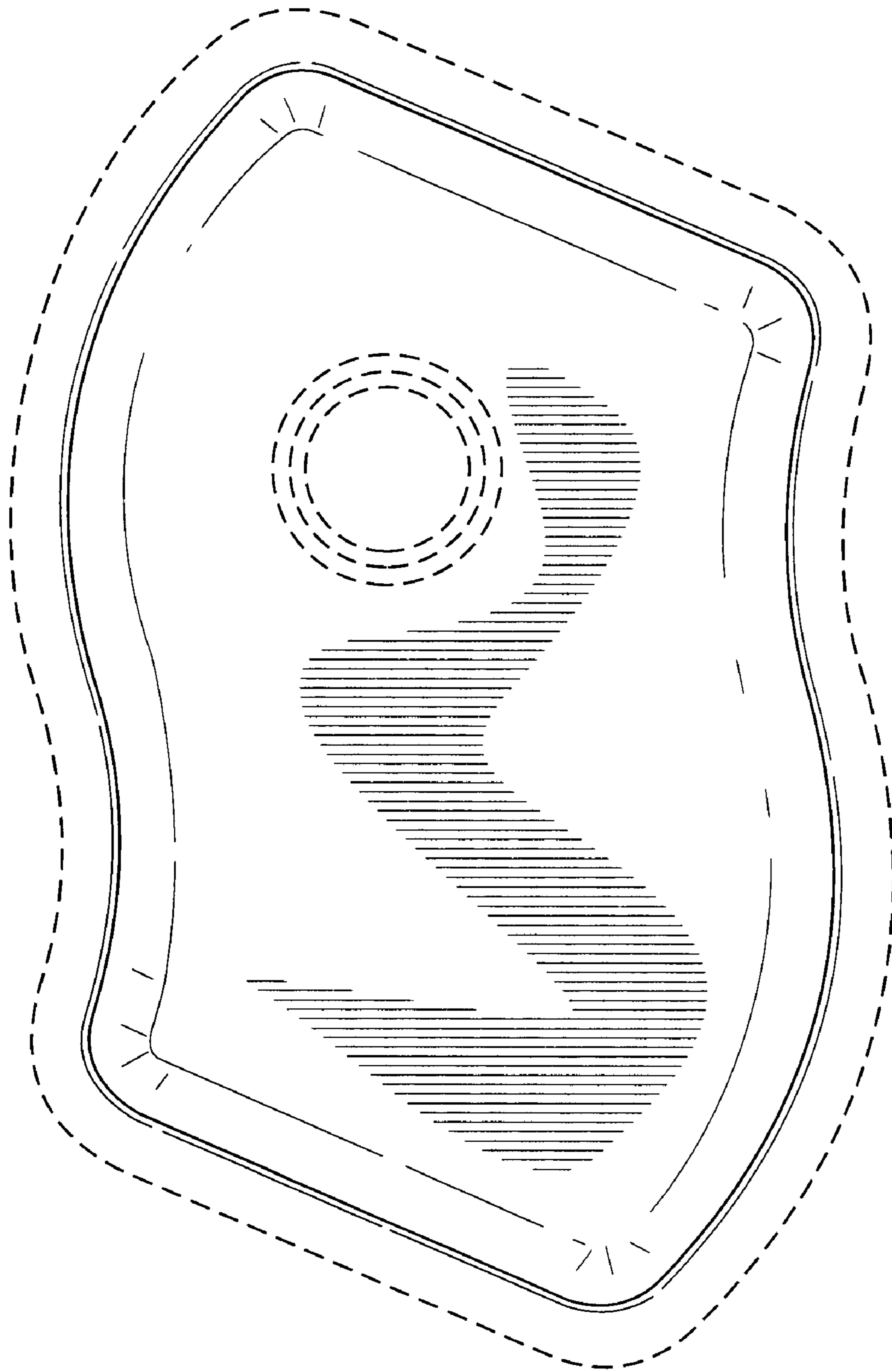


FIG. 2

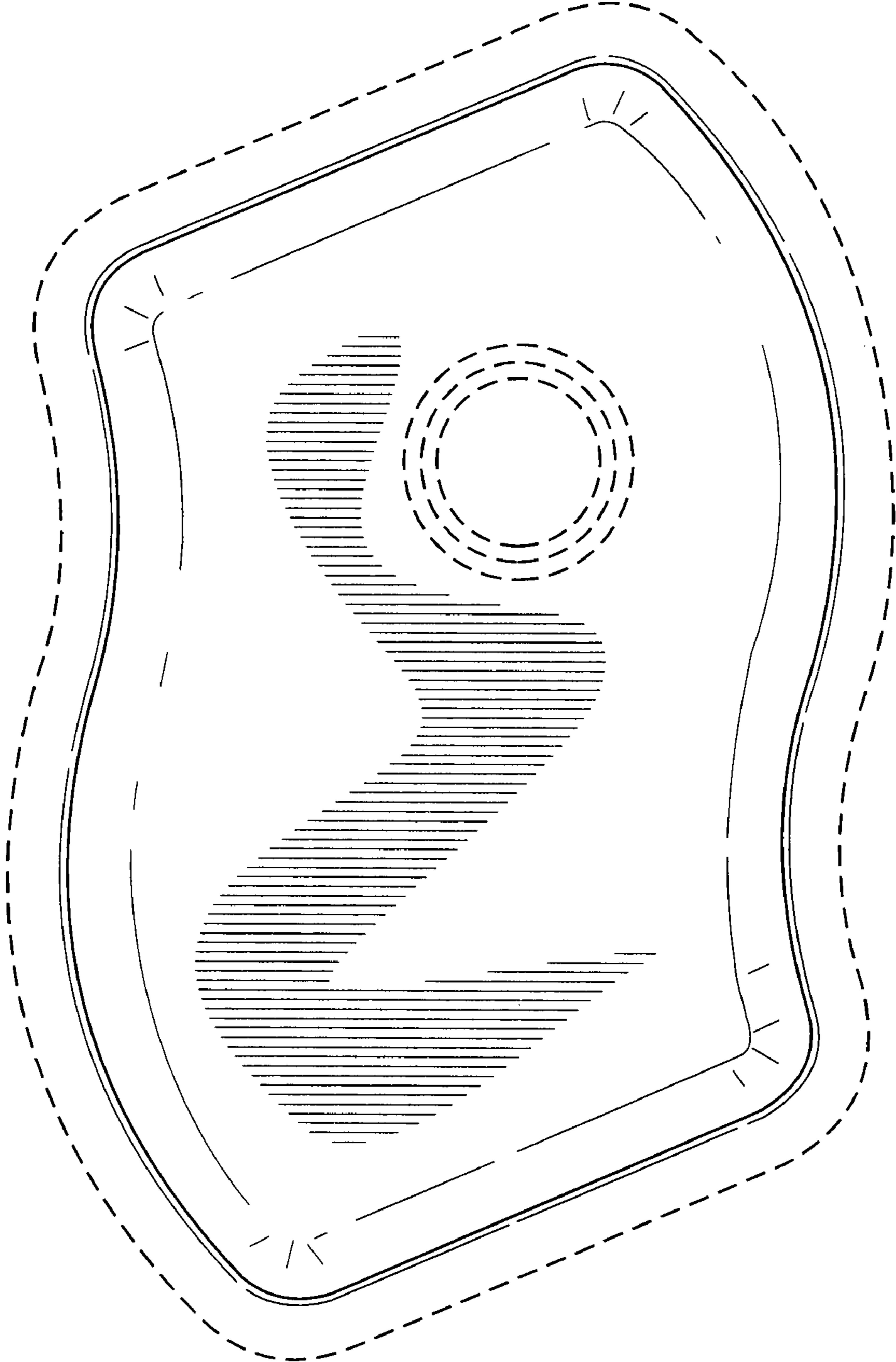


FIG. 3




FIG. 4




FIG. 5

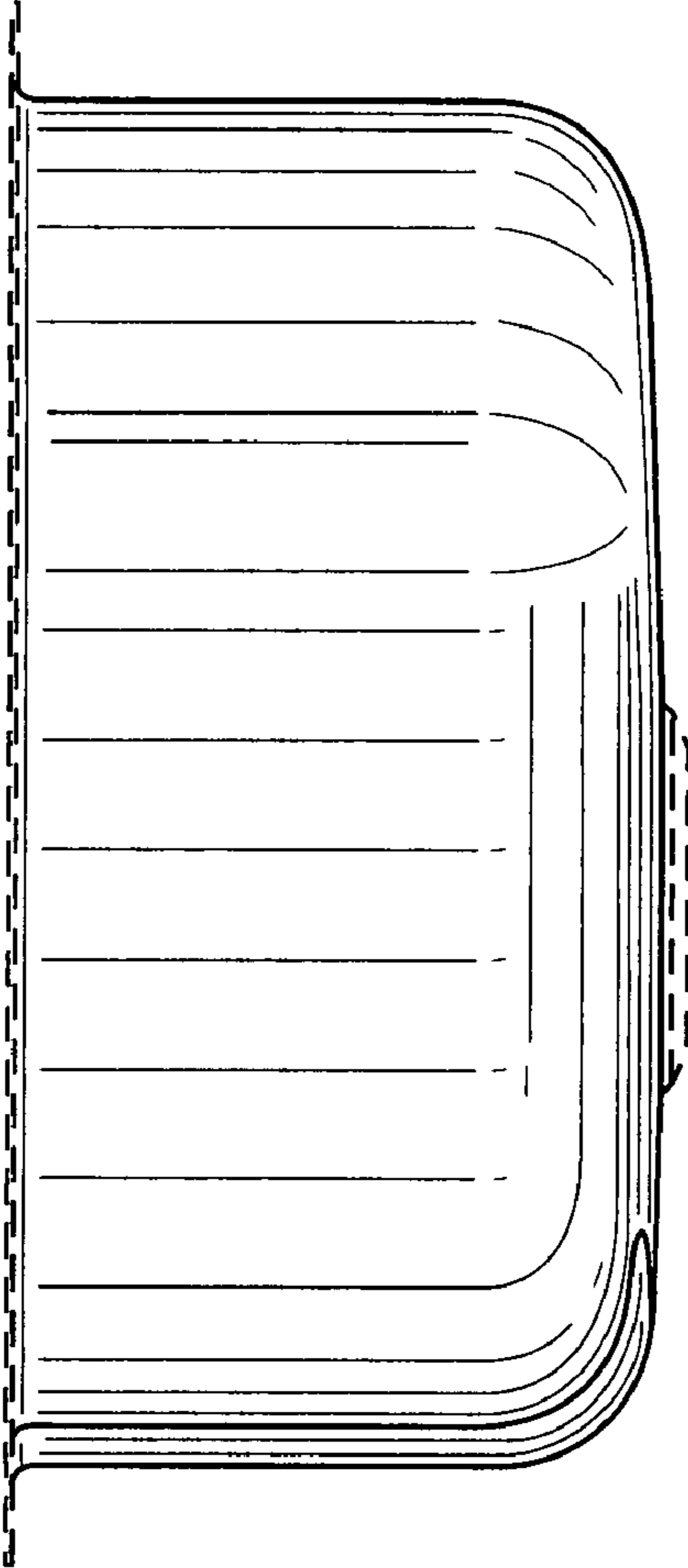


FIG. 6

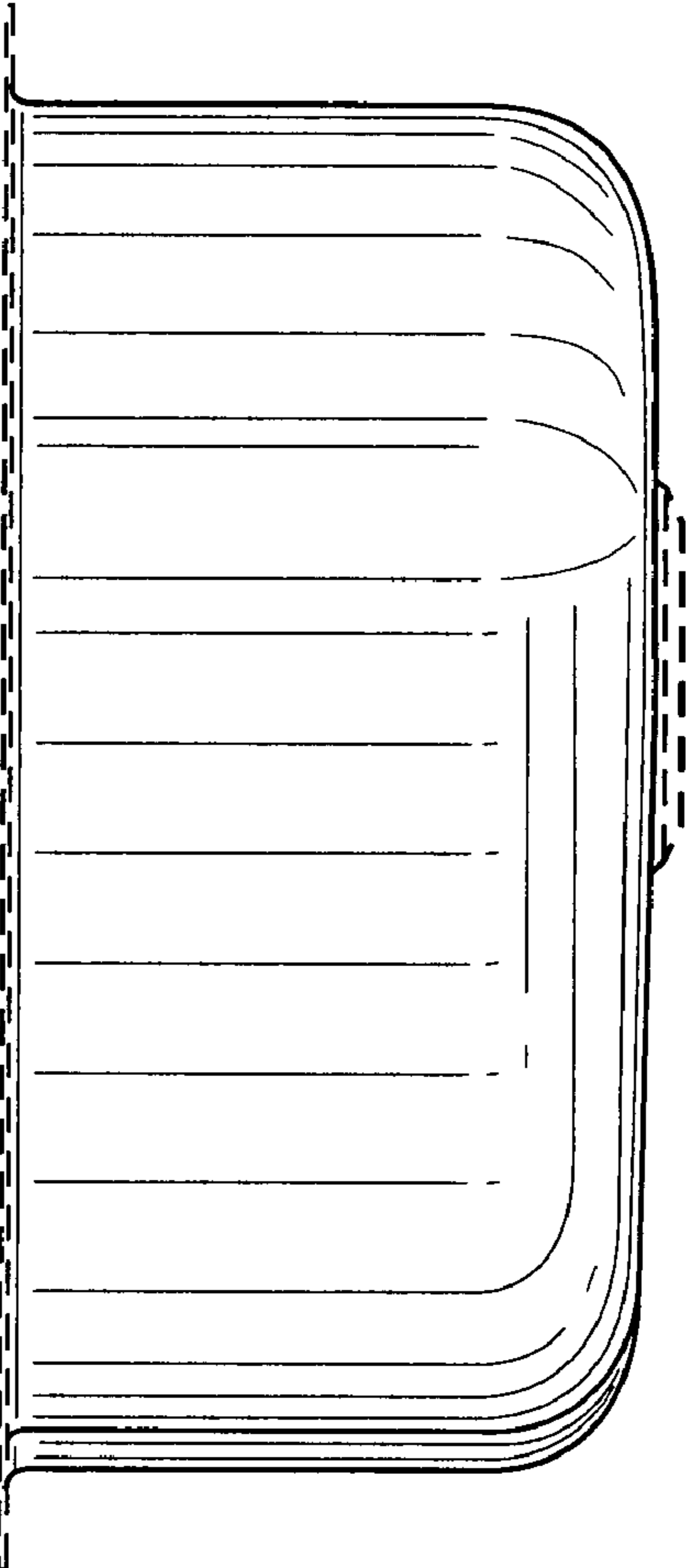


FIG. 7