



US00D559342S

(12) **United States Design Patent**  
**Moon**

(10) **Patent No.:** **US D559,342 S**

(45) **Date of Patent:** **\*\* Jan. 8, 2008**

(54) **CONSOLE SUPPORT FOR AN EXERCISE DEVICE**

(75) Inventor: **Daniel Moon**, Riverside, IL (US)

(73) Assignee: **True Fitness Technology, Inc.**,  
O'Fallon, MO (US)

(\*\*) Term: **14 Years**

(21) Appl. No.: **29/249,026**

(22) Filed: **Sep. 15, 2006**

(51) **LOC (8) Cl.** ..... **21-02**

(52) **U.S. Cl.** ..... **D21/694**

(58) **Field of Classification Search** ..... D21/662,  
D21/663, 668, 669, 670, 673, 674, 676, 694;  
482/51, 52, 54; D6/495

See application file for complete search history.

(56) **References Cited**

**U.S. PATENT DOCUMENTS**

|               |         |                      |         |
|---------------|---------|----------------------|---------|
| D266,433 S *  | 10/1982 | Cinque .....         | D16/237 |
| D282,386 S *  | 1/1986  | Dealey et al. ....   | D21/669 |
| D303,556 S *  | 9/1989  | Trulaske et al. .... | D21/669 |
| D303,923 S *  | 10/1989 | Gill et al. ....     | D8/394  |
| 5,855,537 A * | 1/1999  | Coody et al. ....    | 482/54  |
| D416,596 S *  | 11/1999 | Armstrong .....      | D21/694 |
| D456,183 S *  | 4/2002  | Brown .....          | D6/495  |
| D482,085 S *  | 11/2003 | Eyler et al. ....    | D21/694 |
| D499,905 S *  | 12/2004 | Grosfillex .....     | D6/495  |

**OTHER PUBLICATIONS**

Printout of search results from Google image search for Cybex treadmill, 1 page.\*

\* cited by examiner

*Primary Examiner*—Philip S. Hyder

(74) *Attorney, Agent, or Firm*—Lewis, Rice & Fingersh, L.C.

(57) **CLAIM**

The ornamental design for a console support for an exercise device, as shown and described.

**DESCRIPTION**

FIG. 1 provides a first perspective view of a console support for an exercise device in position in a first treadmill.

FIG. 2 provides a second perspective view of a console support for an exercise device in position in a second treadmill.

FIG. 3 Provides a front view of a console support for an exercise device.

FIG. 4 Provides a rear view of a console support for an exercise device.

FIG. 5 Provides a right side view of a console support for an exercise device.

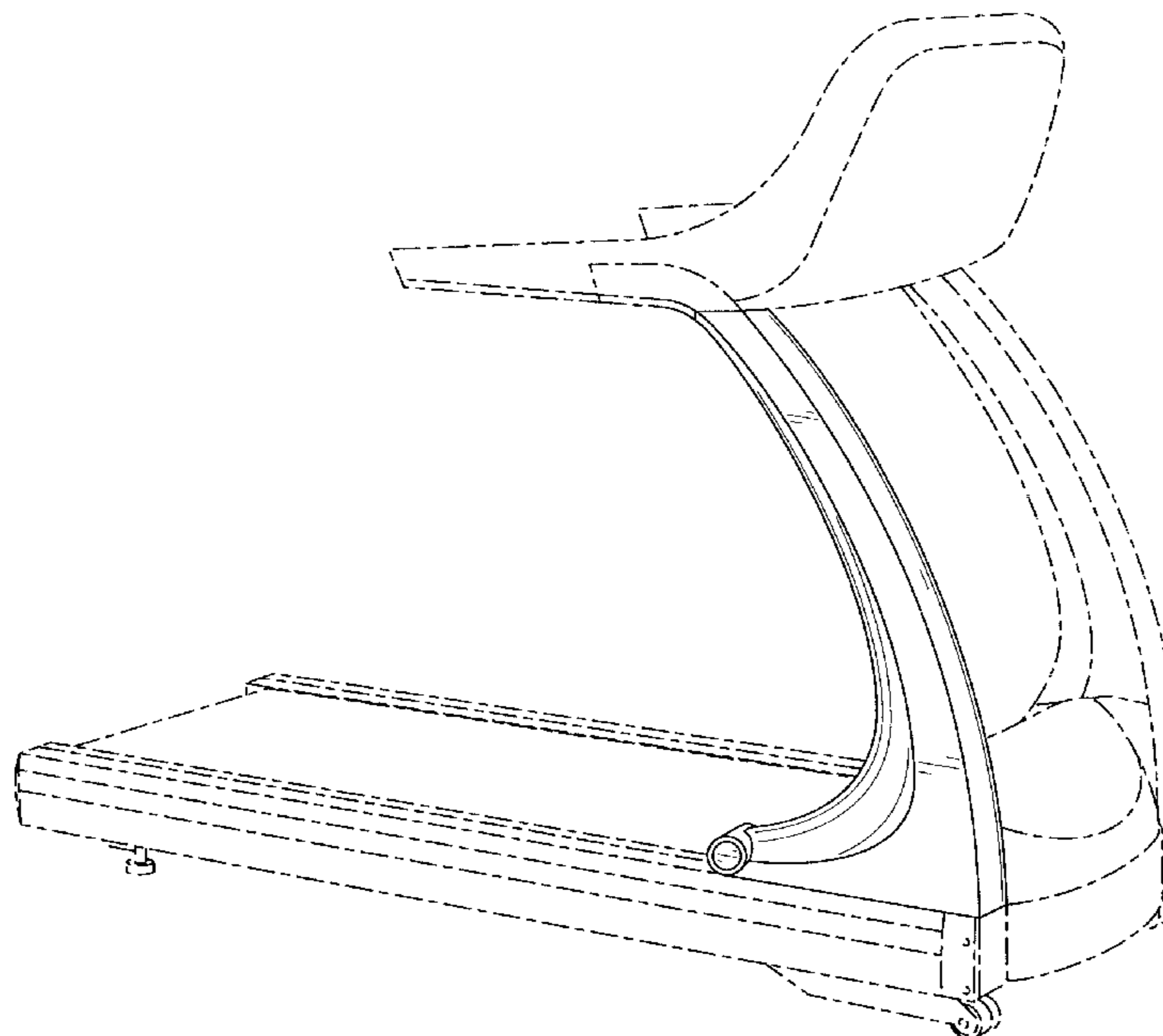
FIG. 6 Provides a left side view of a console support for an exercise device.

FIG. 7 Provides a top view of a console support for an exercise device; and,

FIG. 8 Provides a bottom view of a console support for an exercise device.

The broken lines showing treadmills and an attachment stem used in conjunction with the console support for an exercise device are for illustrative purposes only and form no part of the invention.

**1 Claim, 5 Drawing Sheets**



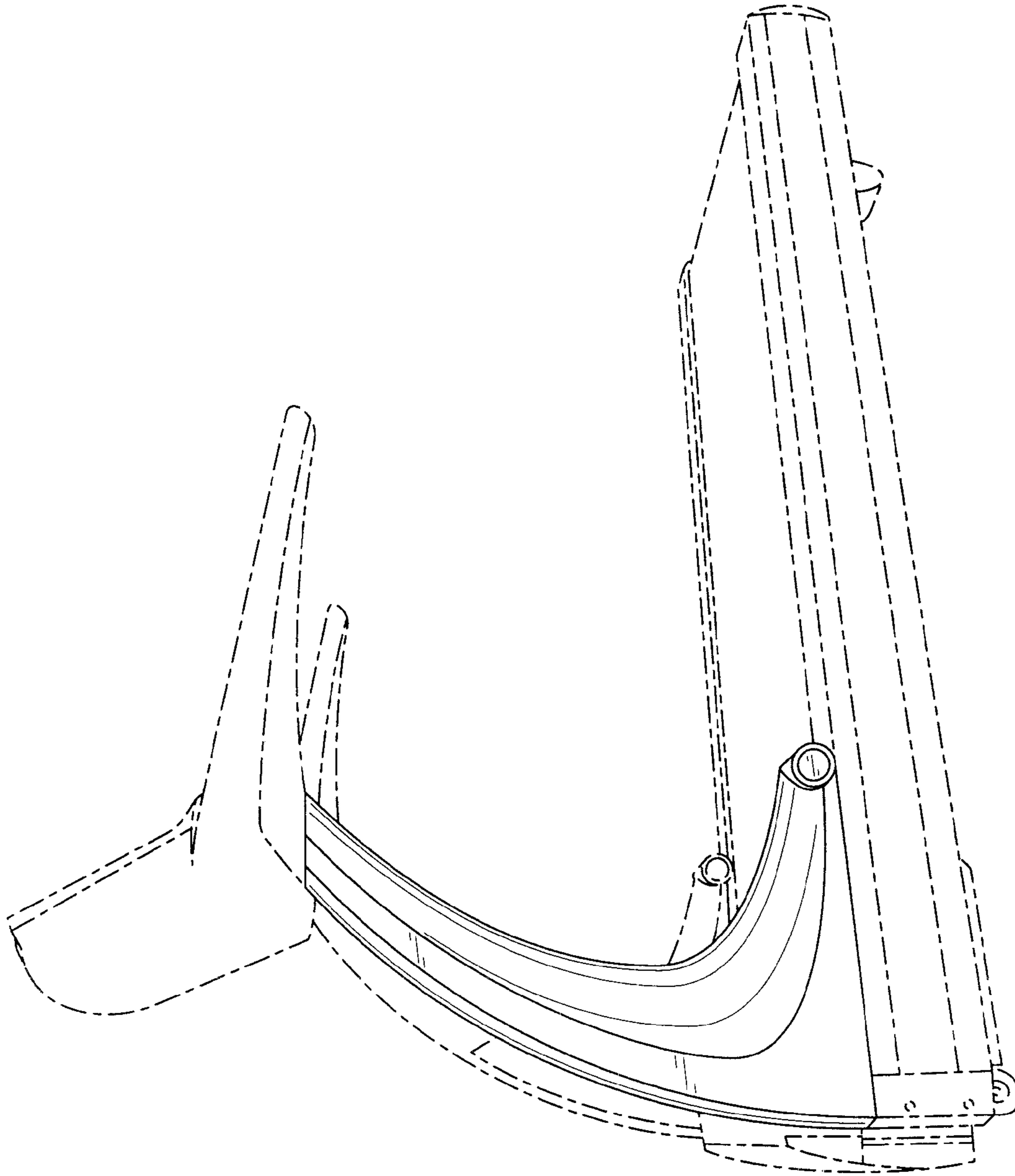


FIG. 1

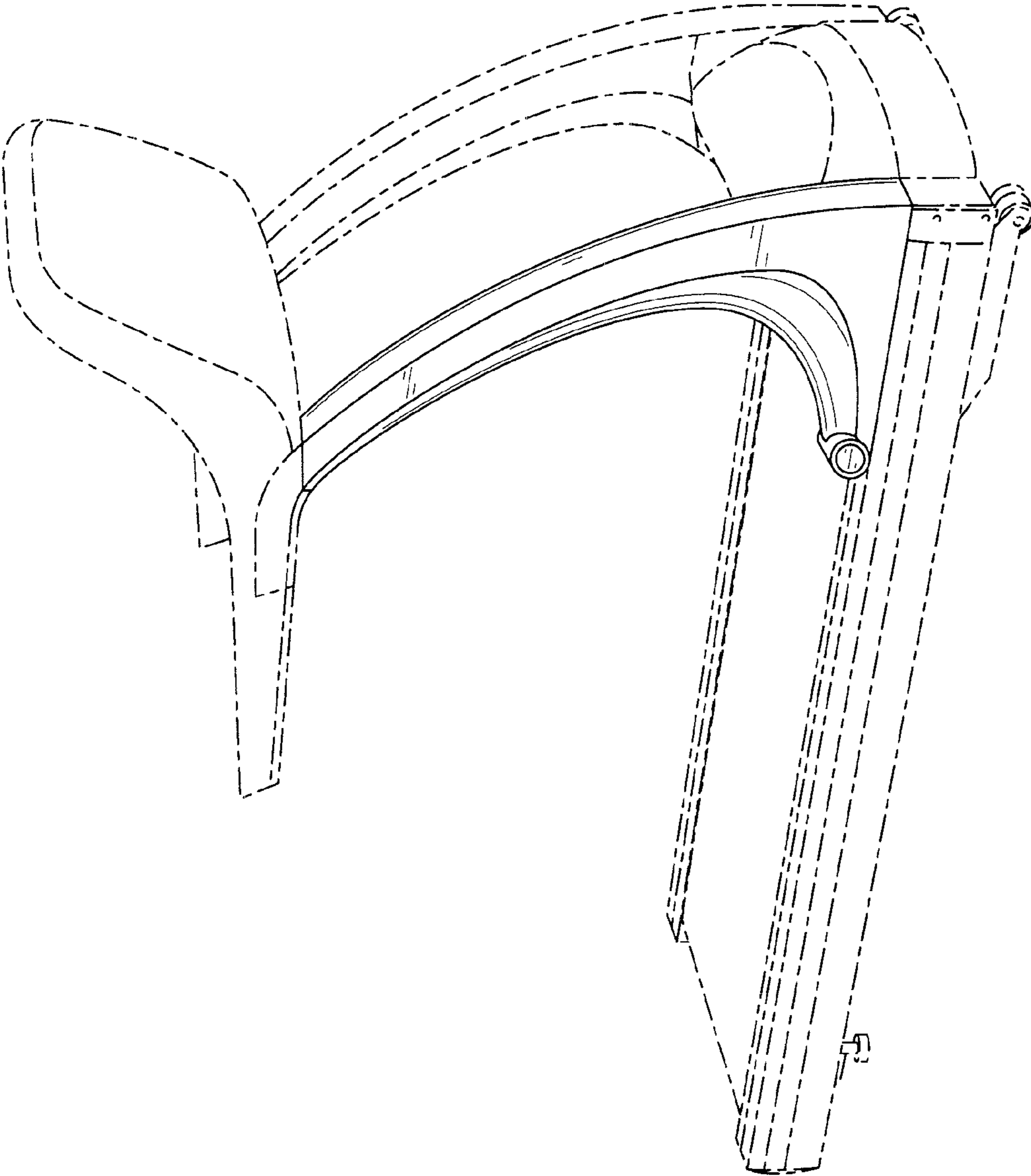


FIG. 2

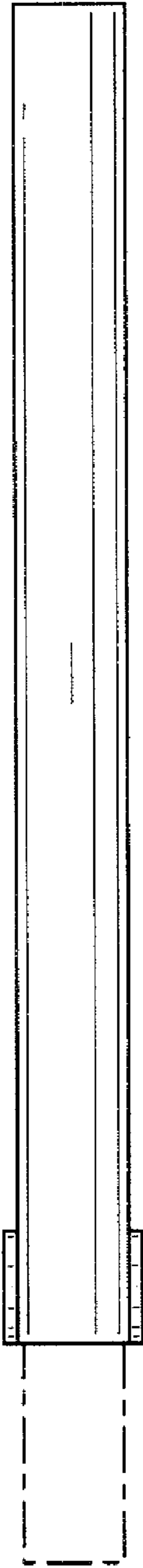


FIG. 3

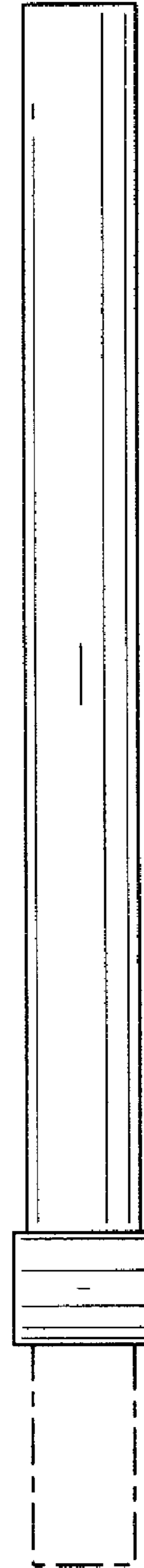


FIG. 4

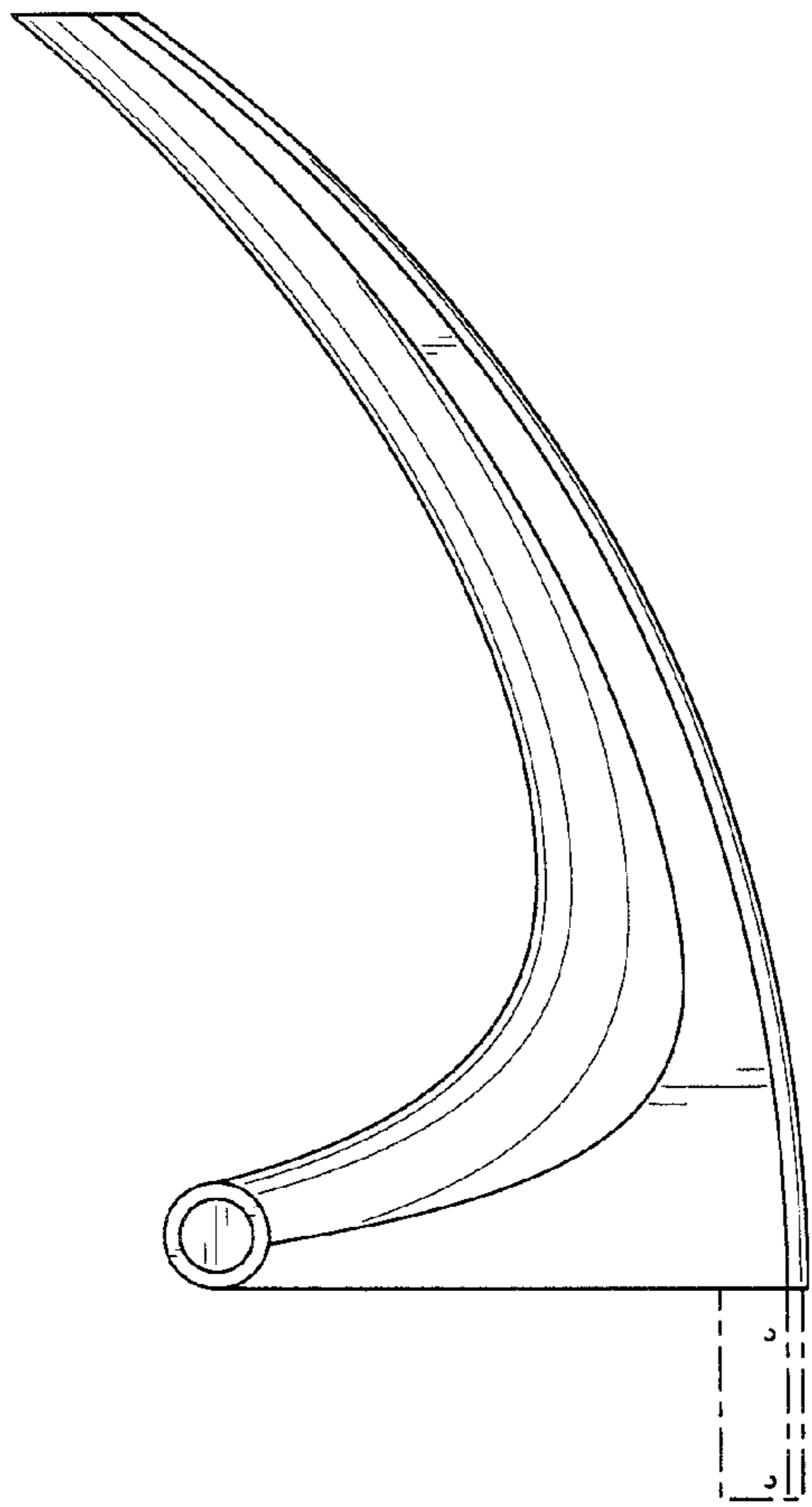


FIG. 5

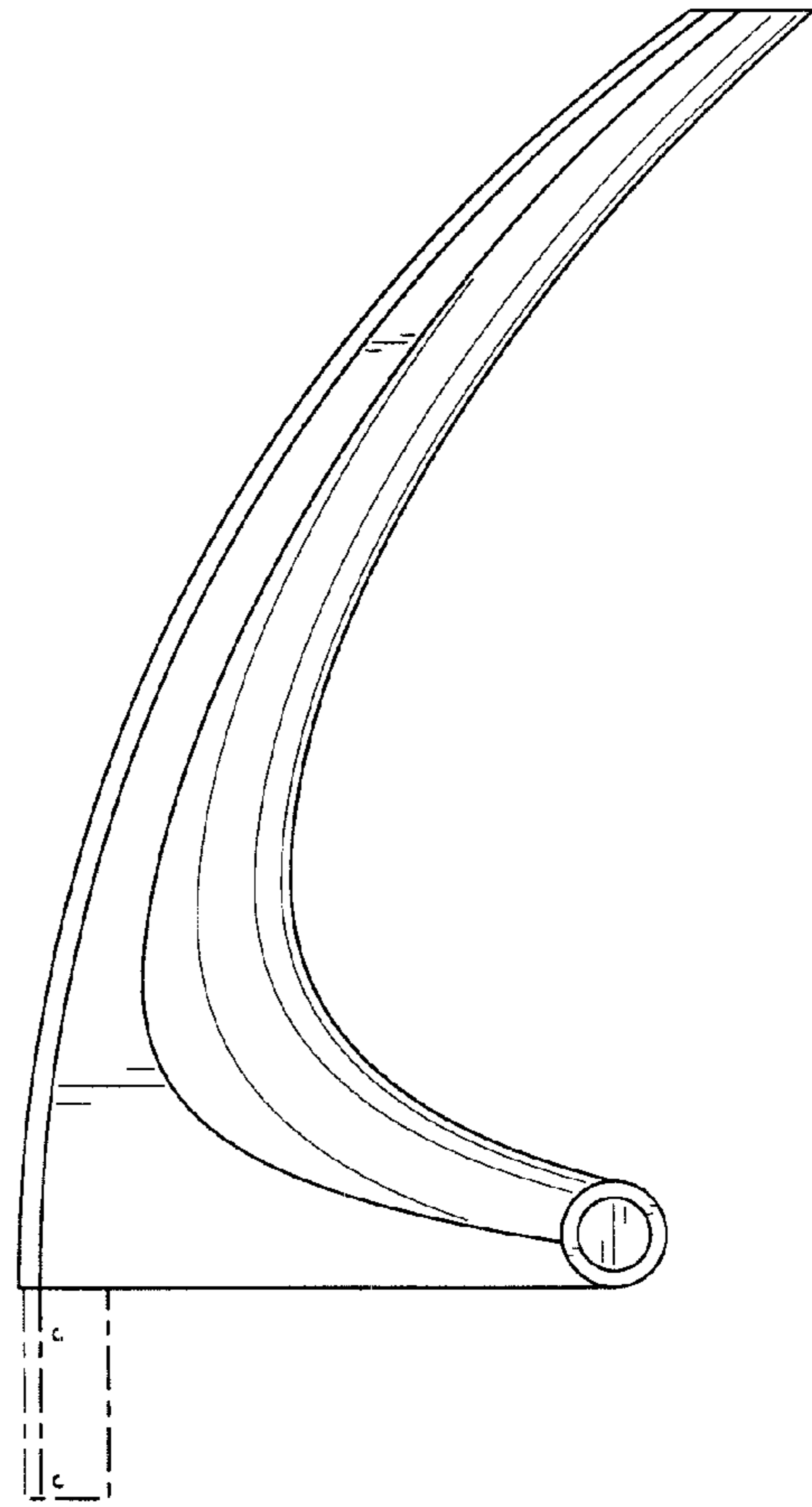


FIG. 6

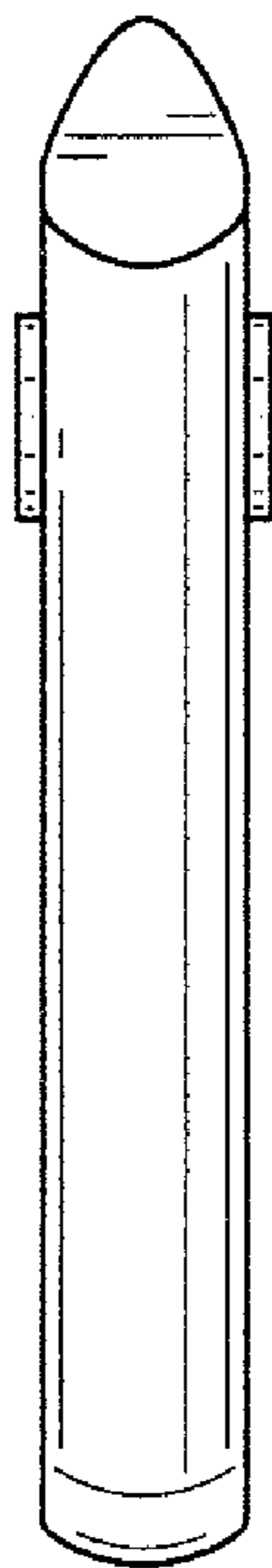


FIG. 7




FIG. 8