



US00D559340S

(12) **United States Design Patent**
Johnson et al.

(10) **Patent No.:** **US D559,340 S**
(45) **Date of Patent:** **** Jan. 8, 2008**

(54) **STUFFED TOY DRAGON WITH
DETACHABLE APPENDAGES**

(76) Inventors: **Jason R. Johnson**, 418 S. Fourth St., --
#4, Mankato, MN (US) 56001; **Adam
W. Kittelson**, 10750 Butternut Cir.,
NW., Coon Rapids, MN (US) 55448

(**) Term: **14 Years**

(21) Appl. No.: **29/249,528**

(22) Filed: **Oct. 10, 2006**

(51) **LOC (8) Cl.** **21-01**

(52) **U.S. Cl.** **D21/615**

(58) **Field of Classification Search** D21/576-578,
D21/584-595, 615-616; D11/158; 446/72,
446/97-98, 100, 268-269, 321, 368-369
See application file for complete search history.

(56) **References Cited**

U.S. PATENT DOCUMENTS

4,208,832 A * 6/1980 Corriveau 446/100
5,897,420 A * 4/1999 Lawrence et al. 446/100
6,887,120 B2 * 5/2005 Shamitoff 446/376

OTHER PUBLICATIONS

Folkmanis Puppets 1994/1995. p. 21, Baby Dragon Puppet.*
1995 Beta Toys Catalog, p. 11, #8176GRN Dragon Toy.*

U.S. Toy Company 2003 Catalog, p. 144, Dinosaur.*

* cited by examiner

Primary Examiner—Sandra L. Morris

(74) *Attorney, Agent, or Firm*—Charles A. Lemaire;
Lemaire Patent Law Firm, P.L.L.C.

(57) **CLAIM**

We claim the ornamental design for a stuffed toy dragon
with detachable appendages, as shown and described.

DESCRIPTION

FIG. 1 is a front left perspective view of a stuffed toy dragon
with detachable appendages, shown with appendages
attached, showing the new design;

FIG. 2 shows a front elevation view thereof;

FIG. 3 shows a back elevation view thereof;

FIG. 4 shows a side elevation view thereof;

FIG. 5 shows a top plan view thereof; and,

FIG. 6 shows a bottom plan view thereof.

In the FIGS. 1-6, the broken line illustration of the envi-
ronmental structure forms no part of the claimed invention.

1 Claim, 6 Drawing Sheets




FIG. 1




FIG. 2




FIG. 3




FIG. 4




FIG. 5




FIG. 6

