



US00D559317S

(12) **United States Design Patent**
Ikeda

(10) **Patent No.:** **US D559,317 S**

(45) **Date of Patent:** **** Jan. 8, 2008**

(54) **BALLPOINT PEN**

D525,302 S * 7/2006 Togawa D19/51
D533,591 S * 12/2006 Togawa D19/49

(75) Inventor: **Akinori Ikeda**, Tokyo (JP)

FOREIGN PATENT DOCUMENTS

(73) Assignee: **Kabushiki Kaisha Pilot Corporation**,
Tokyo (JP)

JP 1272875 S 6/2006

(**) Term: **14 Years**

* cited by examiner

(21) Appl. No.: **29/264,851**

Primary Examiner—Elizabeth A. Albert

(22) Filed: **Aug. 21, 2006**

(74) *Attorney, Agent, or Firm*—Sughrue Mion Plc.

(30) **Foreign Application Priority Data**

Feb. 27, 2006 (JP) 2006-004709

(57) **CLAIM**

The ornamental design for a ballpoint pen, as shown and described.

(51) **LOC (8) Cl.** **19-06**

DESCRIPTION

(52) **U.S. Cl.** **D19/51**

(58) **Field of Classification Search** D19/35,
D19/36, 41–51, 53–57; 24/11 R, 11 F, 11 P;
401/52, 99, 100, 104, 105, 106, 107, 108,
401/109, 192, 195, 196

FIG. 1 is a perspective view of the top, front and right side of a ballpoint pen, with the writing tip in a retracted position, showing my new design;

See application file for complete search history.

FIG. 2 is a front elevational view thereof;

FIG. 3 is a rear elevational view thereof;

(56) **References Cited**

U.S. PATENT DOCUMENTS

D309,633 S * 7/1990 Itoh D19/51
D450,769 S * 11/2001 Nishida D19/49
D452,274 S * 12/2001 Keda D19/51
D453,187 S * 1/2002 Keda D19/48
D472,577 S * 4/2003 Sakuno et al. D19/51
D497,643 S * 10/2004 Nishida D19/51

FIG. 4 is a top plan view thereof;

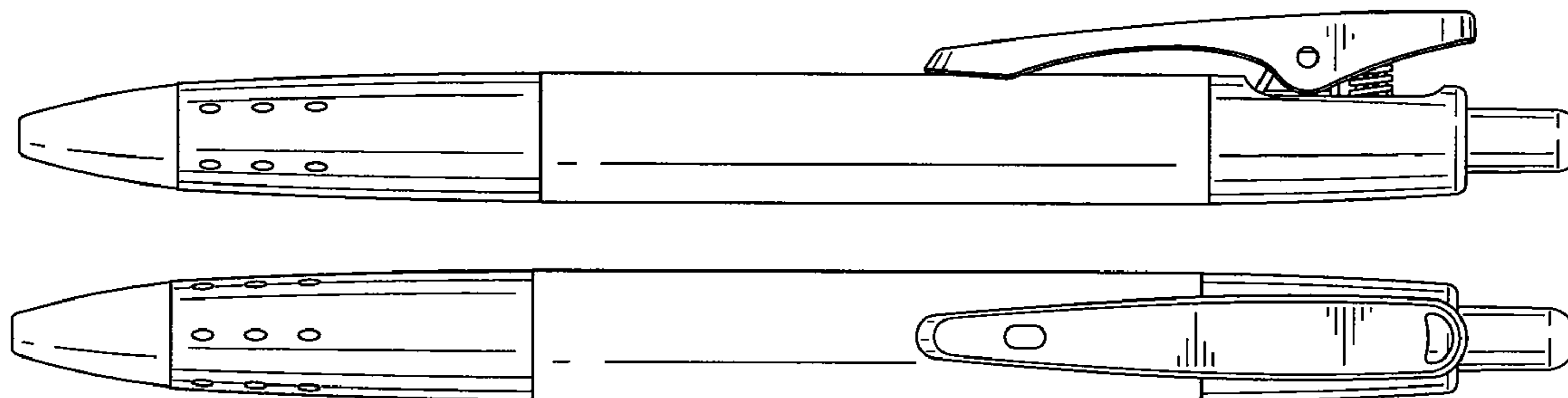
FIG. 5 is a bottom plan view thereof;

FIG. 6 is a left side elevational view thereof;

FIG. 7 is a right side elevational view thereof; and,

FIG. 8 is a front elevational view thereof, with the writing tip in an extended position.

1 Claim, 2 Drawing Sheets



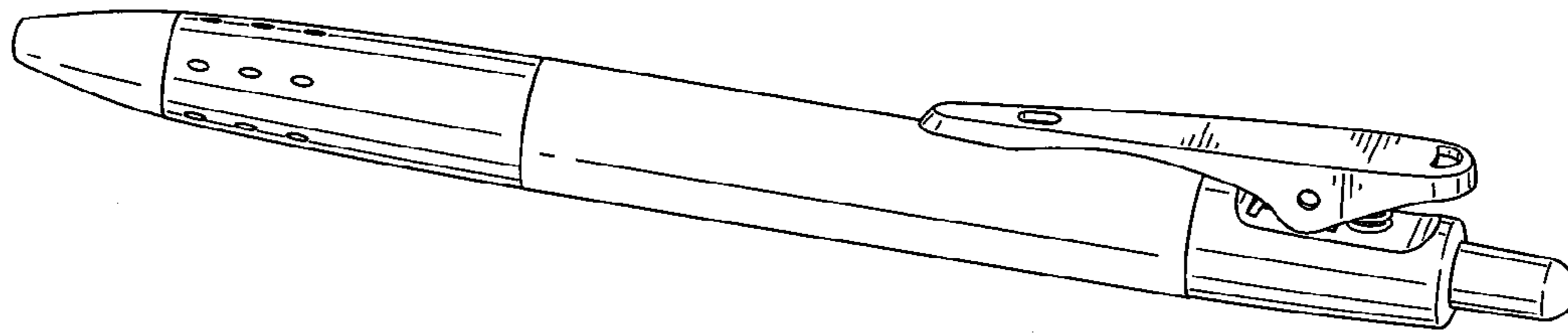


FIG. 1




FIG. 2

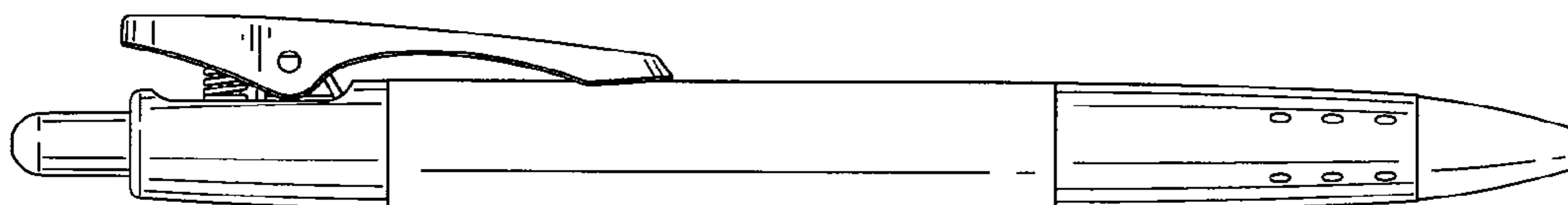


FIG. 3

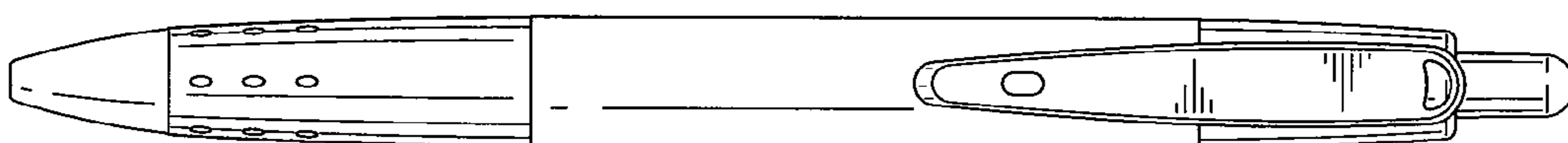


FIG. 4




FIG. 5

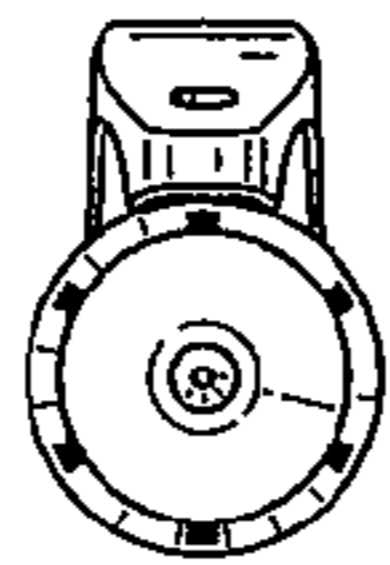


FIG. 6

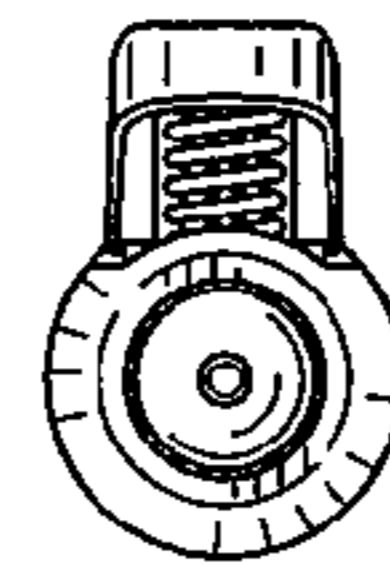


FIG. 7




FIG. 8