



US00D559315S

(12) **United States Design Patent**  
**Qiu et al.**

(10) **Patent No.:** **US D559,315 S**  
(45) **Date of Patent:** **\*\* Jan. 8, 2008**

- (54) **PEN**
- (75) Inventors: **Zhiming Qiu**, Ningbo (CN); **Jipeng Tai**, Ningbo (CN)
- (73) Assignee: **Beifa Group Co., Ltd.**, Ningbo (CN)
- (\*\*) Term: **14 Years**
- (21) Appl. No.: **29/248,553**
- (22) Filed: **Aug. 21, 2006**
- (30) **Foreign Application Priority Data**  
Mar. 4, 2006 (CN) ..... 2006 3 0006406
- (51) **LOC (8) Cl.** ..... **19-06**
- (52) **U.S. Cl.** ..... **D19/50**
- (58) **Field of Classification Search** ..... D19/35,  
D19/36, 41-51, 53-57; 24/11 R, 11 F, 11 P;  
401/52, 99, 100, 104, 105, 106, 107, 108,  
401/109, 192, 195, 196  
See application file for complete search history.

- D506,504 S \* 6/2005 Nakazawa et al. .... D19/49
- D506,505 S 6/2005 Qiu
- D525,302 S \* 7/2006 Togawa ..... D19/51
- D540,386 S \* 4/2007 Qiu ..... D19/51
- D542,843 S \* 5/2007 Qiu ..... D19/50

**OTHER PUBLICATIONS**

Qiu, Z., et al., U.S. Appl. No. 29/248,552, filed Aug. 21, 2006.

\* cited by examiner

*Primary Examiner*—Elizabeth A. Albert

(74) *Attorney, Agent, or Firm*—Christensen O'Connor Johnson Kindness PLLC

(56) **References Cited**

**U.S. PATENT DOCUMENTS**

- D410,030 S 5/1999 Sunaga
- D417,891 S 12/1999 Izushima
- D438,245 S \* 2/2001 Hollington et al. .... D19/50
- D444,498 S 7/2001 Izushima
- D453,187 S 1/2002 Keda
- D487,773 S 3/2004 Keda
- D490,465 S 5/2004 Qiu
- D492,348 S 6/2004 Qiu
- D495,744 S \* 9/2004 Ikeda ..... D19/51

(57) **CLAIM**

The ornamental design for a pen, as shown and described.

**DESCRIPTION**

FIG. 1 is a front right perspective view of a pen showing our new design;

FIG. 2 is a rear right perspective view thereof;

FIG. 3 is a left side elevational view thereof;

FIG. 4 is a top plan view thereof;

FIG. 5 is a front elevational view thereof;

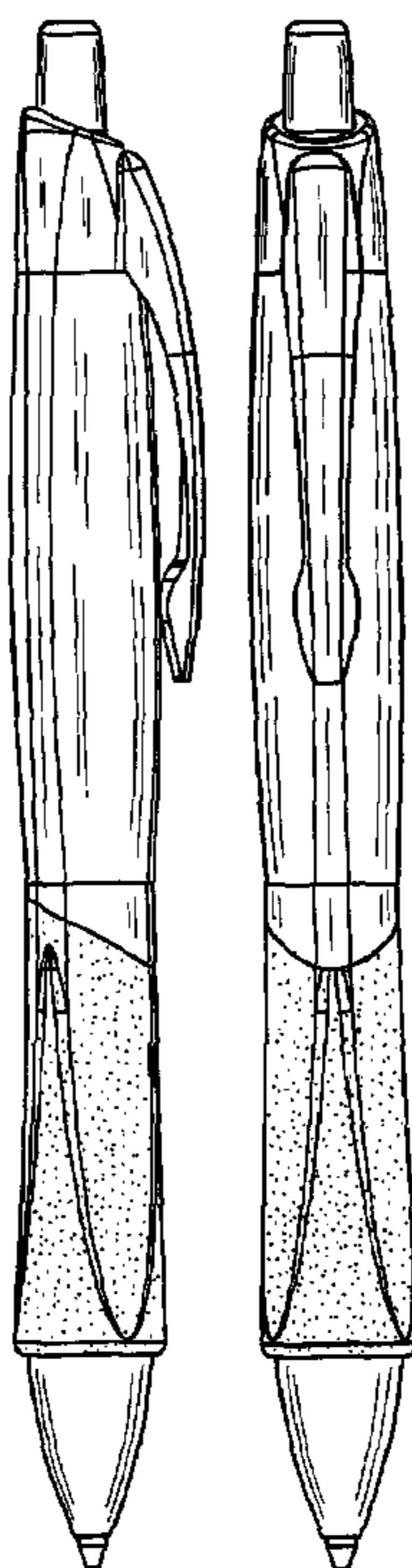
FIG. 6 is a right side elevational view thereof;

FIG. 7 is a bottom plan view thereof; and,


FIG. 8 is a rear elevational view thereof.

The stippling shown on the grip of the pen barrel represents a surface texture.

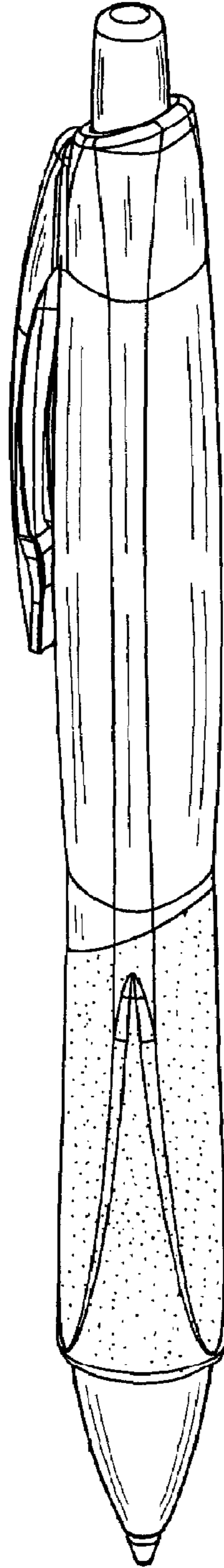
**1 Claim, 3 Drawing Sheets**



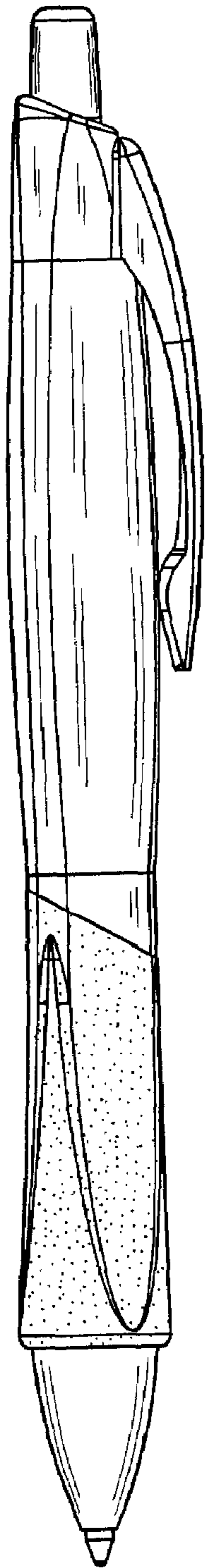
*Fig.1.*



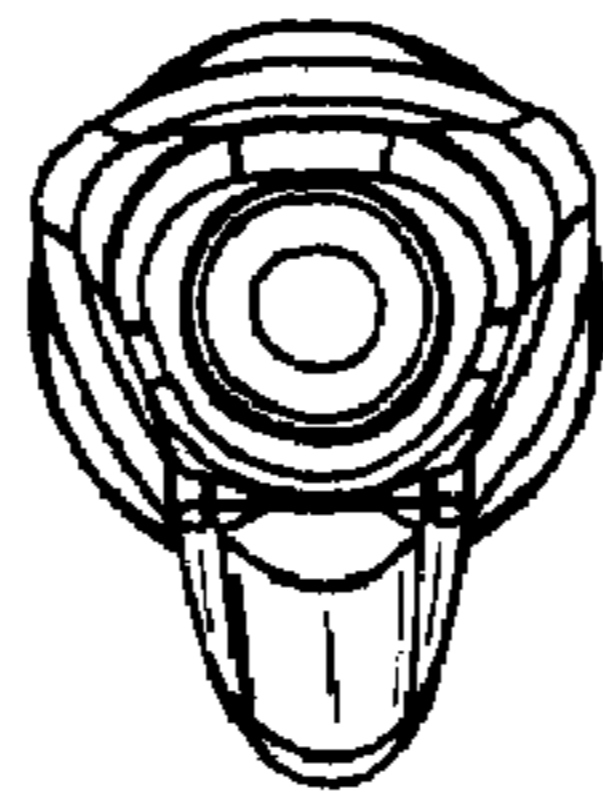
*Fig.2.*



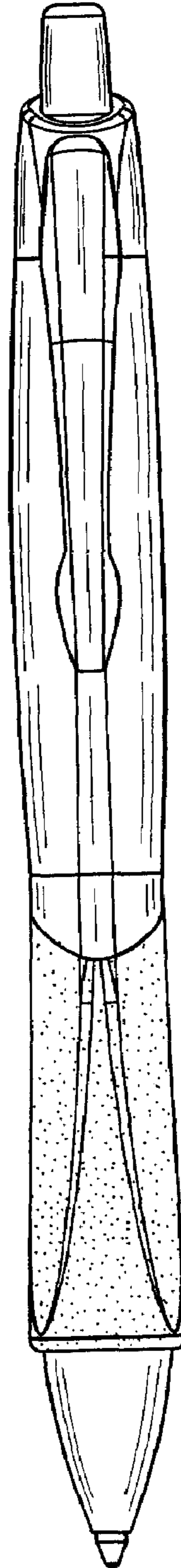
*Fig. 3.*

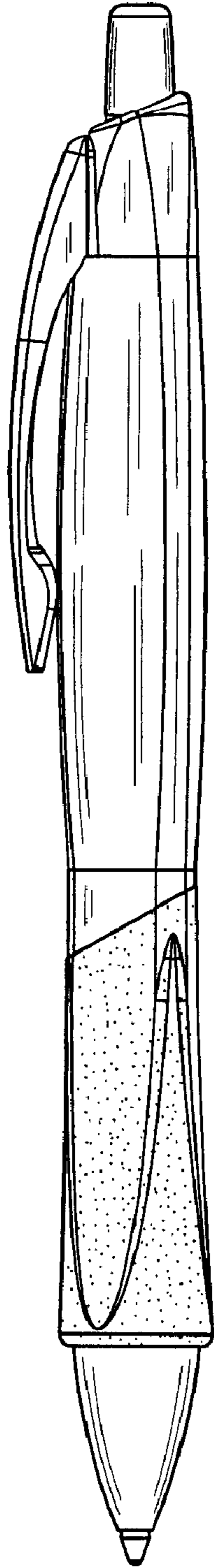


*Fig. 4.*

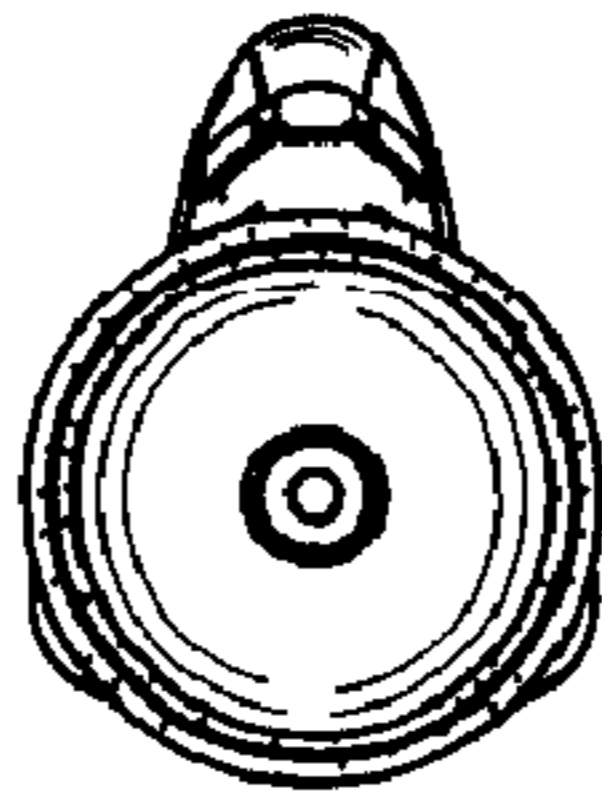


*Fig. 5.*





*Fig. 6.*



*Fig. 7.*



*Fig. 8.*

UNITED STATES PATENT AND TRADEMARK OFFICE  
**CERTIFICATE OF CORRECTION**

PATENT NO. : Des. 559,315 S  
APPLICATION NO. : 29/248553  
DATED : January 8, 2008  
INVENTOR(S) : Z. Qiu et al.

Page 1 of 1

It is certified that error appears in the above-identified patent and that said Letters Patent is hereby corrected as shown below:

On the Title Page, Item (30)

(30)	Foreign Appln.	“2006 3 0006406” should read
Pg. 1, col. 1	Priority Data	--2006 3 0006406.7--

Signed and Sealed this

Eighteenth Day of November, 2008



JON W. DUDAS

*Director of the United States Patent and Trademark Office*