



US00D559311S

(12) **United States Design Patent**
Qiu et al.

(10) **Patent No.:** **US D559,311 S**
(45) **Date of Patent:** **** Jan. 8, 2008**

(54) **HIGHLIGHTER**

D541,340 S 4/2007 Qiu

(75) Inventors: **Zhiming Qiu**, Ningbo (CN); **Lidang Ma**, Ningbo (CN)

FOREIGN PATENT DOCUMENTS

WO DM/059653 * 1/2002

(73) Assignee: **Beifa Group Co., Ltd.**, Ningbo (CN)

OTHER PUBLICATIONS

(**) Term: **14 Years**

Qiu, Z., et al., U.S. Appl. No. 29/249,969, filed Oct. 27, 2006.
Qiu, Z., U.S. Appl. No. 29/255,370, filed Mar. 7, 2006.
Qiu, Z., et al., U.S. Appl. No. 29/277,287, filed Feb. 20, 2007.
Qiu, Z., et al., U.S. Appl. No. 29/277,288, filed Feb. 20, 2007.

(21) Appl. No.: **29/256,630**

* cited by examiner

(22) Filed: **Mar. 22, 2006**

Primary Examiner—Elizabeth A. Albert

(30) **Foreign Application Priority Data**

(74) *Attorney, Agent, or Firm*—Christensen O'Connor Johnson Kindness PLLC

Sep. 22, 2005 (CN) 2005 3 0129671

(51) **LOC (8) Cl.** **19-03**

(52) **U.S. Cl.** **D19/43**

(58) **Field of Classification Search** D19/35,
D19/36, 41–51; 24/11 R, 11 F, 11 P; 401/52,
401/99, 100, 104, 105, 106, 107, 108, 109,
401/192, 195, 196

See application file for complete search history.

(57) **CLAIM**

The ornamental design for a highlighter, as shown and described.

(56) **References Cited**

U.S. PATENT DOCUMENTS

4,183,685 A * 1/1980 Hofmann et al. 401/202
D260,272 S 8/1981 Horntrich
D295,537 S 5/1988 Davidson
D309,913 S 8/1990 Shintani
D325,931 S * 5/1992 Sekiguchi D19/43
D329,253 S 9/1992 Sekiguchi
D340,947 S 11/1993 Tu
D388,119 S 12/1997 Kuramoto
D394,876 S * 6/1998 Chuang D19/53
D399,253 S * 10/1998 Raymond D19/36
D476,363 S 6/2003 Hung
D482,726 S 11/2003 Hung
D492,347 S 6/2004 Qiu
D497,640 S 10/2004 Qiu
D508,948 S 8/2005 Metaxatos
7,004,660 B2 * 2/2006 Kaempf 401/202

DESCRIPTION

FIG. 1 is a front left perspective view of a highlighter showing my new design;

FIG. 2 is an exploded front left perspective view of the highlighter shown in FIG. 1;

FIG. 3 is a front elevational view of the highlighter of FIG. 1, shown without the cap for convenience of illustration;

FIG. 4 is a bottom plan view of the highlighter shown in FIG. 1;

FIG. 5 is a top plan view thereof;

FIG. 6 is a right side elevational view thereof;

FIG. 7 is a front elevational view thereof;

FIG. 8 is a left side elevational view thereof; and,

FIG. 9 is a rear elevational view thereof.

The stippled shading represents a texture on the surface of the highlighter.

1 Claim, 4 Drawing Sheets

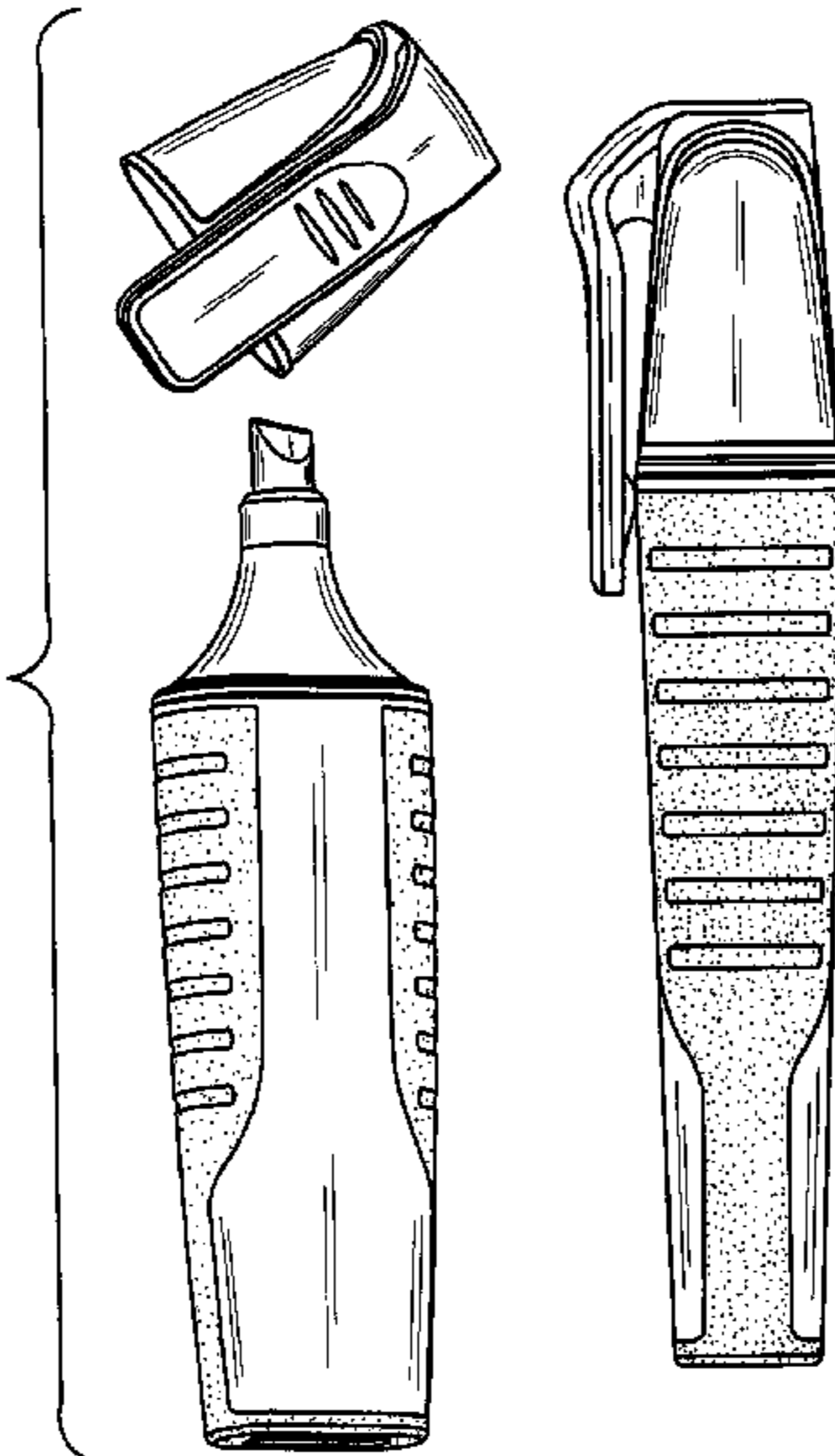


Fig. 1.


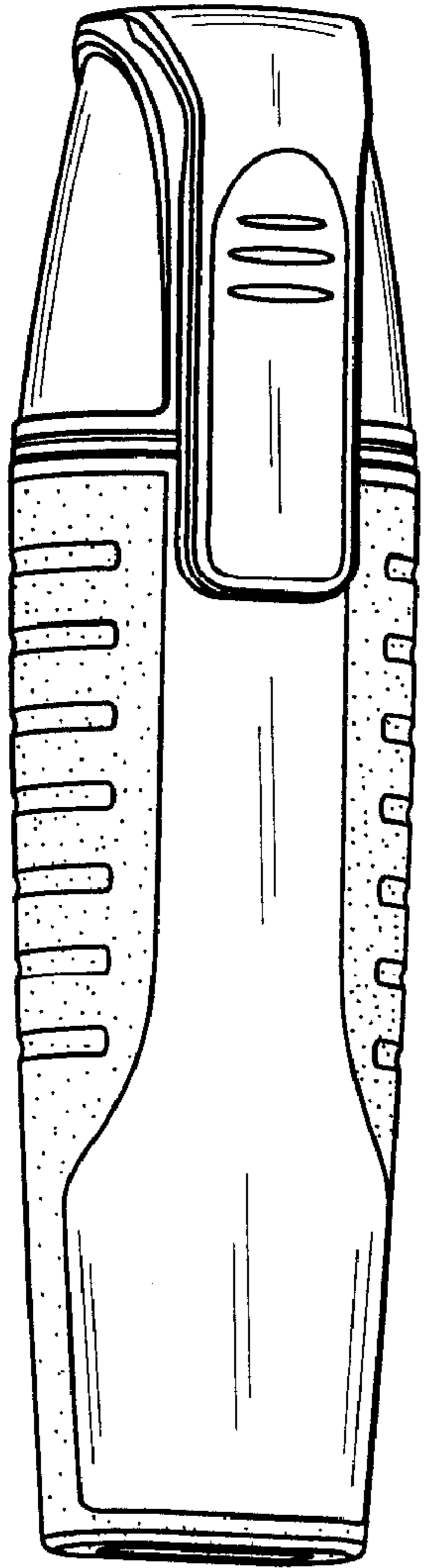


Fig. 2.

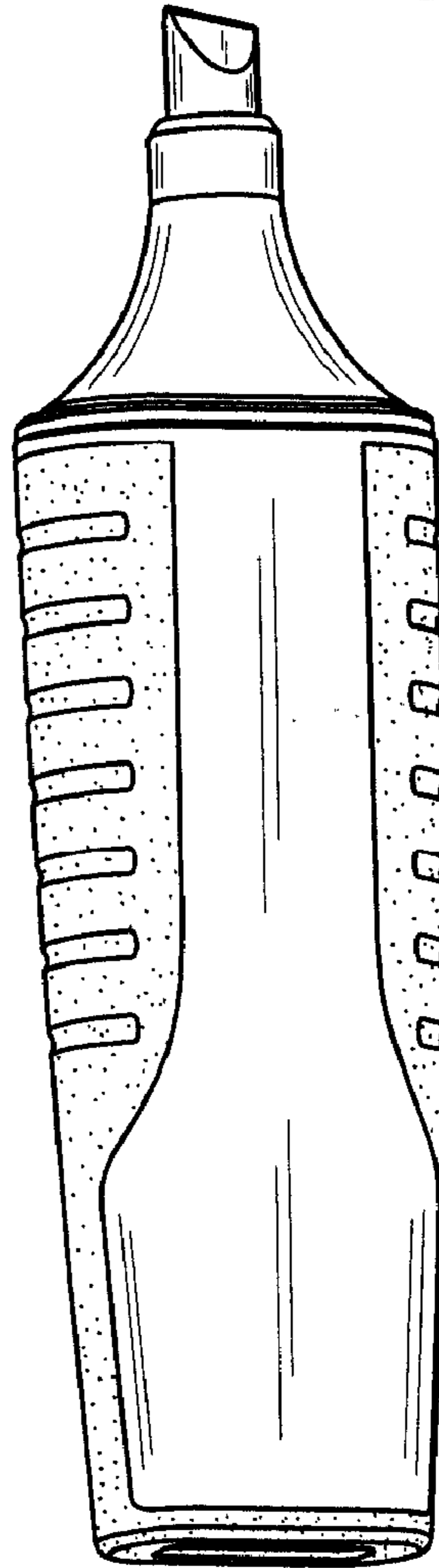


Fig.3.

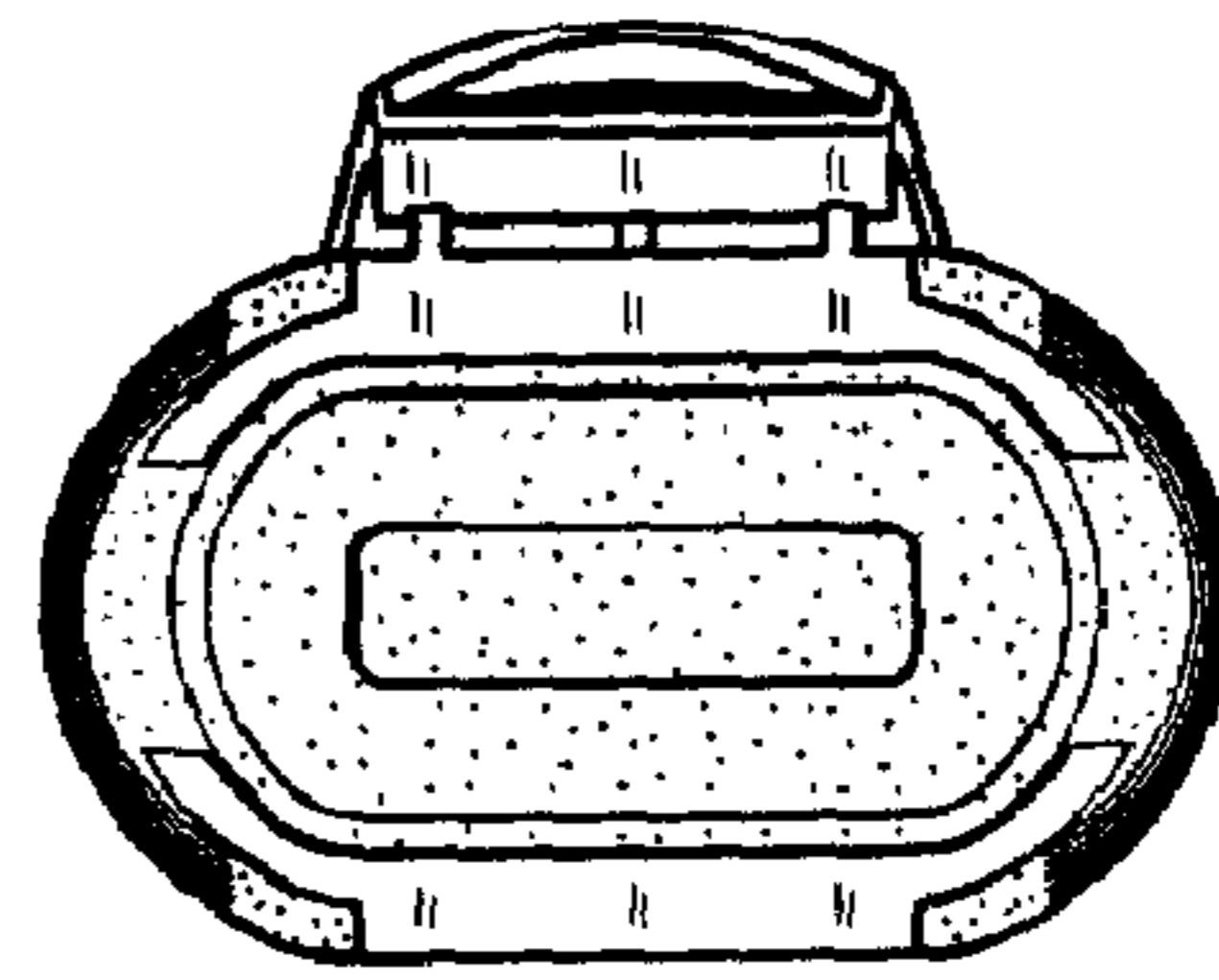
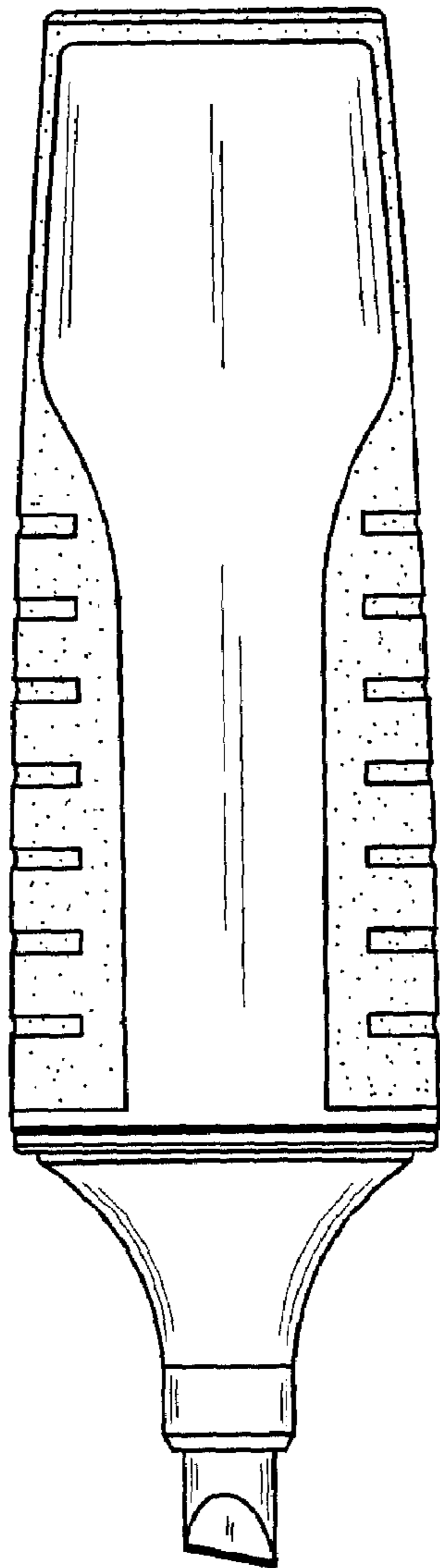


Fig.4.

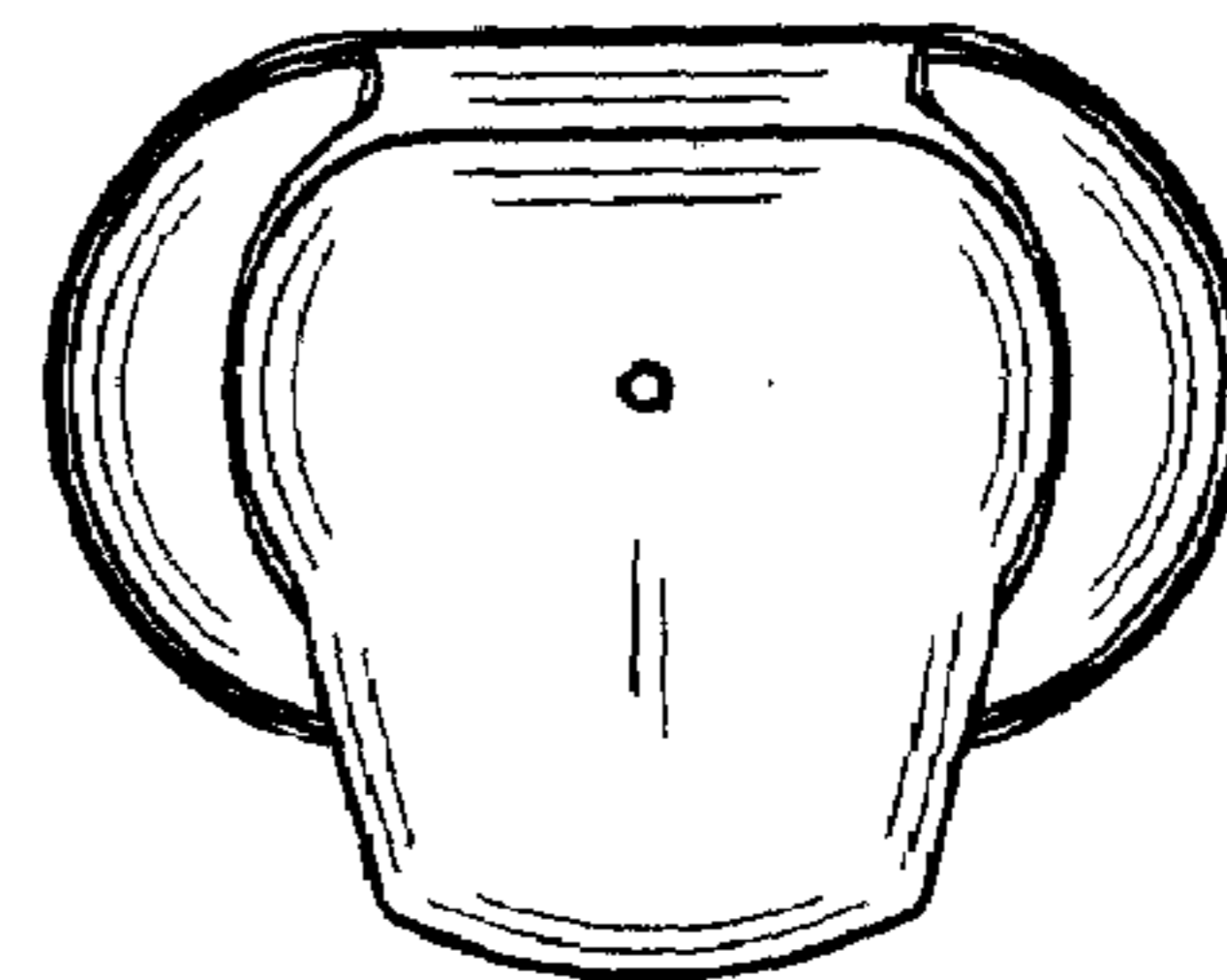


Fig.5.

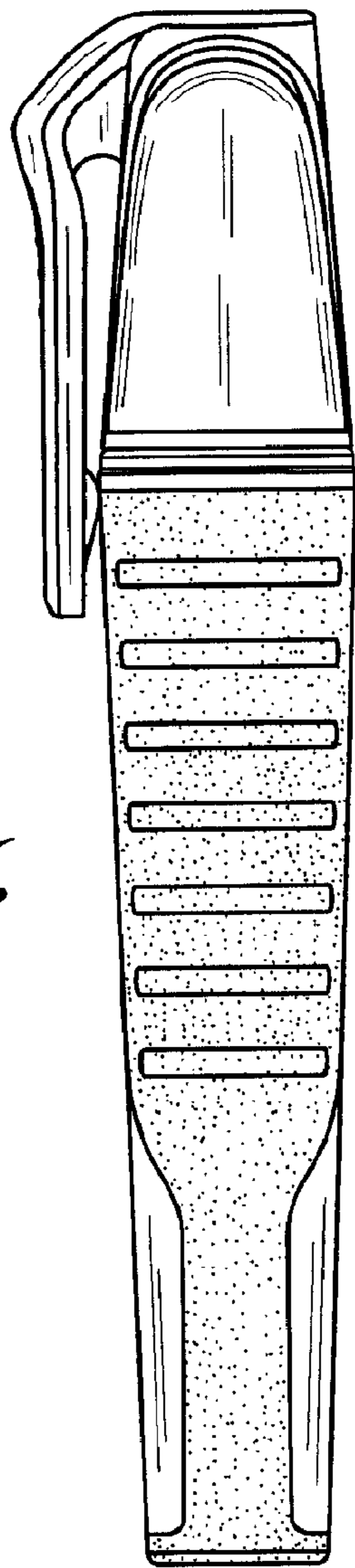


Fig. 6.

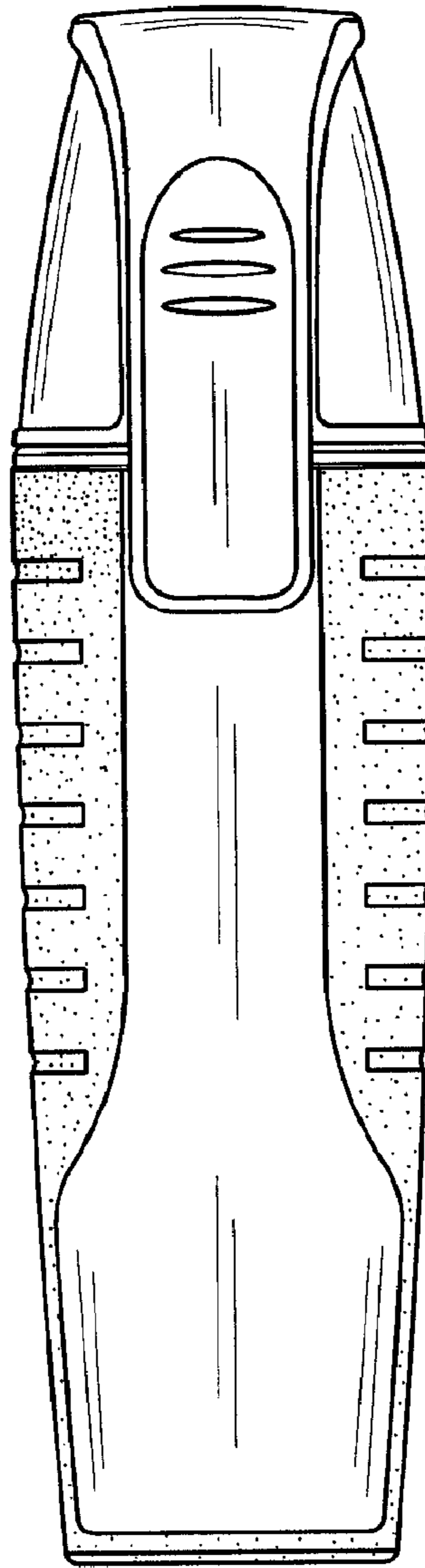


Fig. 7.

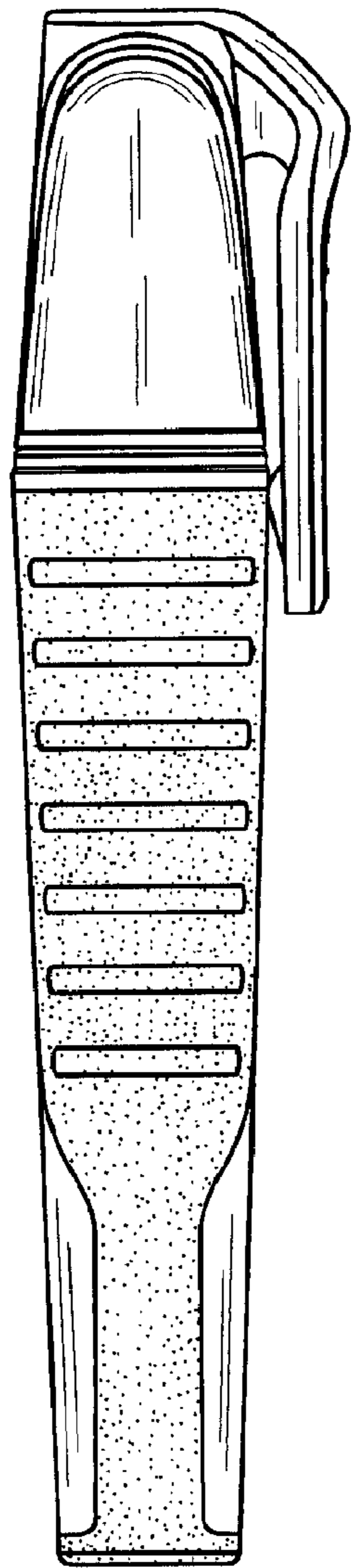


Fig. 8.

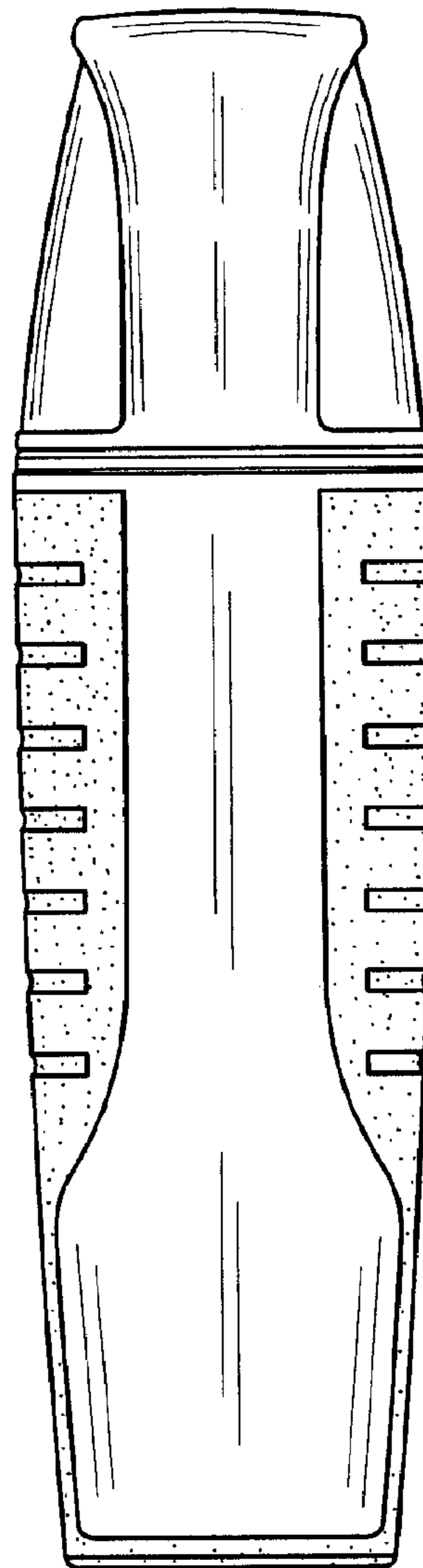


Fig. 9.

UNITED STATES PATENT AND TRADEMARK OFFICE
CERTIFICATE OF CORRECTION

PATENT NO. : Des. 559,311 S
APPLICATION NO. : 29/256630
DATED : January 8, 2008
INVENTOR(S) : Z. Qiu et al.

Page 1 of 1

It is certified that error appears in the above-identified patent and that said Letters Patent is hereby corrected as shown below:

<u>COLUMN</u>	<u>LINE</u>	<u>ERROR</u>
(56) Pg. 1, col. 2	Refs. Cited (Foreign Pats., Item 1)	“WO” should read --DE--

Signed and Sealed this

Thirtieth Day of September, 2008



JON W. DUDAS

Director of the United States Patent and Trademark Office