



US00D559309S

(12) **United States Design Patent**
Rydzewski

(10) **Patent No.:** **US D559,309 S**
(45) **Date of Patent:** **** Jan. 8, 2008**

(54) **ORGANIZER**

(76) Inventor: **Kenneth C. Rydzewski**, 14 Linwood Rd., Lynn, MA (US) 01905

(**) Term: **14 Years**

(21) Appl. No.: **29/236,493**

(22) Filed: **Aug. 17, 2005**

(51) **LOC (8) Cl.** **19-04**

(52) **U.S. Cl.** **D19/26**

(58) **Field of Classification Search** D19/26-33;
D3/247, 294, 299, 303; 28/78, 85; 40/530,
40/536, 537; 206/472, 556; 281/15.1, 29,
281/19.1, 31, 21.1, 22; 283/63.1, 64

See application file for complete search history.

(56) **References Cited**

U.S. PATENT DOCUMENTS

1,584,837	A *	5/1926	Bracken	40/360
2,037,579	A *	4/1936	Jonas	40/359
2,448,435	A *	8/1948	Johnson	281/45
2,599,768	A *	6/1952	Losch, Jr.	402/79
3,605,287	A *	9/1971	Jones	434/85
3,643,363	A *	2/1972	Biro	40/359
3,683,533	A *	8/1972	Kelly	40/359
D312,277	S *	11/1990	Moor	D19/27
5,236,766	A *	8/1993	Cole	428/194
5,366,248	A	11/1994	Donvan et al.	
5,524,998	A	6/1996	Schwartz	
D374,037	S *	9/1996	Wyant et al.	D19/26
5,558,454	A *	9/1996	Owen	402/79
5,954,445	A *	9/1999	Deutschmann et al.	402/79
D416,939	S *	11/1999	Marsy	D19/33
D424,623	S *	5/2000	Villarreal et al.	D19/99
6,068,423	A *	5/2000	Owen	402/79
6,106,302	A *	8/2000	Schumacher	434/295

6,168,340	B1 *	1/2001	Lehmann et al.	402/79
6,409,409	B2 *	6/2002	Bauman et al.	402/79
6,681,045	B1	1/2004	Lapstun et al.	
6,718,061	B2	4/2004	Lapstun et al.	
6,795,684	B2	9/2004	Stuppy	
6,829,387	B2	12/2004	Lapstun et al.	
D509,541	S *	9/2005	Kim	D19/99
7,018,125	B2 *	3/2006	Su	402/8
D522,576	S *	6/2006	Smith	D19/33

OTHER PUBLICATIONS

Staples® 100% Recycled Classification Folders, online Catalog, Staples Inc., <http://www.staples.com/webapp/wcs/stores/servlet/StaplesProductDisplay?prodCatType=0&storeId=10001&catalogId=10051&langId=-1&productId=44175>, Downloaded Apr. 17, 2006.

* cited by examiner

Primary Examiner—Elizabeth A. Albert

Assistant Examiner—Kelley A. Donnelly

(74) *Attorney, Agent, or Firm*—Antoinette G. Giugliano PC


(57) **CLAIM**

The ornamental design for organizer, as shown and described.

DESCRIPTION

FIG. 1 is a perspective inside view of an organizer;
FIG. 2 is an inside plan view thereof;
FIG. 3 is an outside view thereof;
FIG. 4 is a top view thereof;
FIG. 5 is a bottom view thereof;
FIG. 6 is a side view thereof; and,
FIG. 7 is a side view thereof.

1 Claim, 4 Drawing Sheets



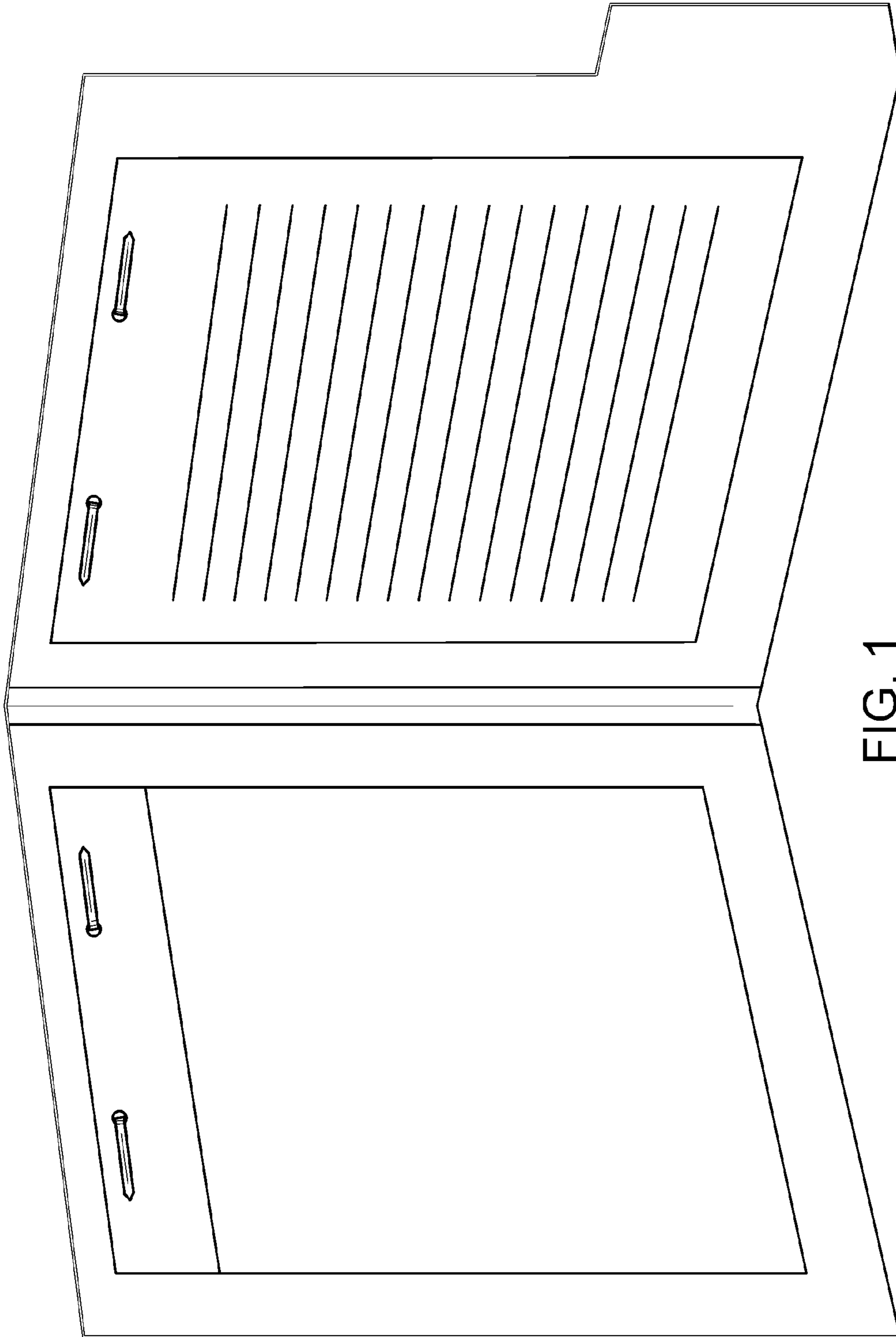


FIG. 1

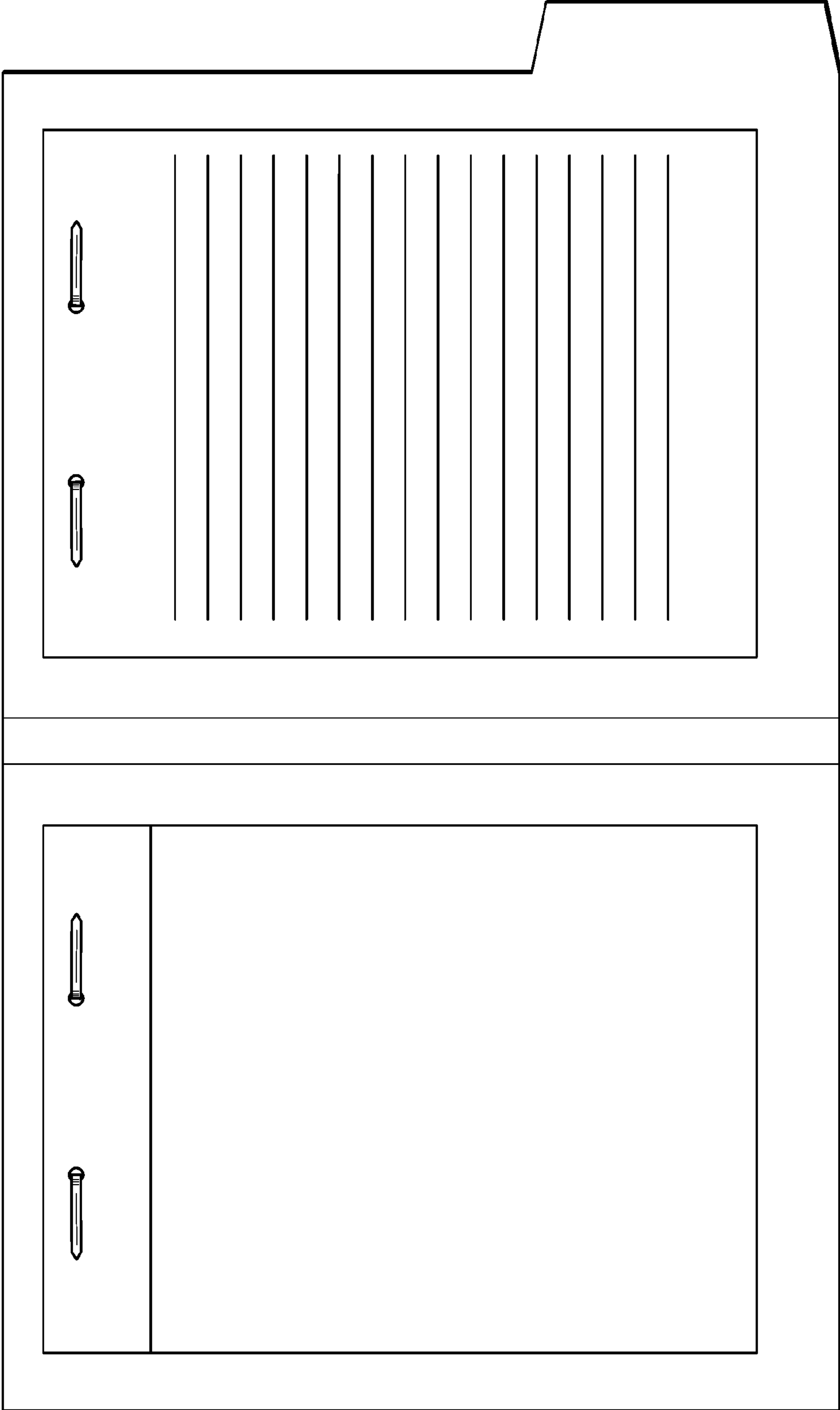


FIG. 2

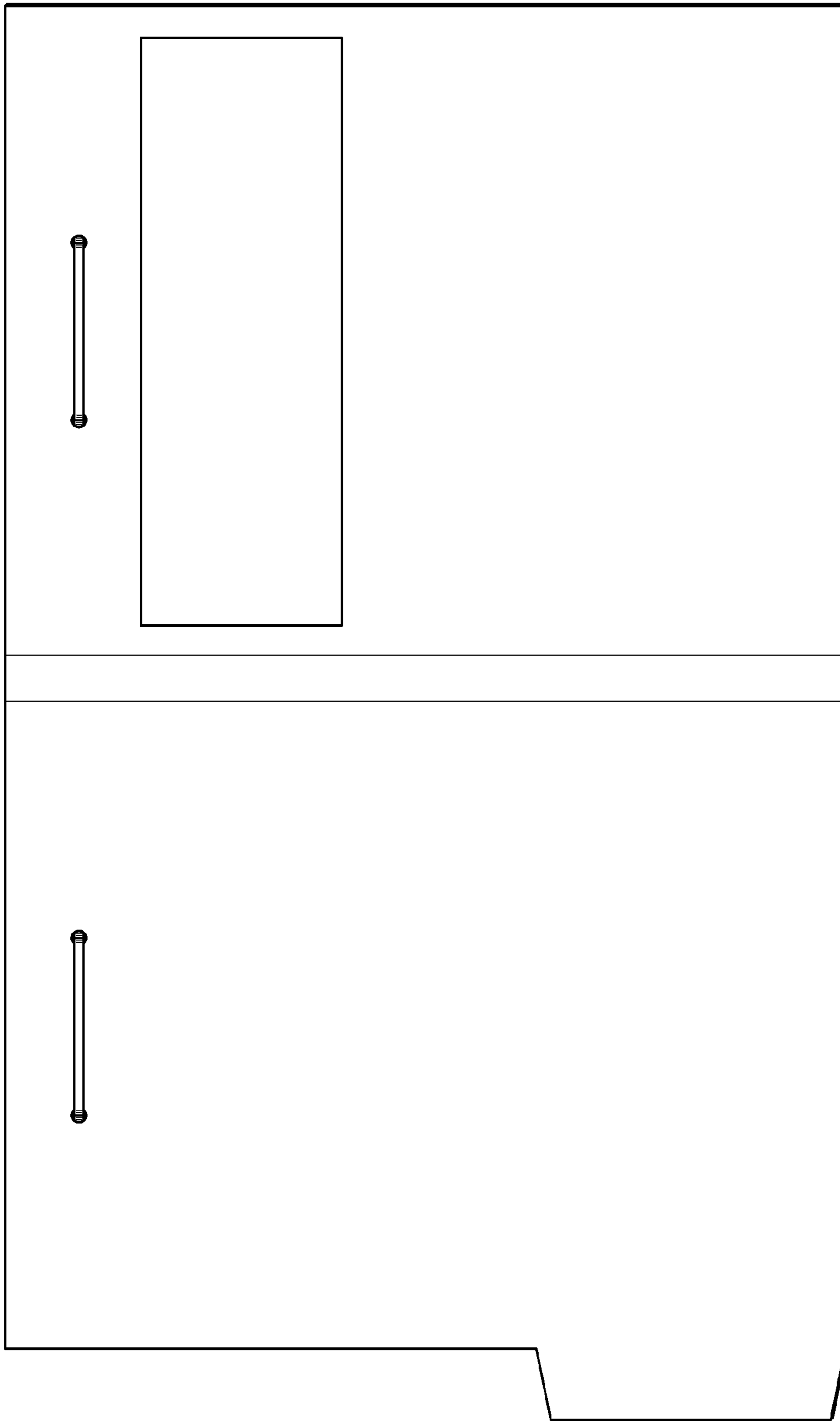


FIG. 3

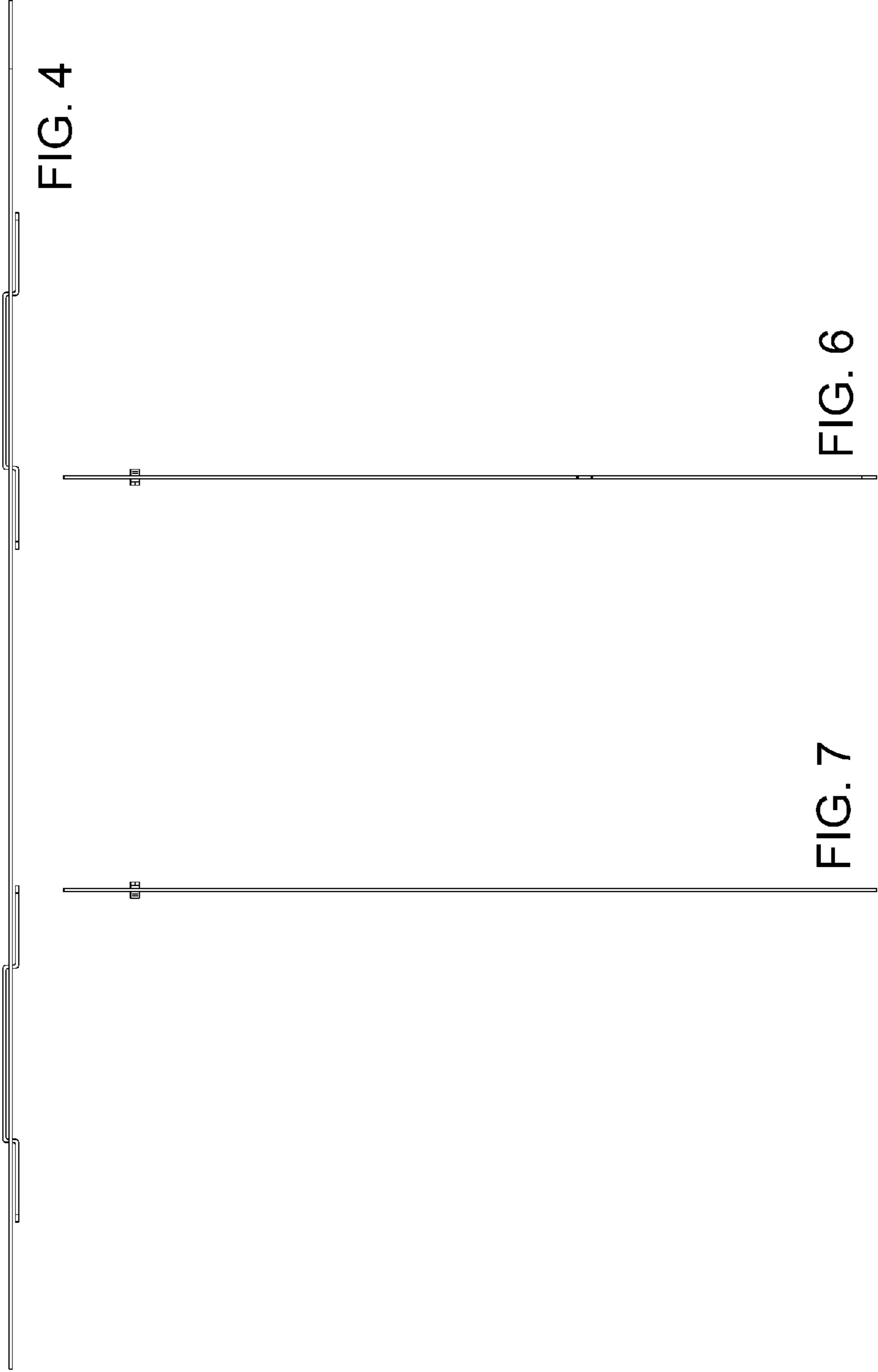


FIG. 4

FIG. 5