



US00D559301S

(12) **United States Design Patent**
Elmore

(10) **Patent No.:** **US D559,301 S**

(45) **Date of Patent:** **** Jan. 8, 2008**

(54) **SUNGLASSES**

(75) **Inventor:** **Eric G. Elmore**, Noblesville, IN (US)

(73) **Assignee:** **Fatheadz, Inc.**, Carmel, IN (US)

(**) **Term:** **14 Years**

(21) **Appl. No.:** **29/242,078**

(22) **Filed:** **Nov. 4, 2005**

(51) **LOC (8) Cl.** **16-06**

(52) **U.S. Cl.** **D16/326**

(58) **Field of Classification Search** D16/300-330,
D16/101, 332-338; D29/109-110; D24/110.2;
351/41, 44, 51-52, 62, 158, 92, 103-111,
351/156, 61, 114-119, 121-123; 2/426-432,
2/447-449, 441, 434-437

See application file for complete search history.

(56) **References Cited**

U.S. PATENT DOCUMENTS

D116,258 S	8/1939	Cook
D116,259 S	8/1939	Cook
D134,290 S	2/1942	Ditto
2,537,047 A	1/1951	Gatten
2,589,103 A	3/1952	Lindblom
D187,299 S	2/1960	Behr
D193,028 S	6/1962	Petitto
D201,578 S	7/1965	Petitto
D204,417 S	4/1966	Shindler
D204,564 S	4/1966	Carmichael
D204,957 S	5/1966	Dym
D206,353 S	11/1966	Bloch
D210,422 S	3/1968	Mitchell
D227,407 S	6/1973	Marchi
D231,260 S	4/1974	Otto
4,240,718 A	12/1980	Wichers
D282,668 S	2/1986	Haas
D324,059 S	2/1992	Cantor et al.
D334,758 S	4/1993	Reymondet et al.
5,249,001 A	9/1993	Jannard
D342,534 S	12/1993	Jannard et al.
D348,681 S	7/1994	Conway

D363,504 S	10/1995	Arnette	
D365,591 S	12/1995	Jannard et al.	
D366,666 S	1/1996	Arnette	
D367,285 S	2/1996	Brune et al.	
D368,108 S	3/1996	Lei	
D369,375 S	4/1996	Jannard et al.	
5,541,674 A	7/1996	Jannard	
D372,929 S	8/1996	Conway	
D376,810 S	12/1996	Ohie	
5,594,511 A	1/1997	Lin	
5,602,603 A	2/1997	Bondet	
D384,686 S *	10/1997	Jannard et al. D16/326
D385,575 S	10/1997	Atabeyki	
D387,792 S	12/1997	Bondet	
D389,168 S	1/1998	Mage	
D391,598 S	3/1998	Simioni	
D392,307 S *	3/1998	Wilson D16/326
D392,665 S *	3/1998	Marie Mage D16/326
D397,135 S *	8/1998	Simioni D16/326

(Continued)

FOREIGN PATENT DOCUMENTS

EP 1 248 138 9/2002

(Continued)

Primary Examiner—Raphael Barkai
(74) *Attorney, Agent, or Firm*—Krieg DeVault LLP

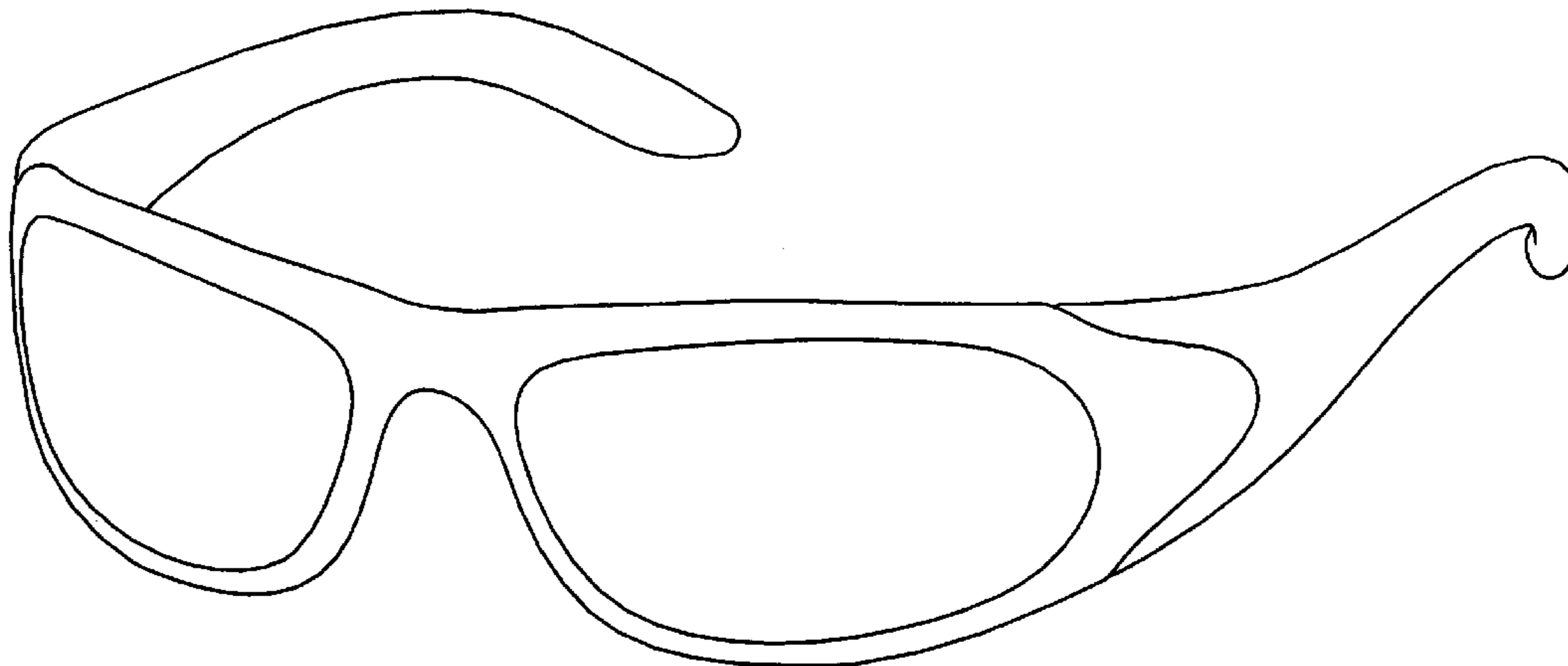
(57) **CLAIM**

I claim the ornamental design for sunglasses, as shown and described.

DESCRIPTION

FIG. 1 is a perspective view illustrating my new design;
FIG. 2 is a front view thereof;
FIG. 3 is a rear view thereof;
FIG. 4 is a top view thereof;
FIG. 5 is a bottom view thereof;
FIG. 6 is a left side view thereof; and,
FIG. 7 is a right side view thereof.

1 Claim, 5 Drawing Sheets



US D559,301 S

Page 2

U.S. PATENT DOCUMENTS

D398,022 S 9/1998 Jannard et al.
D399,239 S * 10/1998 Jannard et al. D16/326
D400,232 S 10/1998 Jannard et al.
D407,429 S 3/1999 Meschter et al.
D407,736 S * 4/1999 Simioni D16/326
D423,554 S 4/2000 Conway
6,050,684 A 4/2000 Mage
D426,847 S * 6/2000 Simioni D16/326
6,086,199 A 7/2000 Holland et al.
D431,043 S * 9/2000 Simioni et al. D16/313
6,250,756 B1 6/2001 Jannard et al.
D447,162 S * 8/2001 Jannard et al. D16/326
D456,441 S * 4/2002 Jannard et al. D16/326

D464,983 S * 10/2002 Wang-Lee D16/326
6,491,388 B1 12/2002 Chen
D470,882 S 2/2003 Mage
D496,680 S * 9/2004 Yee D16/326
D534,942 S * 1/2007 Lynch D16/326

FOREIGN PATENT DOCUMENTS

WO WO 91/07685 5/1991
WO WO 91/07686 5/1991
WO WO 97/21136 6/1997
WO WO 98/04951 2/1998
WO WO 2004/059367 7/2004

* cited by examiner




Figure 1

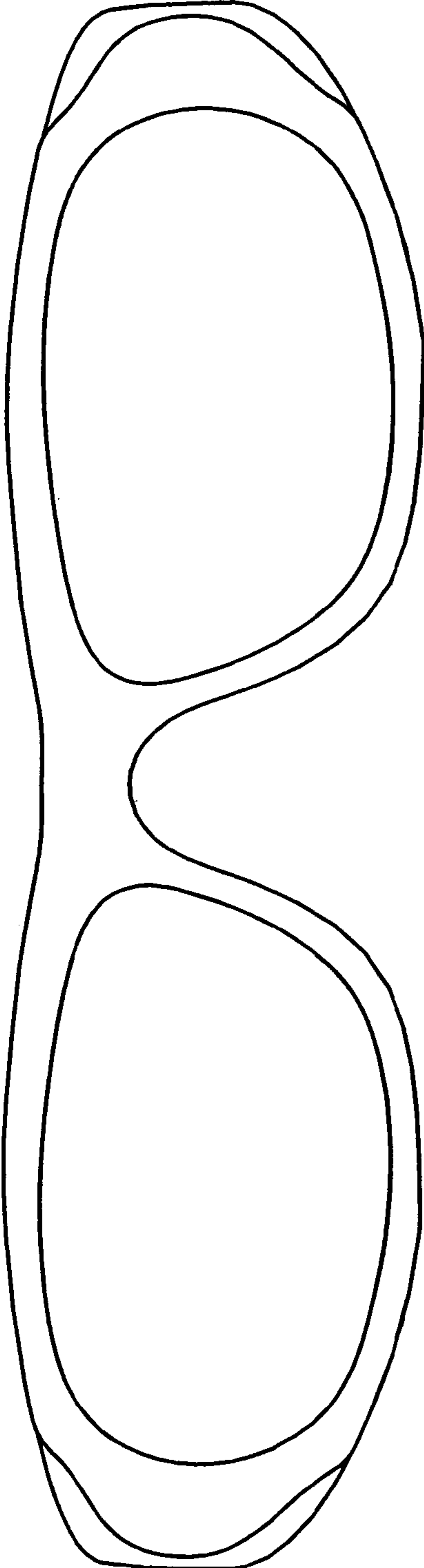


Figure 2

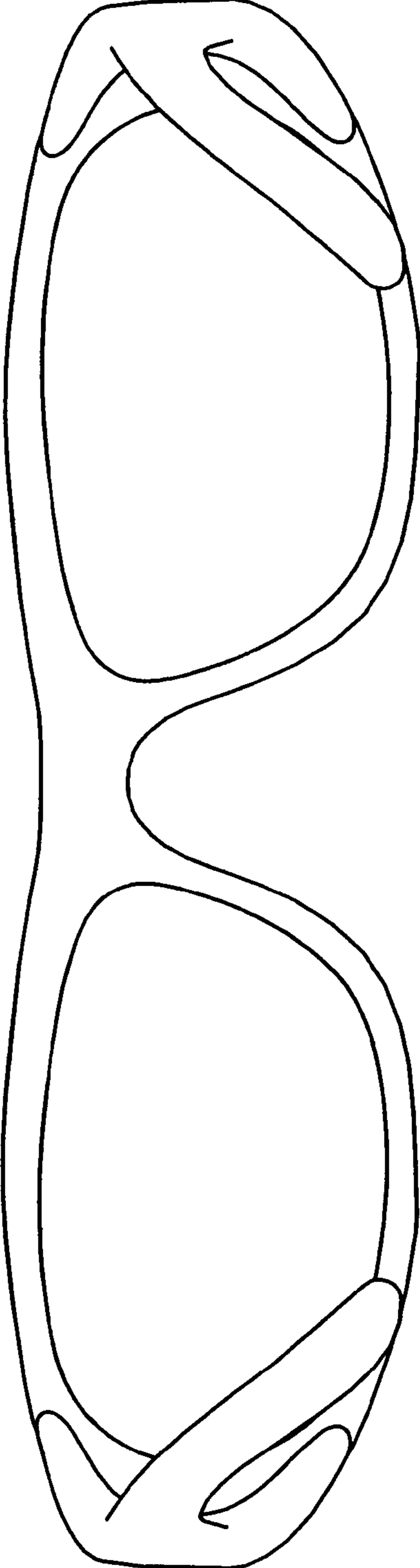


Figure 3

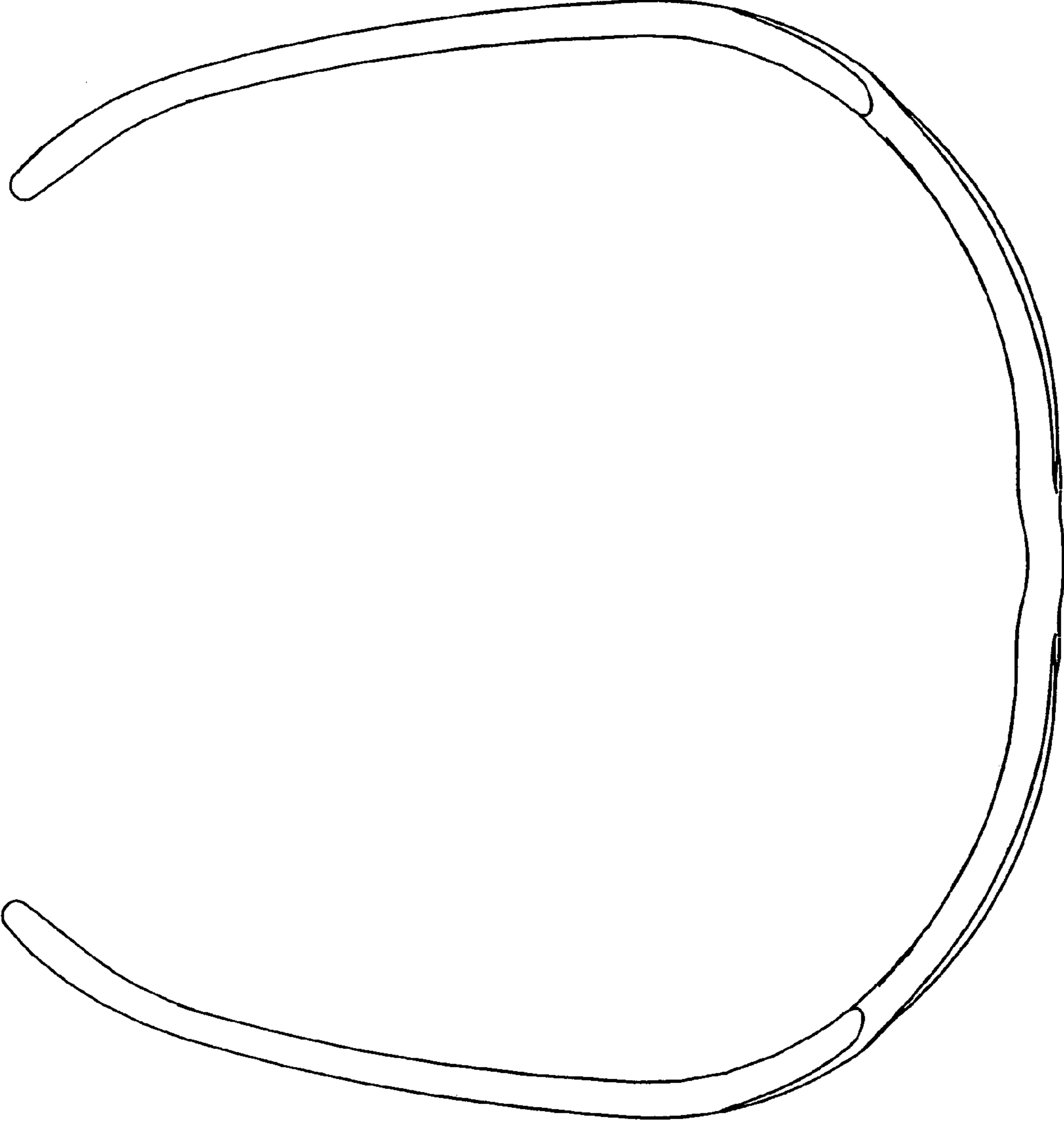


Figure 4

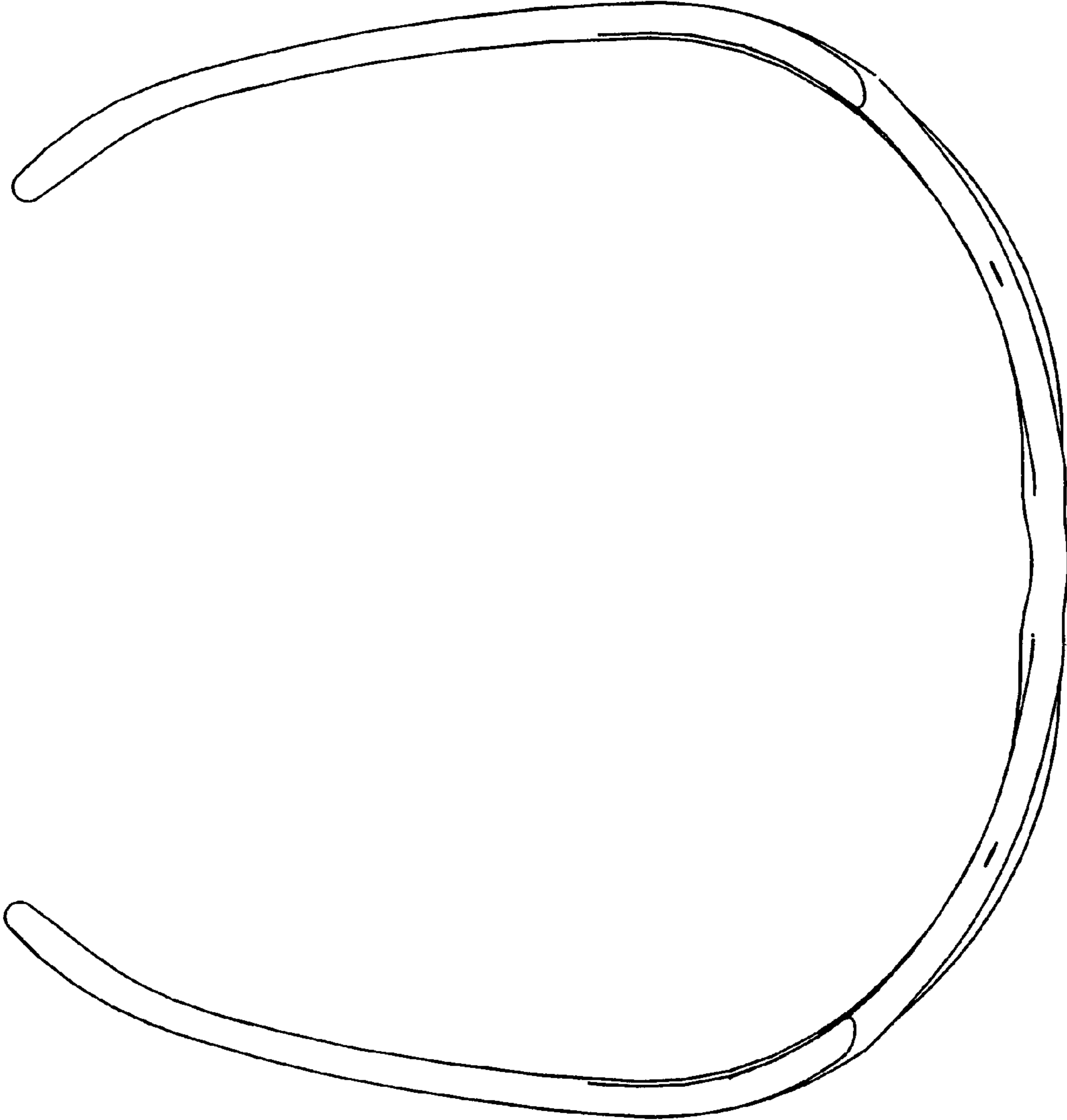


Figure 5

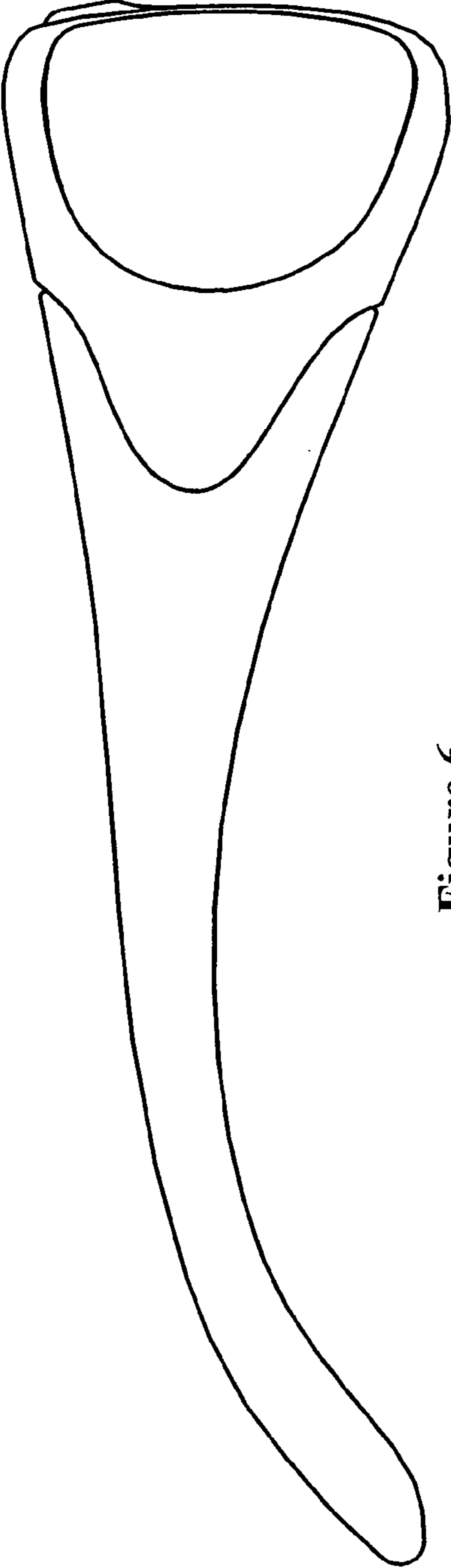


Figure 6

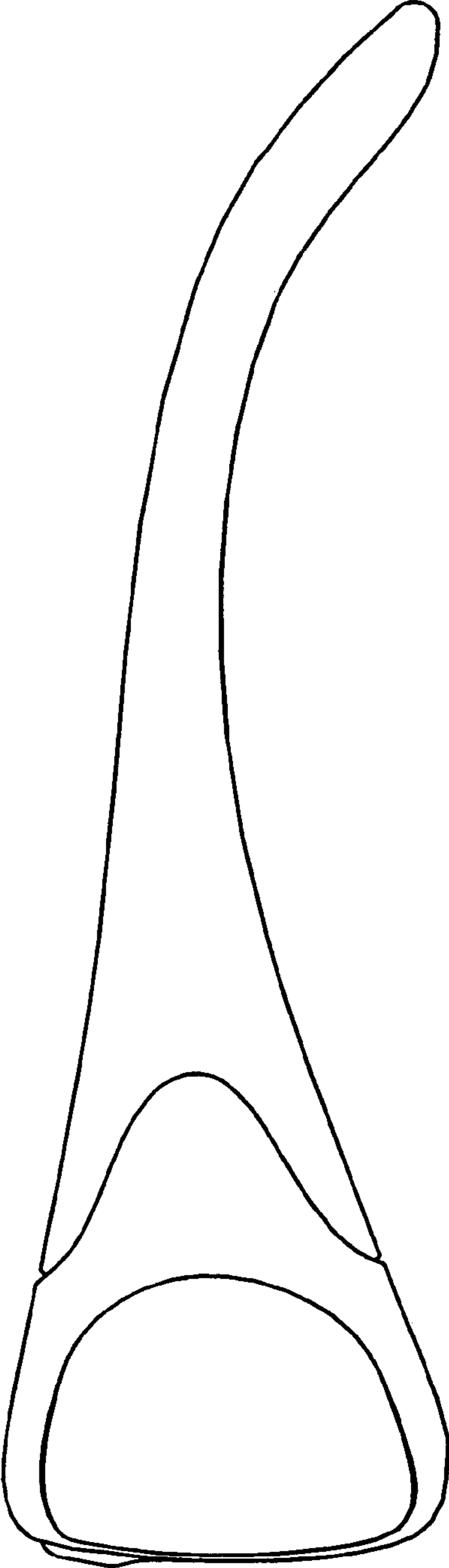


Figure 7