



US00D559282S

(12) **United States Design Patent**
Vardon

(10) **Patent No.:** **US D559,282 S**
(45) **Date of Patent:** **** *Jan. 8, 2008**

- (54) **REFRIGERATOR SHELF**
- (75) Inventor: **François Vardon**, El Marqués (MX)
- (73) Assignee: **Saint-Gobain Glass France**,
Courbevoie (FR)
- (*) Notice: This patent is subject to a terminal disclaimer.
- (**) Term: **14 Years**
- (21) Appl. No.: **29/275,120**
- (22) Filed: **Dec. 14, 2006**
- (51) **LOC (8) Cl.** **15-07**
- (52) **U.S. Cl.** **D15/89**
- (58) **Field of Classification Search** D15/79,
D15/85, 89; 62/3.6, 246–255, 337, 440–449,
62/457; 312/116, 247, 270.3, 319, 401, 408;
220/4.31, 533, 592.1–592.4; D6/627; 428/122;
29/451; 211/153; 248/153
See application file for complete search history.

D515,599 S	2/2006	Vardon	
D516,100 S	2/2006	Vardon	
D516,101 S	2/2006	Vardon	
D516,102 S	2/2006	Vardon	
D517,102 S	3/2006	Vardon	
D523,034 S	6/2006	Vardon	
D523,450 S	6/2006	Vardon	
D525,269 S	7/2006	Vardon	
D525,633 S	7/2006	Vardon	
2003/0222043 A1*	12/2003	Rouch et al.	211/153
2005/0017143 A1*	1/2005	Bronsink et al.	248/250
2005/0062380 A1*	3/2005	Park et al.	312/408

* cited by examiner

Primary Examiner—Stella M. Reid
Assistant Examiner—Shanda C. Hill
(74) *Attorney, Agent, or Firm*—Oblon, Spivak, McClelland,
Maier & Neustadt, P.C.

- (56) **References Cited**
- U.S. PATENT DOCUMENTS
- D142,904 S 11/1945 Paddock
- D309,461 S 7/1990 Bussan et al.
- 5,332,611 A 7/1994 Shanok et al.
- 5,677,030 A 10/1997 Shanok et al.
- 5,735,589 A 4/1998 Herrmann et al.
- 6,105,233 A 8/2000 Neal
- D482,560 S 11/2003 Danilovski
- 6,679,573 B2 1/2004 Bienick
- D495,720 S 9/2004 Barcenas et al.
- D512,732 S 12/2005 Vardon
- D515,598 S 2/2006 Vardon

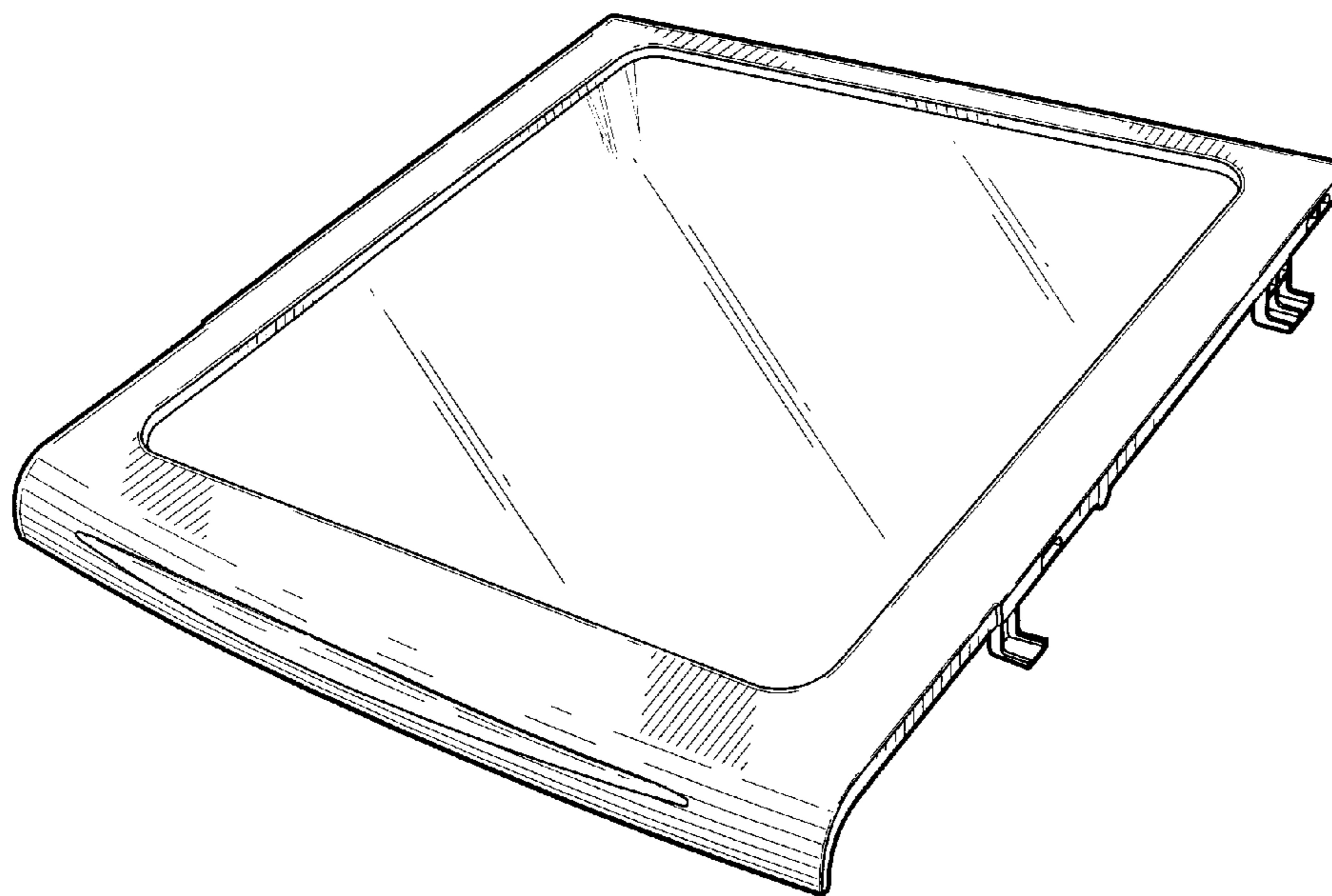
(57) **CLAIM**

The ornamental design for a refrigerator shelf, as shown and described.

DESCRIPTION

FIG. 1 is a front view of a refrigerator shelf, showing my new design;
FIG. 2 is a rear view thereof;
FIG. 3 is a top view thereof;
FIG. 4 is a bottom view thereof;
FIG. 5 is a right side view thereof;
FIG. 6 is a left side view thereof;
FIG. 7 is a top, front, left perspective view thereof; and,
FIG. 8 is a bottom, front, left perspective view thereof.

1 Claim, 6 Drawing Sheets



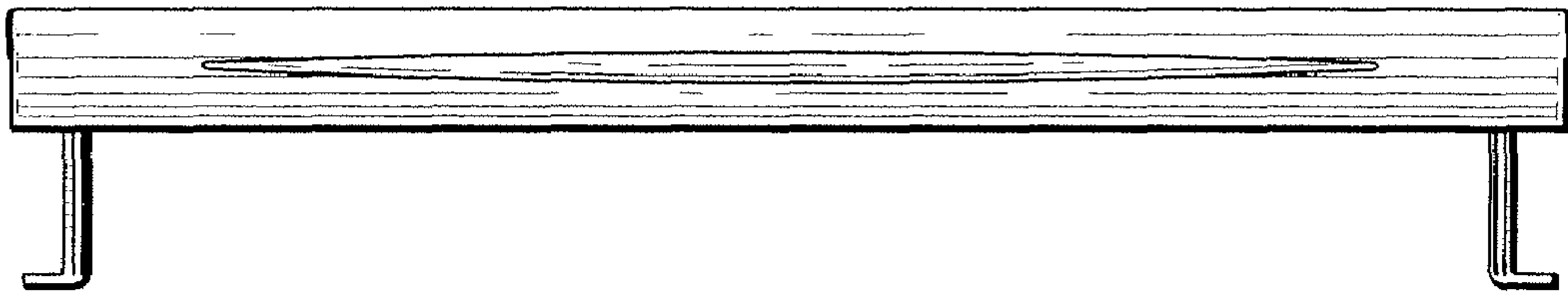


Fig. 1

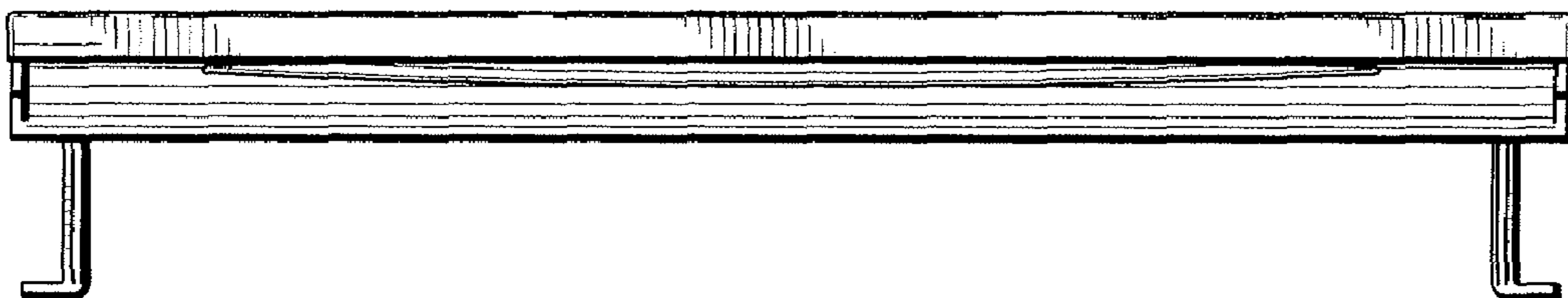


Fig. 2




Fig. 3

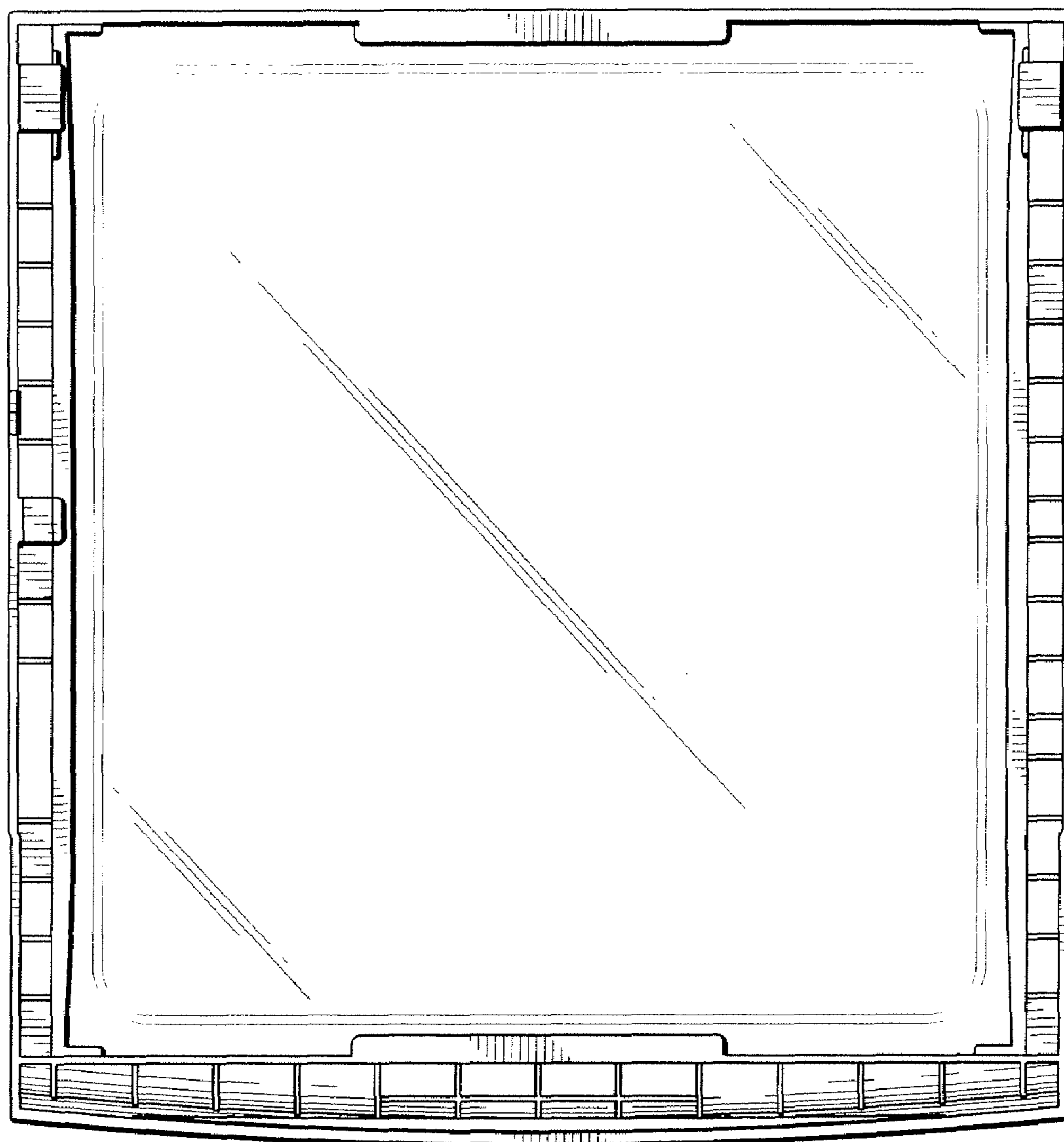


Fig. 4

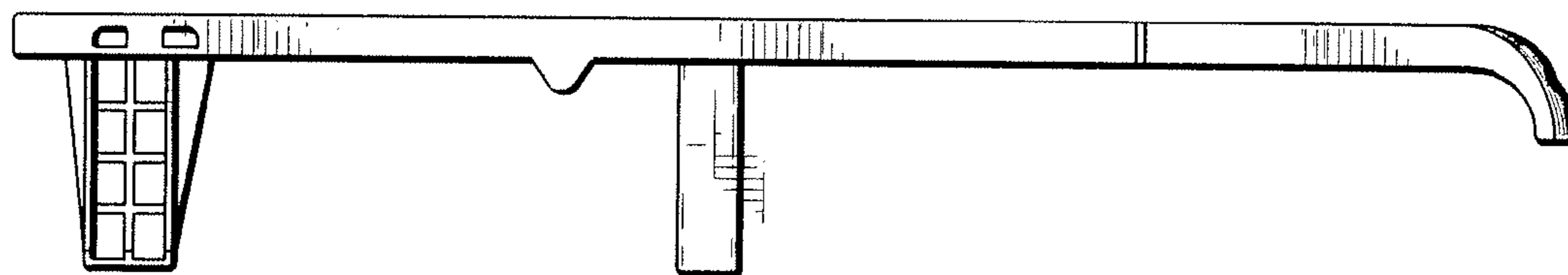


Fig. 5

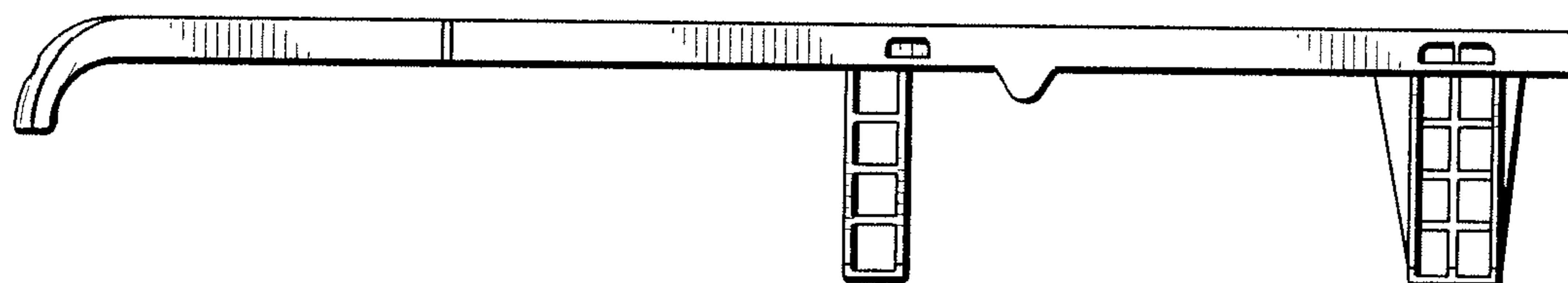


Fig. 6

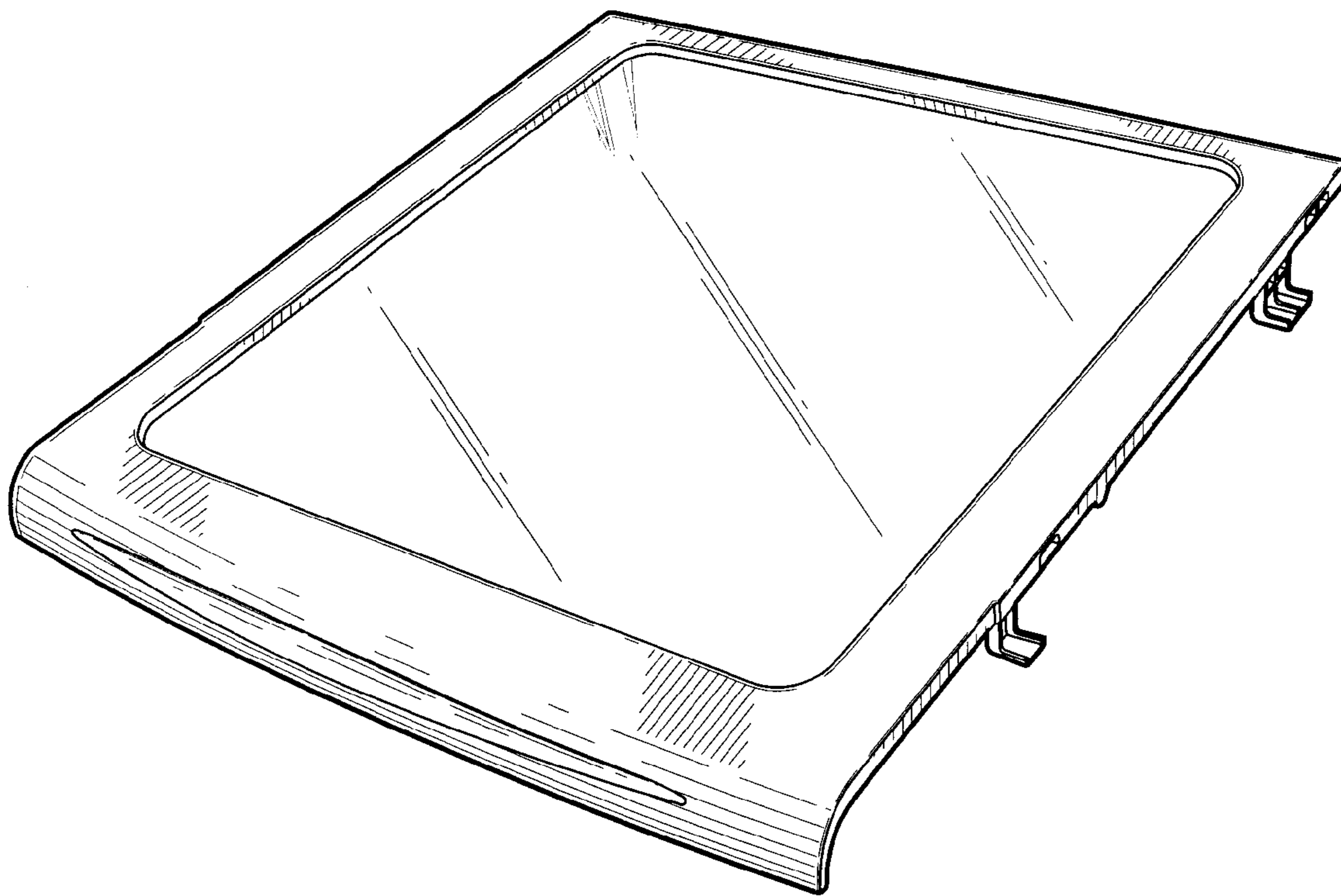


Fig. 7

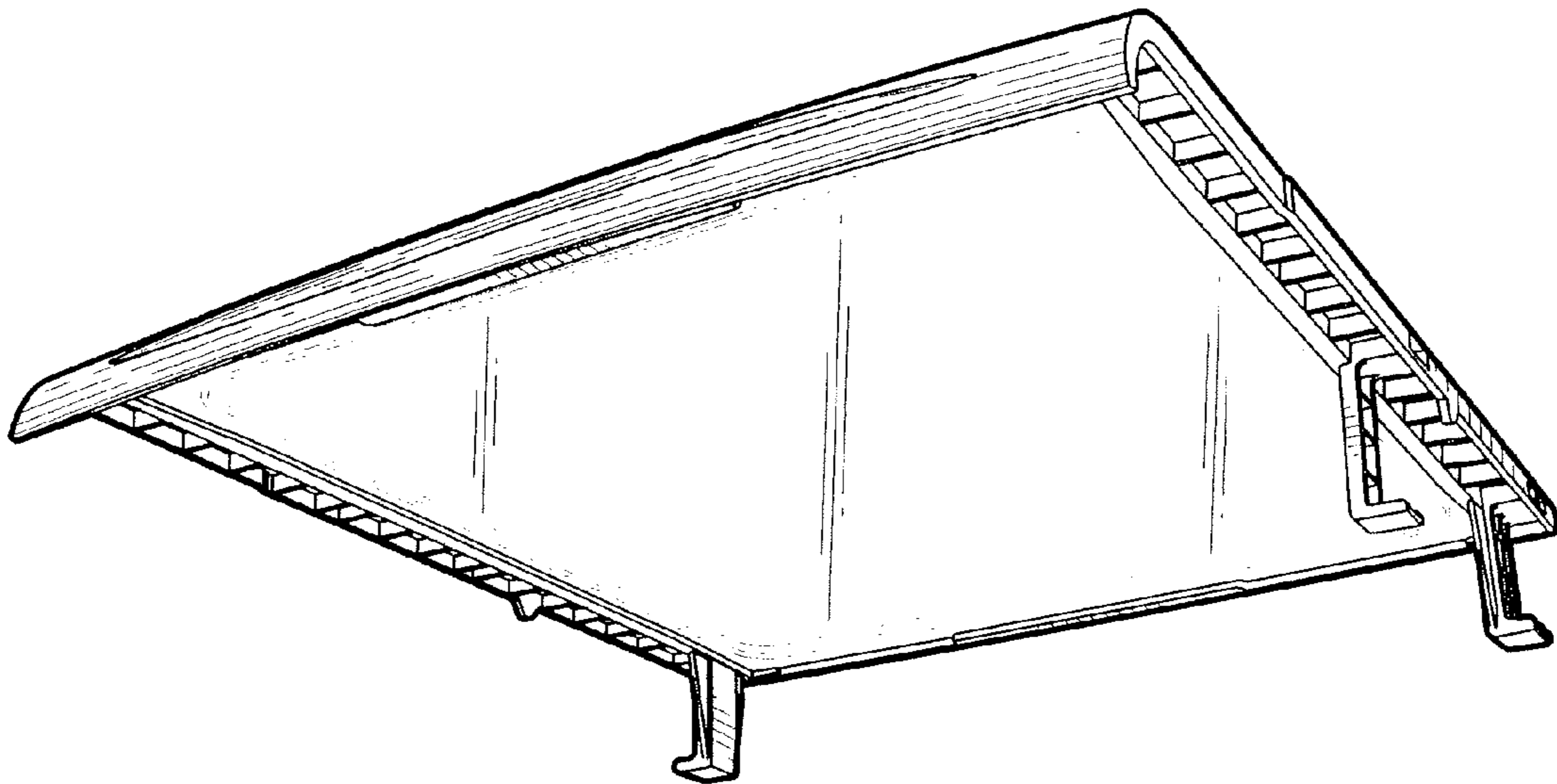


Fig. 8