



US00D559257S

(12) **United States Design Patent**  
**Hughes et al.**

(10) **Patent No.:** **US D559,257 S**

(45) **Date of Patent:** **\*\* Jan. 8, 2008**

(54) **MONITOR AND PRINTER STAND**

(75) Inventors: **William Scott Hughes**, Chicago, IL  
(US); **Christine Beilstein**, Chicago, IL  
(US); **Kurt Allen Melzer**, Chicago, IL  
(US)

(73) Assignee: **Sanford, L.P.**, Oak Brook, IL (US)

(\*\*) Term: **14 Years**

(21) Appl. No.: **29/259,063**

(22) Filed: **May 2, 2006**

(51) **LOC (8) Cl.** ..... **14-03**

(52) **U.S. Cl.** ..... **D14/451**

(58) **Field of Classification Search** ..... D14/316,  
D14/356, 375, 376, 432, 434, 439, 447, 448,  
D14/451, 452, 457, 460, 328, 324, 405; D6/300,  
D6/310, 311, 312, 419, 449, 512, 513; D19/20,  
D19/89, 90, 91; 108/10, 28, 32, 6; 248/442.2,  
248/454, 457, 460, 371, 447, 393, 398, 127,  
248/133, 136, 178.1, 455, 349.1, 346.03,  
248/176.1, 346.06, 346.04, 346.07, 346.01,  
248/441.1, 917, 918, 919, 920, 921, 922,  
248/923, 924; 361/683, 686

See application file for complete search history.

(56) **References Cited**

**U.S. PATENT DOCUMENTS**

D296,852 S \* 7/1988 Buchweitz et al. .... D6/449  
D316,710 S \* 5/1991 Drake et al. .... D14/447  
D333,300 S \* 2/1993 Hatcher ..... D14/447  
D334,304 S \* 3/1993 Gilman ..... D6/449  
D361,912 S \* 9/1995 Cleland ..... D6/449  
D362,358 S \* 9/1995 Hatcher ..... D6/449  
D373,600 S \* 9/1996 Oimas ..... D19/91  
D376,787 S \* 12/1996 Calfee ..... D14/451  
5,685,441 A \* 11/1997 Calfee ..... 211/194  
D398,914 S \* 9/1998 Pulver ..... D14/447

D438,402 S \* 3/2001 Walsh ..... D6/449  
6,474,614 B2 11/2002 MacEachern ..... 248/349.1  
6,490,154 B2 12/2002 Thompson ..... 361/686  
D476,662 S \* 7/2003 Knieper ..... D14/460  
6,682,040 B1 1/2004 MacEachern ..... 248/349.1  
D540,330 S \* 4/2007 Eyman et al. .... D14/451

**OTHER PUBLICATIONS**

Undated renderings of general product concepts disclosed more than one year before May 2, 2006.

\* cited by examiner

*Primary Examiner*—Cathron C. Brooks

*Assistant Examiner*—Angela Lee

(74) *Attorney, Agent, or Firm*—Marshall Gerstein & Borun, LLP

(57) **CLAIM**

The ornamental design for a monitor and printer stand, as shown and described.

**DESCRIPTION**

FIG. 1 is a perspective view showing our new design for a monitor and printer stand;

FIG. 2 is a front view of the stand of FIG. 1;

FIG. 3 is a side view of the stand of FIG. 1, the opposite side view being a mirror image thereof;

FIG. 4 is a top plan view of the stand of FIG. 1;

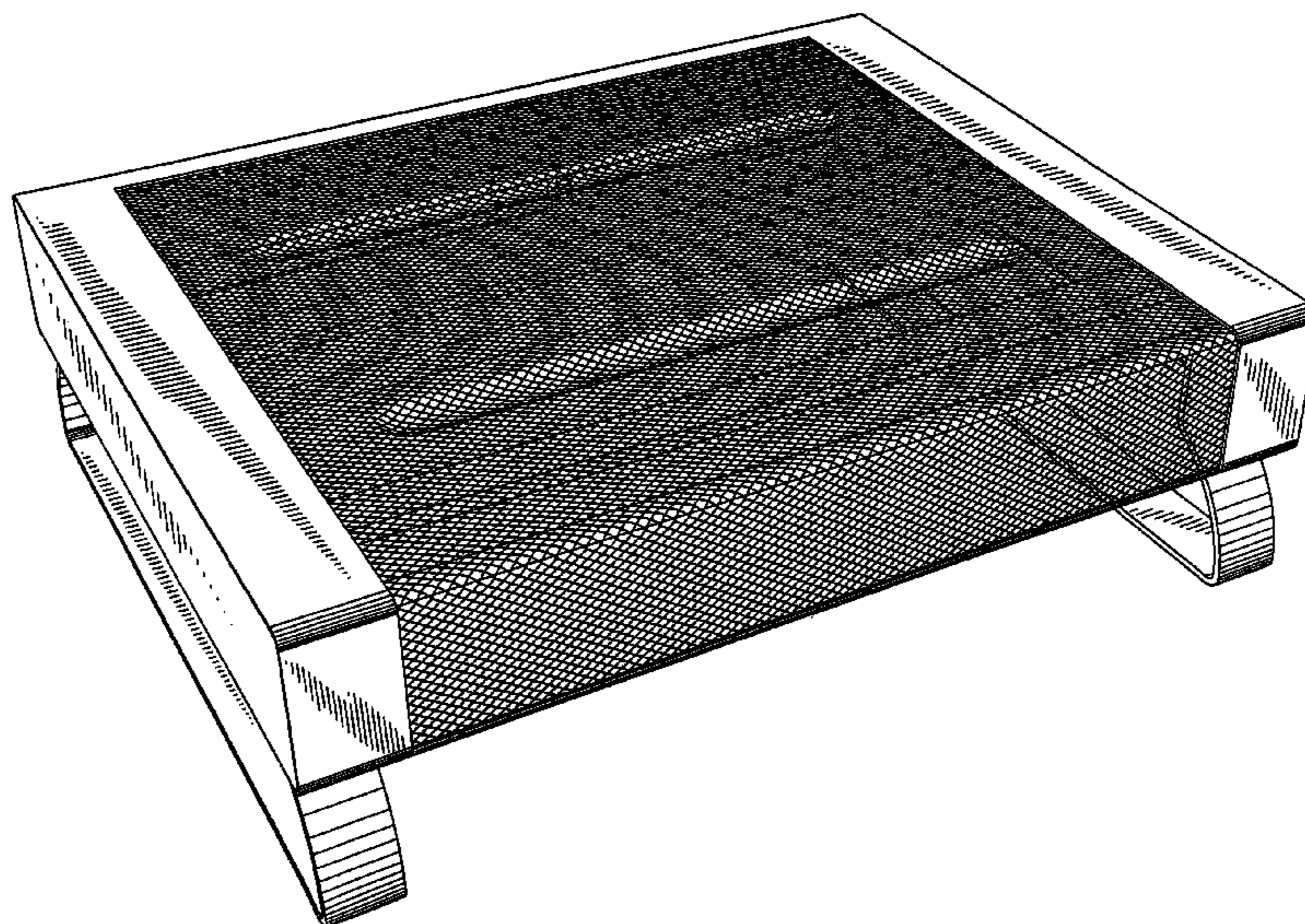
FIG. 5 is a bottom plan view of the stand of FIG. 1; and,

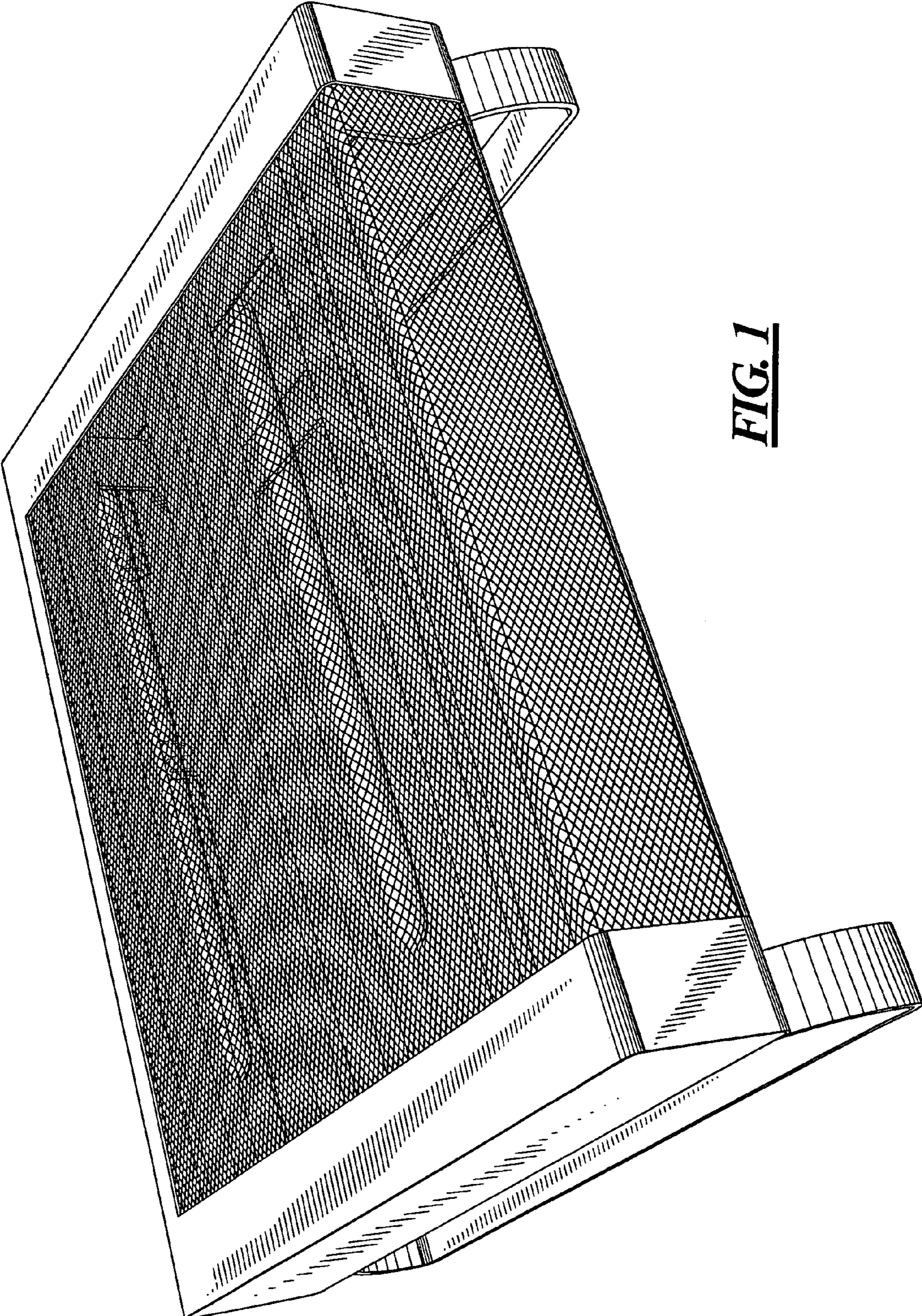
FIG. 6 is a rear view of the stand of FIG. 1.

The dashed lines are for illustrative purposes only and form no part of the claimed design.

The broken line showing of features of the monitor and printer stand in FIGS. 2, 5 and 6 is included for the purpose of illustrating portions of the article and forms no part of the claimed design.

**1 Claim, 5 Drawing Sheets**





**FIG. 1**




FIG. 2




FIG. 3




FIG. 4

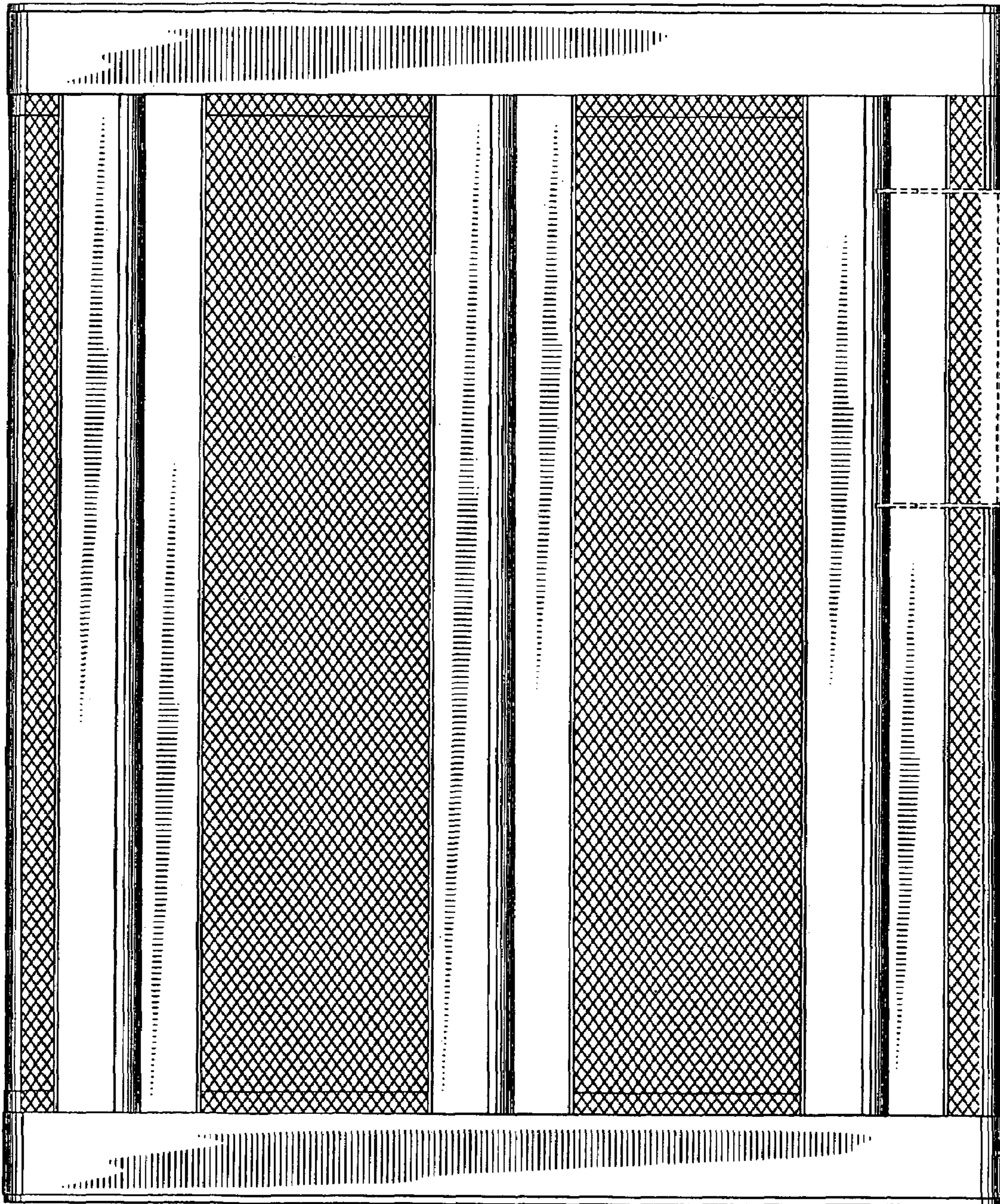


FIG. 5

**FIG. 6**

