

US00D559237S

(12) **United States Design Patent**
Mitchell

(10) **Patent No.:** **US D559,237 S**
(45) **Date of Patent:** **** Jan. 8, 2008**

(54) **FRONT COVER PORTION OF A HANDSET**

(75) Inventor: **Edward Mitchell**, Thousand Oaks, CA
(US)

(73) Assignee: **Nokia Corporation**, Espoo (FI)

(**) Term: **14 Years**

(21) Appl. No.: **29/276,812**

(22) Filed: **Feb. 6, 2007**

Related U.S. Application Data

(62) Division of application No. 29/224,248, filed on Feb. 25, 2005.

(51) **LOC (8) Cl.** **14-03**

(52) **U.S. Cl.** **D14/248**

(58) **Field of Classification Search** D14/137-138,
D14/147-148, 156, 218, 247-248, 341-347,
D14/496; D16/208; D21/329, 331, 333,
D21/517; 348/14.01-14.02; 361/814; 379/
433.01-433.13; 455/556.1-556.2, 575.1,
455/575.3, 575.4, 566, 90.3
See application file for complete search history.

(56) **References Cited**

U.S. PATENT DOCUMENTS

D392,968 S	3/1998	Johansson	
D484,475 S *	12/2003	Sheu	D14/138
D500,992 S *	1/2005	Shen et al.	D14/138
D502,160 S *	2/2005	Chen et al.	D14/138
D513,011 S *	12/2005	Johnson	D14/496
D515,059 S *	2/2006	Wu	D14/138
D515,528 S *	2/2006	Miyazawa et al.	D14/138
D524,274 S *	7/2006	Choi et al.	D14/138

2004/0162118 A1*	8/2004	Park et al.	455/575.1
2004/0185912 A1*	9/2004	Mason et al.	455/566
2006/0111052 A1*	5/2006	Gartrell	455/90.3

FOREIGN PATENT DOCUMENTS

FI	15395	8/1992
FI	17370	2/1995
FI	22069	7/2001

* cited by examiner

Primary Examiner—Ian Simmons

Assistant Examiner—Carla Jobe Wright

(74) *Attorney, Agent, or Firm*—Banner & Witcoff, Ltd.

(57) **CLAIM**

The ornamental design for a front cover portion of a handset, as shown and described.

DESCRIPTION

FIG. 1 is a bottom plan view of a front cover portion of a handset showing my new design;

FIG. 2 is a right side view thereof;

FIG. 3 is a front view thereof;

FIG. 4 is a left side view thereof;

FIG. 5 is a top plan view thereof;

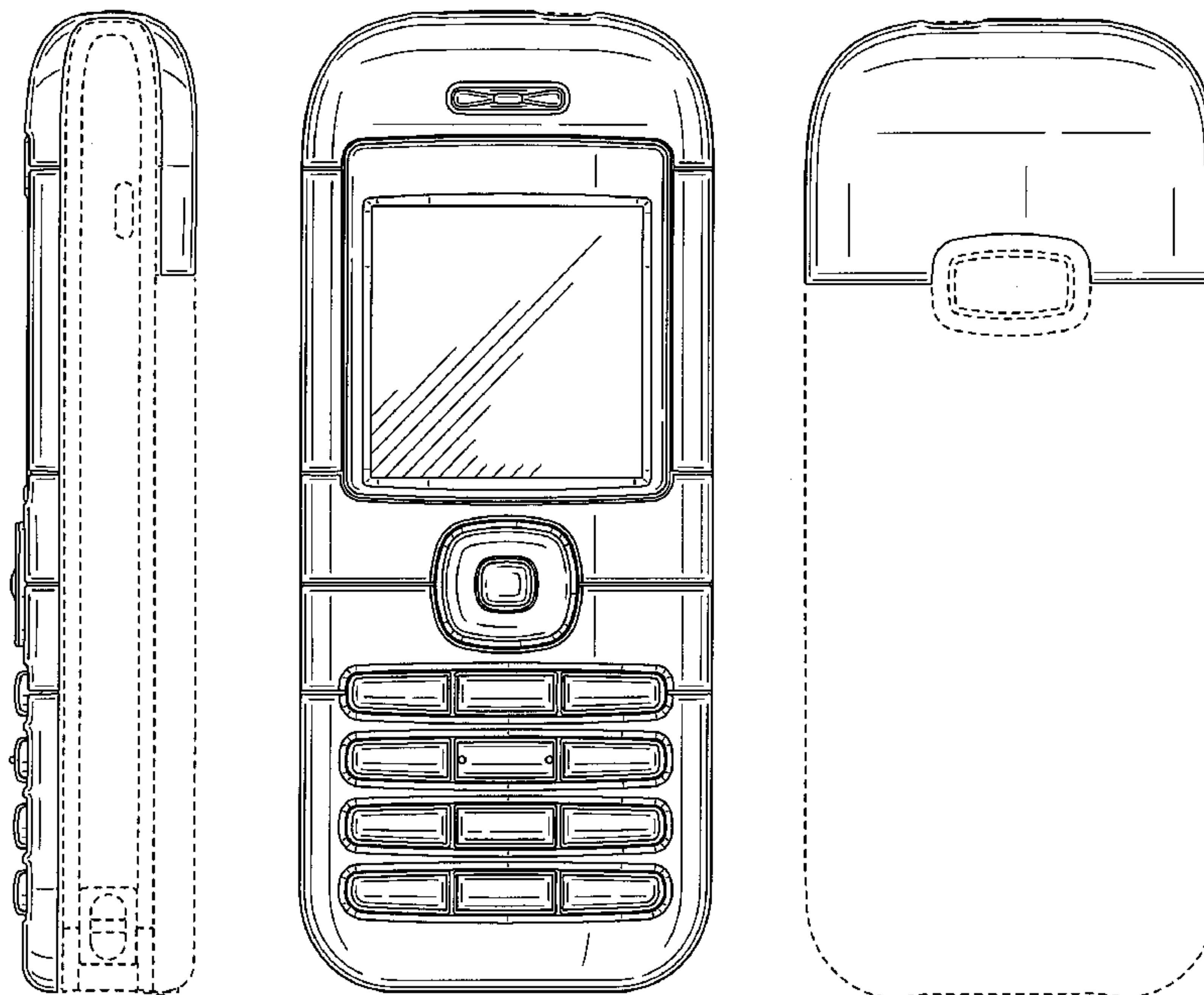
FIG. 6 is a rear view thereof;

FIG. 7 is a perspective front view thereof; and,

FIG. 8 is a perspective rear view thereof.

The broken line showings of the remainder of the handset are for illustrative purposes only and form no part of the claimed design.

1 Claim, 4 Drawing Sheets



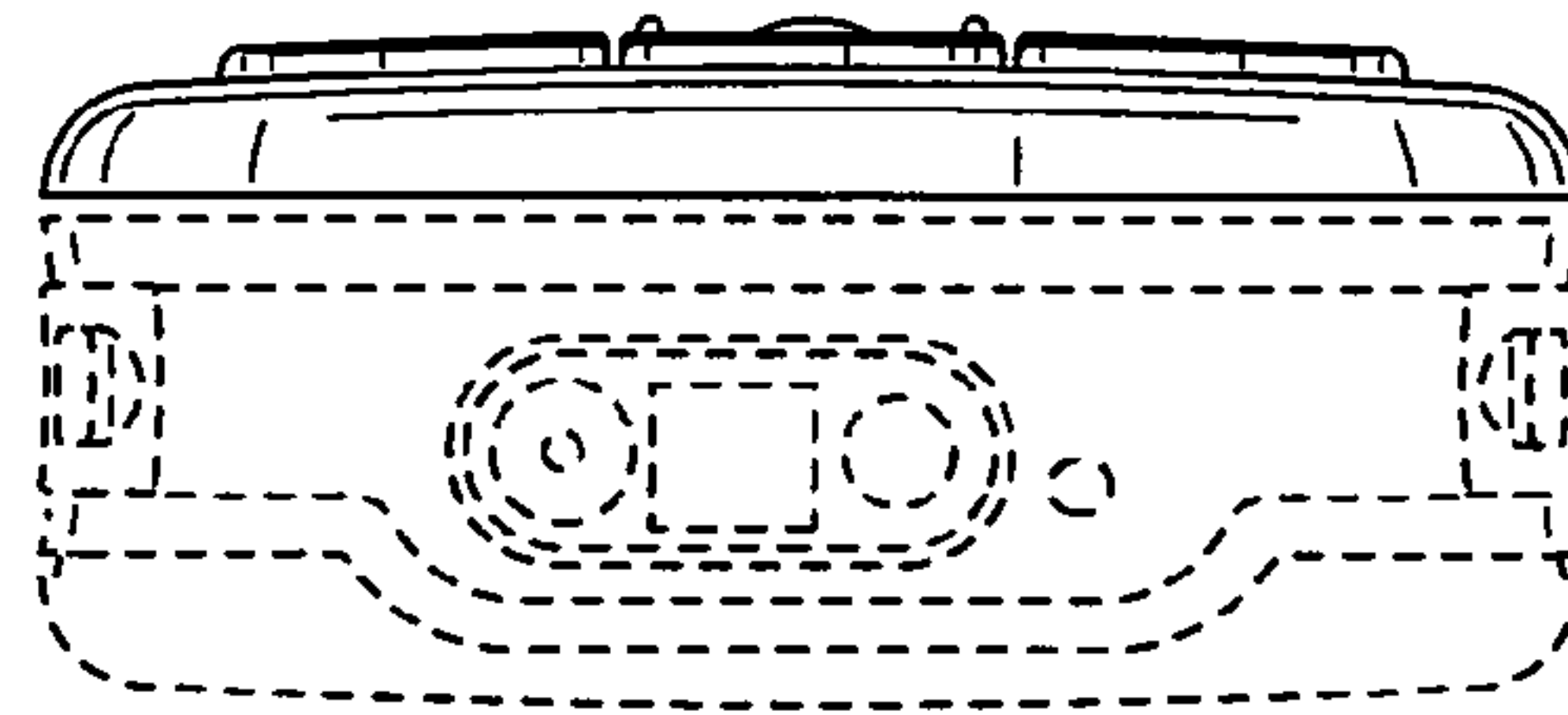


FIG. 1

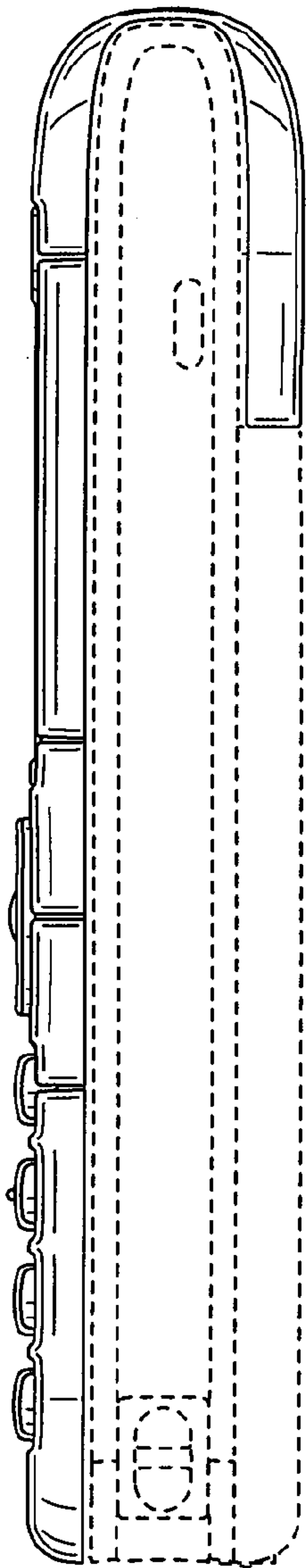


FIG. 2




FIG. 3

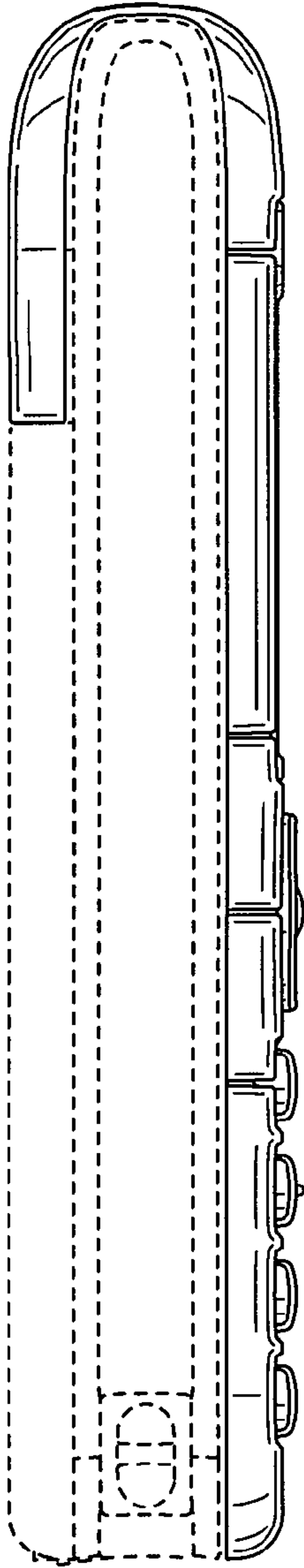


FIG. 4

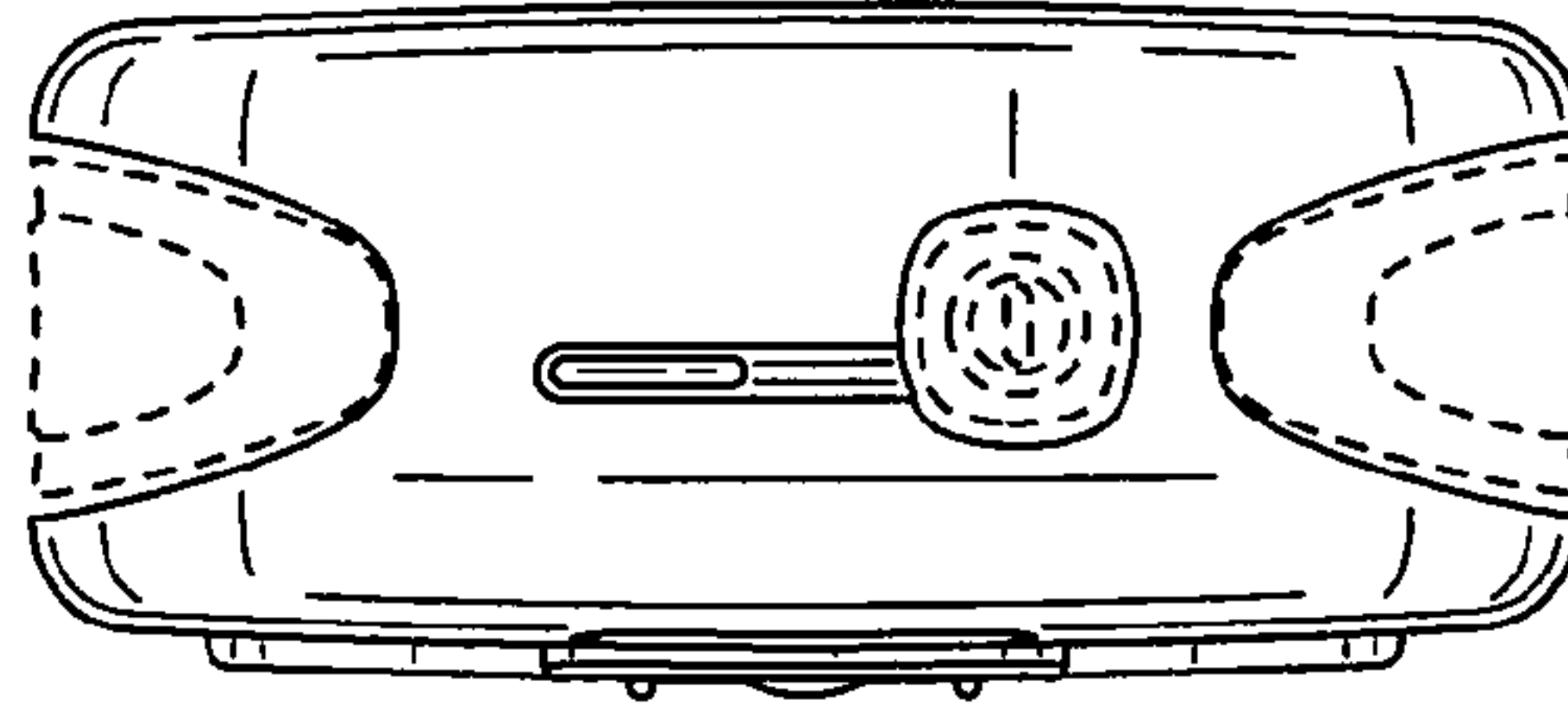


FIG. 5




FIG. 6

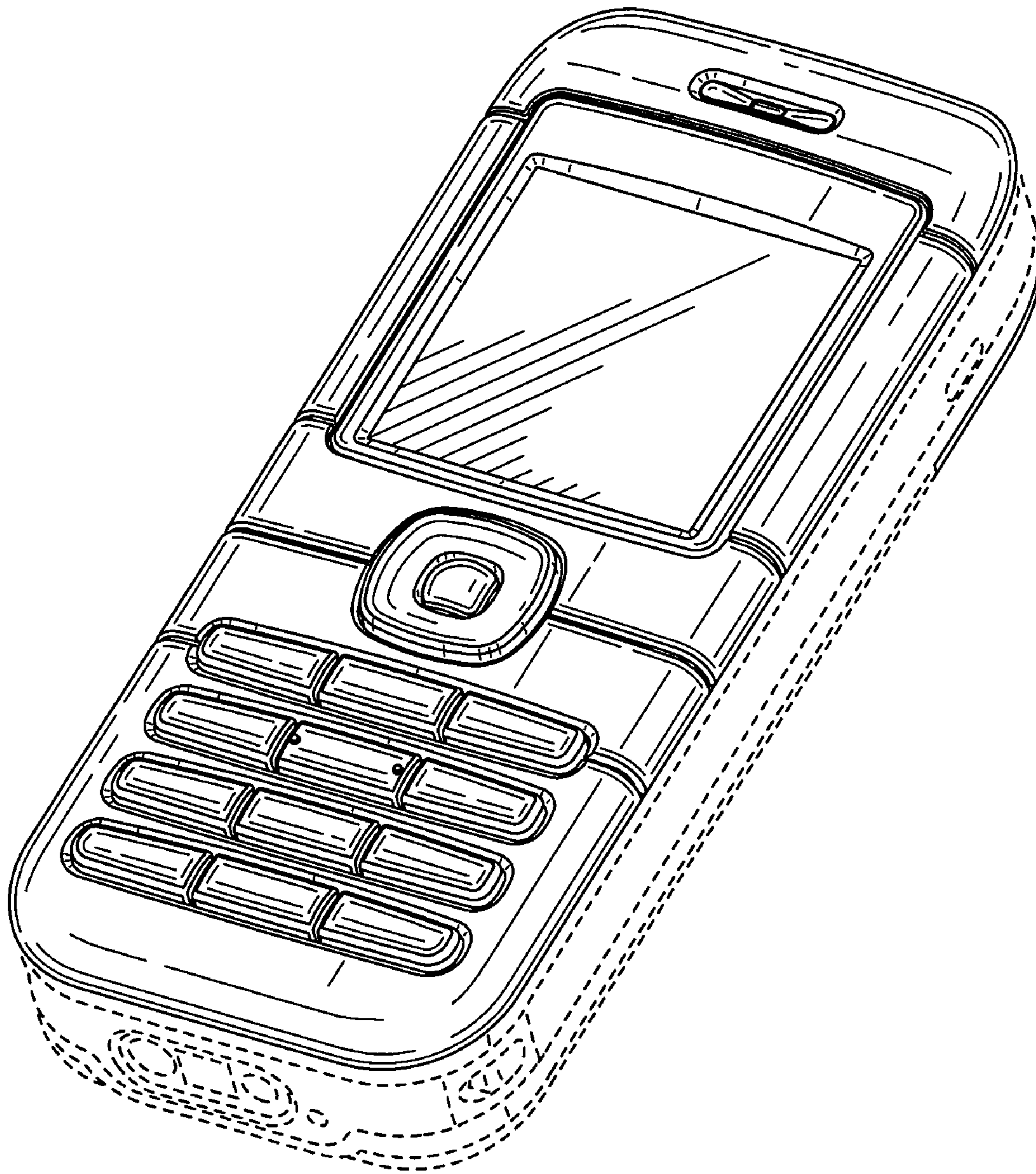


FIG. 7

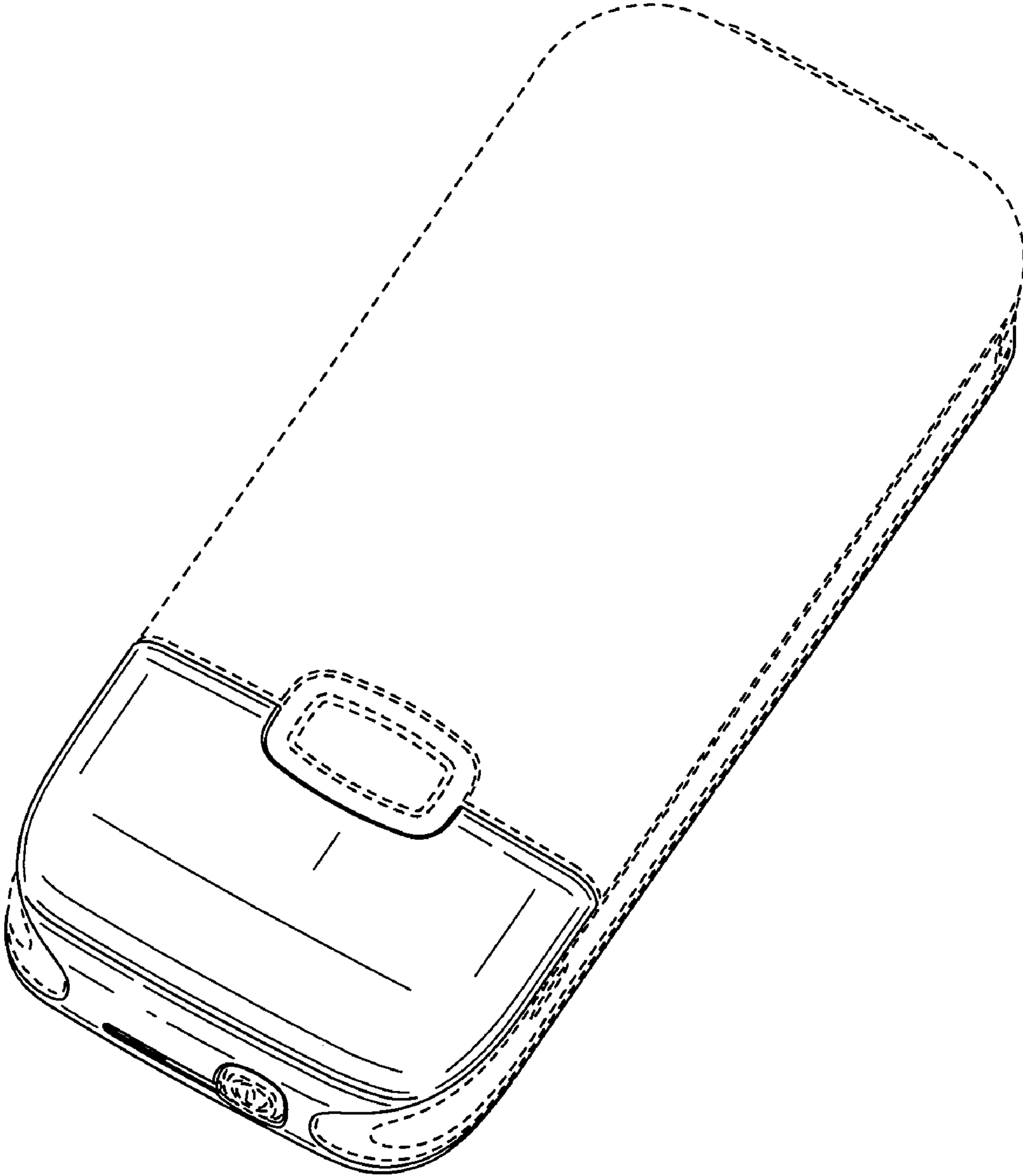


FIG. 8