



US00D559202S

(12) **United States Design Patent**  
**Sim et al.**

(10) **Patent No.:** **US D559,202 S**  
(45) **Date of Patent:** **\*\* Jan. 8, 2008**

(54) **REMOTE CONTROLLER**

(75) Inventors: **Hyun-Joo Sim**, Seoul (KR); **Ji-Hyeong Lee**, Ansan (KR); **Soo-Hyun Lee**, Seoul (KR); **Ji-Young Shin**, Seoul (KR); **Kyu-Seok Kang**, Seoul (KR); **San-Hui Oh**, Seoul (KR)

(73) Assignee: **Samsung Electronics Co., Ltd.**, Suwon-Si (KR)

(\*\*) Term: **14 Years**

(21) Appl. No.: **29/264,286**

(22) Filed: **Aug. 8, 2006**

(30) **Foreign Application Priority Data**

Feb. 10, 2006 (KR) ..... 30-2006-0005021

(51) **LOC (8) Cl.** ..... **13-03**

(52) **U.S. Cl.** ..... **D13/168**

(58) **Field of Classification Search** ..... D13/168;  
D14/218; 340/825.72; 345/156; 348/734;  
455/151.1-151.4

See application file for complete search history.

(56) **References Cited**

**U.S. PATENT DOCUMENTS**

D356,570 S \* 3/1995 Shinohara et al. .... D14/218  
D450,662 S \* 11/2001 Kwok ..... D13/168  
D451,891 S \* 12/2001 Noonan et al. .... D13/168  
D498,749 S \* 11/2004 Borsboom ..... D14/218  
D521,459 S \* 5/2006 Yun et al. .... D13/168

D531,137 S \* 10/2006 Wu ..... D13/168  
D531,964 S \* 11/2006 Peh ..... D13/168  
D532,777 S \* 11/2006 Yu et al. .... D14/218  
2003/0018397 A1 \* 1/2003 Chanu ..... 700/17  
2004/0008287 A1 \* 1/2004 Johnston et al. .... 348/734  
2006/0133105 A1 \* 6/2006 Kim ..... 362/577

**FOREIGN PATENT DOCUMENTS**

KR 30-2006-0005019 2/2006

\* cited by examiner

*Primary Examiner*—Selina Sikder

(74) *Attorney, Agent, or Firm*—Staas & Halsey LLP

(57) **CLAIM**

The ornamental design for the remote controller, as shown and described.

**DESCRIPTION**

This application claims subject matter that is related to that shown in co-pending U.S. application Ser. No. 29/264,287, filed concurrently herewith.

FIG. 1 is a perspective view of the remote controller showing our design;

FIG. 2 is a front view thereof;

FIG. 3 is a rear view thereof;


FIG. 4 is a left side view thereof;

FIG. 5 is a right side view thereof;

FIG. 6 is a top plan view thereof; and,

FIG. 7 is a bottom plan view thereof.

**1 Claim, 6 Drawing Sheets**



**Fig. 1**


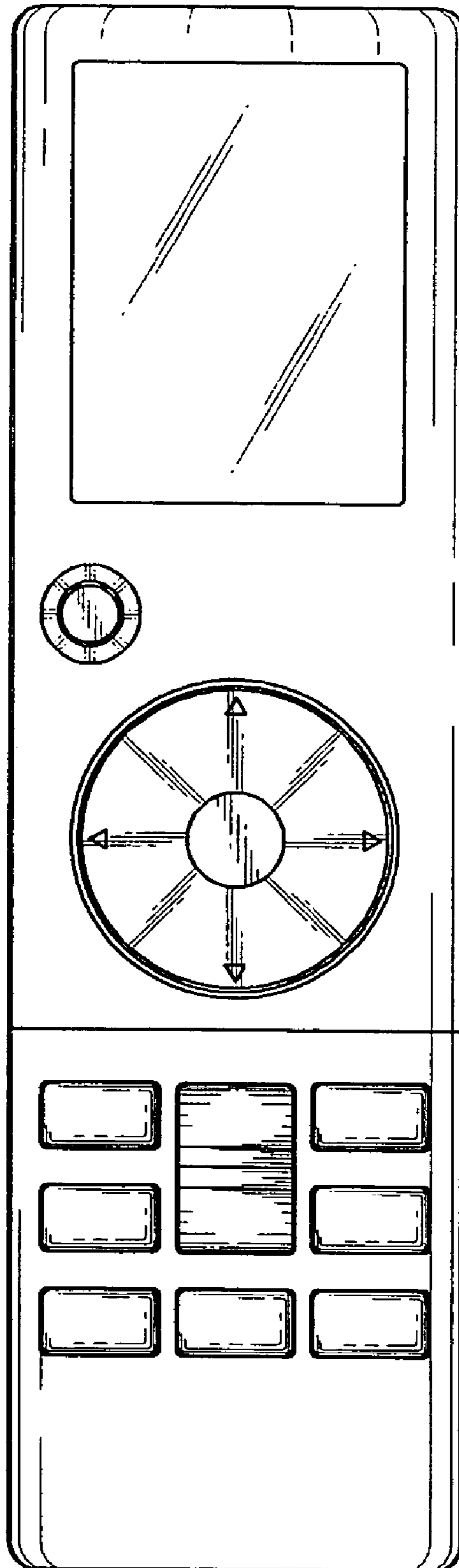
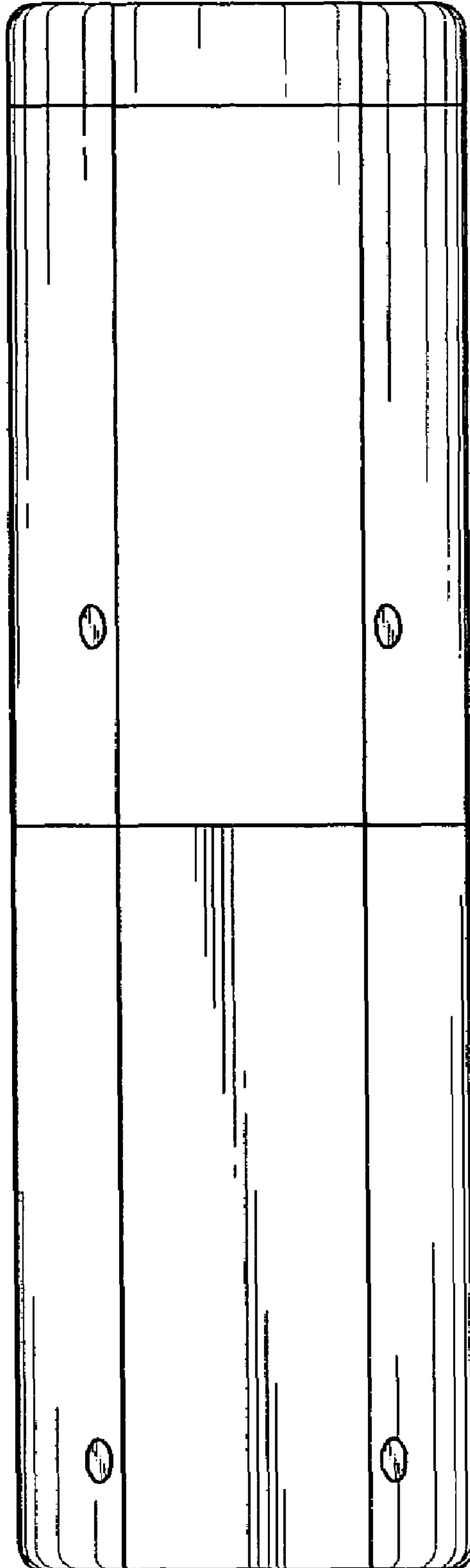


Fig. 2



**Fig. 3**



**Fig. 4**

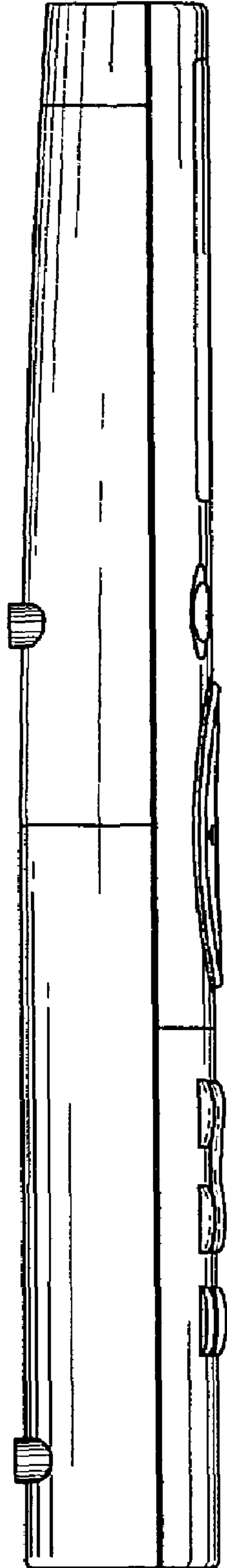
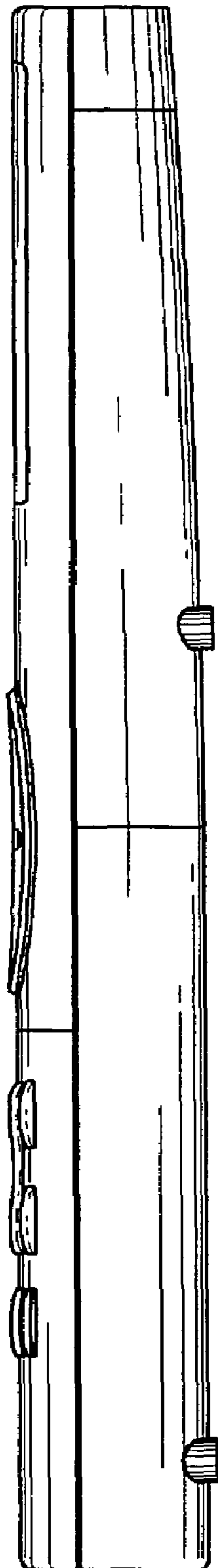
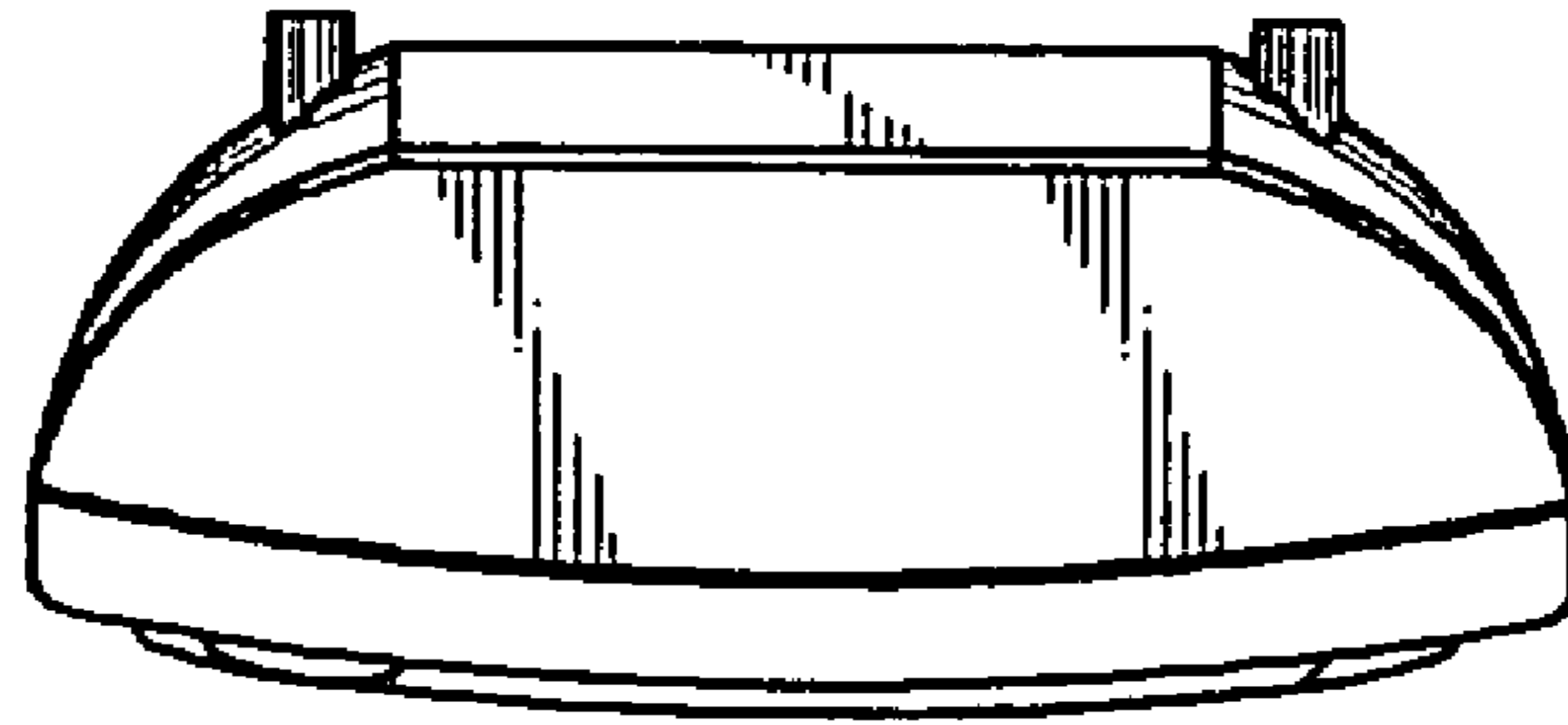


Fig. 5



**Fig. 6**



**Fig. 7**

