



US00D559160S

(12) **United States Design Patent**
Viandante

(10) **Patent No.:** **US D559,160 S**
(45) **Date of Patent:** **** Jan. 8, 2008**

(54) **FRONT SPOILER**

D543,914 S * 6/2007 Lai D12/196

(75) Inventor: **Michele Viandante**, Aachen (DE)

* cited by examiner

(73) Assignee: **Kohl Automobile GmbH**, Aachen (DE)

Primary Examiner—Melody N. Brown

(**) Term: **14 Years**

(74) *Attorney, Agent, or Firm*—Cohen Pontani Lieberman & Pavane LLP

(21) Appl. No.: **29/252,861**

(57) **CLAIM**

(22) Filed: **Jan. 26, 2006**

The ornamental design for a front spoiler, as shown and described.

(30) **Foreign Application Priority Data**

DESCRIPTION

Aug. 24, 2005 (EM) 000390232

FIG. 1 is a front perspective view of an automobile to which a front spoiler in accordance with the design is attached;

(51) **LOC (8) Cl.** **12-16**

FIG. 2 is a front view of the front spoiler in accordance with the design;

(52) **U.S. Cl.** **D12/181; D12/196**

(58) **Field of Classification Search** D12/169,
D12/196, 190, 90–92, 171, 181; 296/180.1–180.5;
293/102, 113, 115, 120; 280/727, 770, 848;
180/903

FIG. 3 is a top plan view of the front spoiler in accordance with the design;

See application file for complete search history.

FIG. 4 is a right side view of the front spoiler in accordance with the design (the left side is a mirror image);

(56) **References Cited**

FIG. 5 is a rear view of the front spoiler in accordance with the invention; and,


U.S. PATENT DOCUMENTS

FIG. 6 is a bottom plan view of the front spoiler in accordance with the design.

- D483,311 S * 12/2003 Kasahara et al. D12/196
- D491,851 S * 6/2004 Perfetti et al. D12/181
- D495,636 S * 9/2004 Iwata D12/181
- D541,712 S * 5/2007 Golden et al. D12/169
- D542,196 S * 5/2007 Levy D12/169
- D543,137 S * 5/2007 Levy D12/169

It should be understood that the automobile shown in broken lines in FIG. 1 is for illustration only, and does not form part of the claimed design.

1 Claim, 3 Drawing Sheets



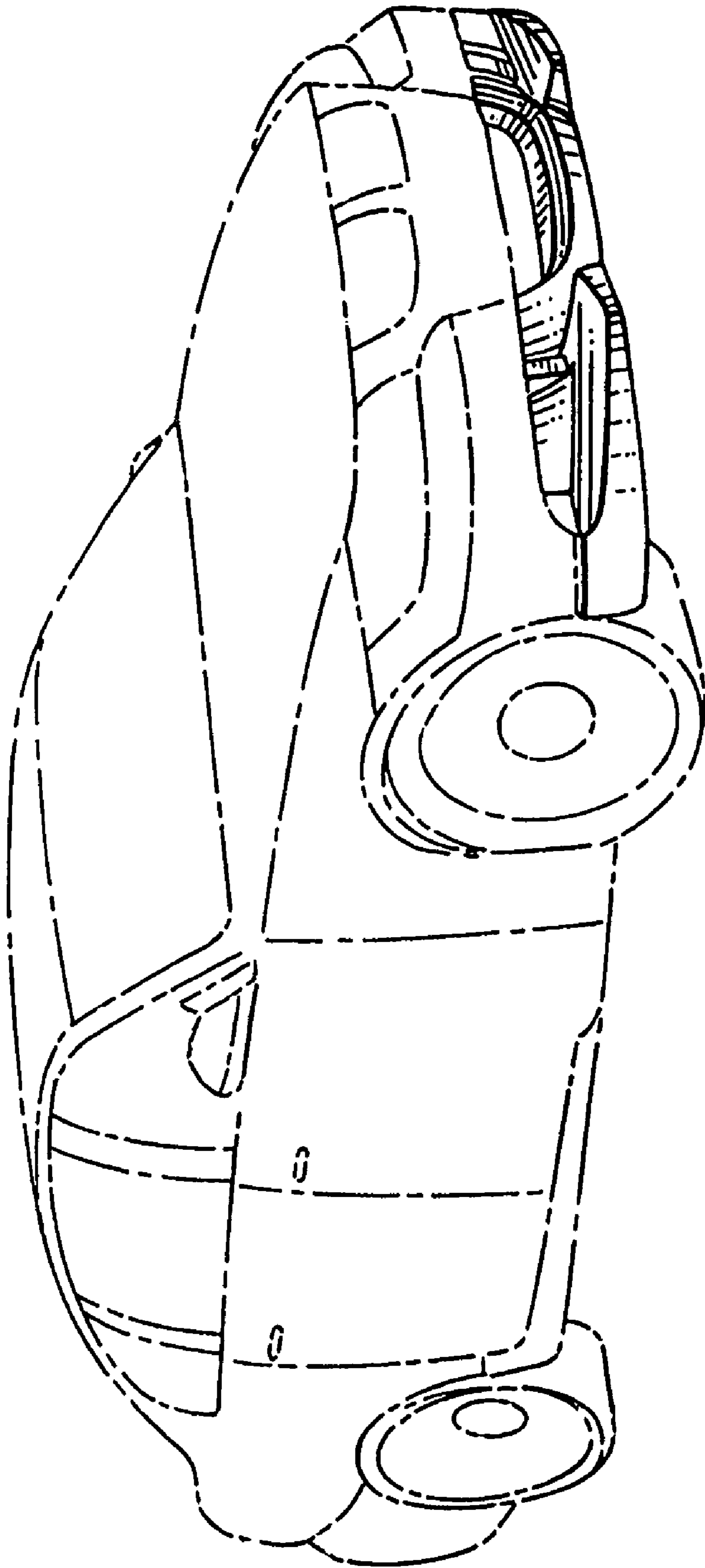


FIG. 1

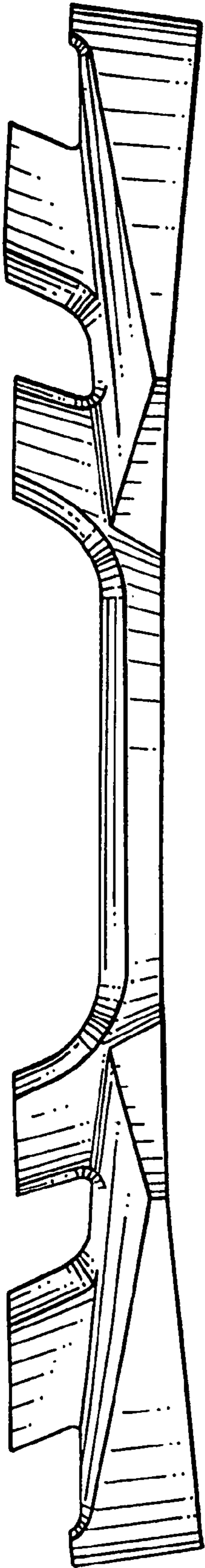


FIG. 2

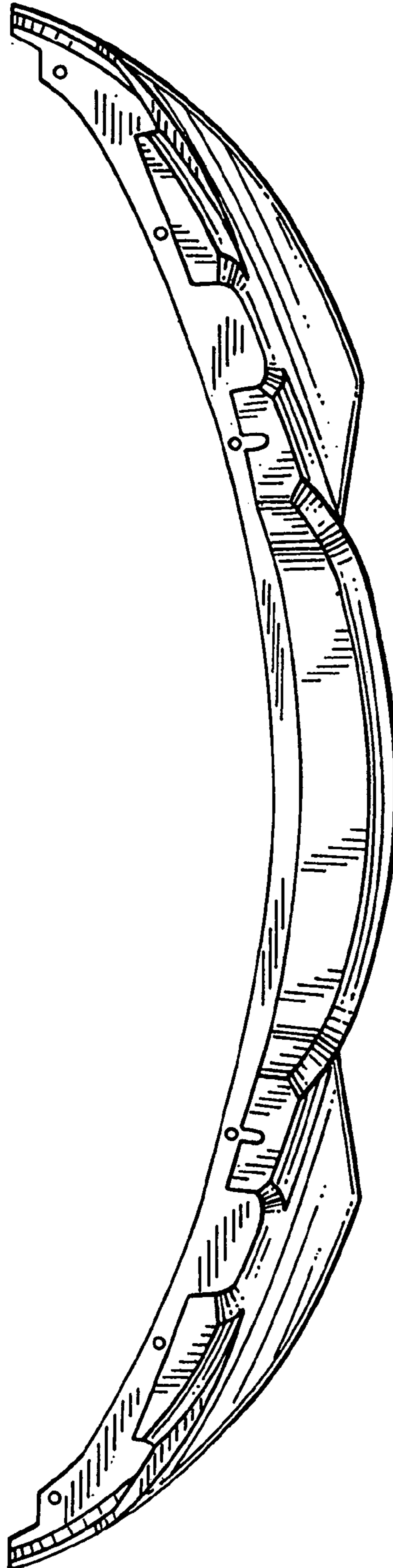


FIG. 3

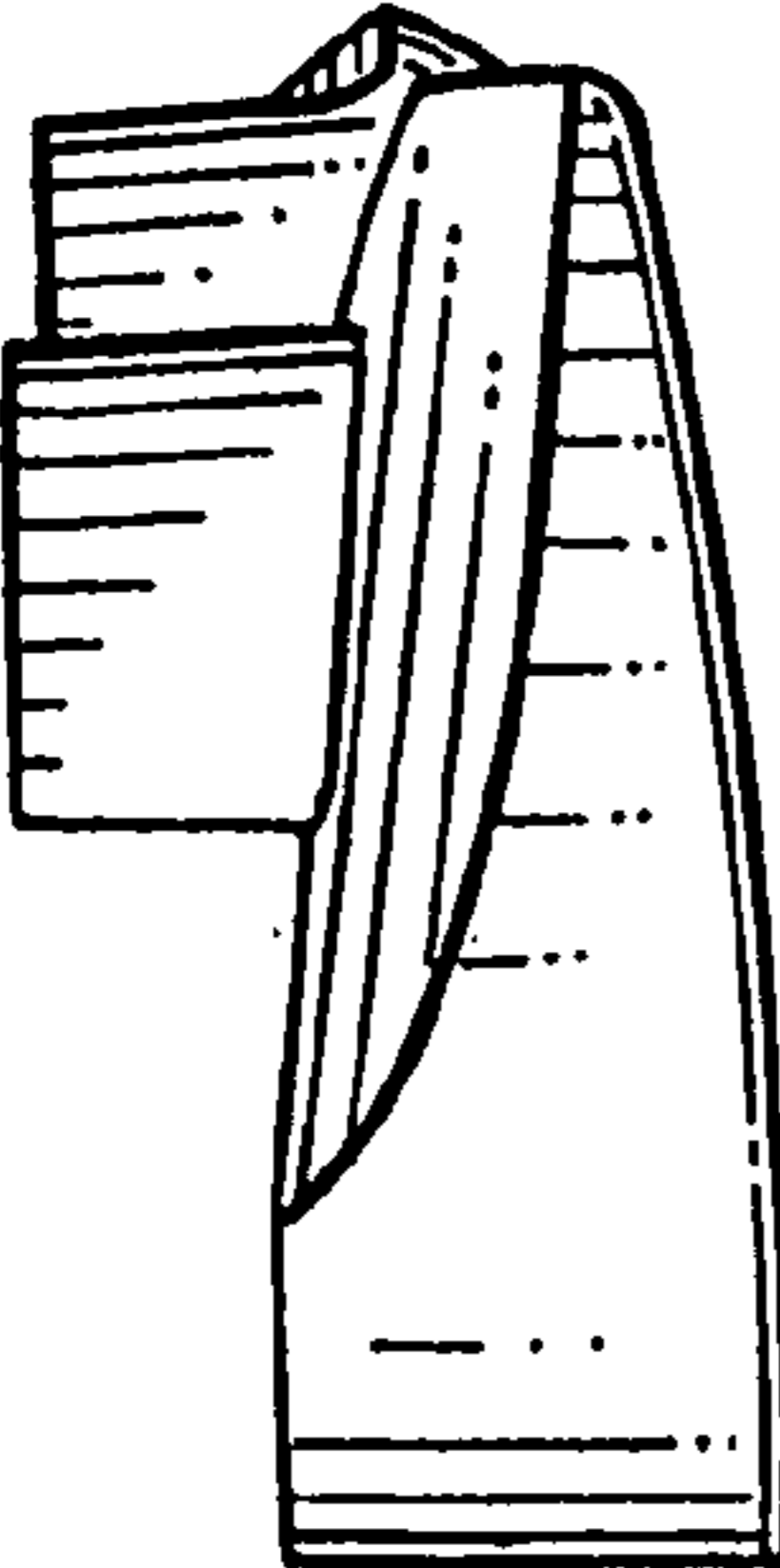


FIG. 4

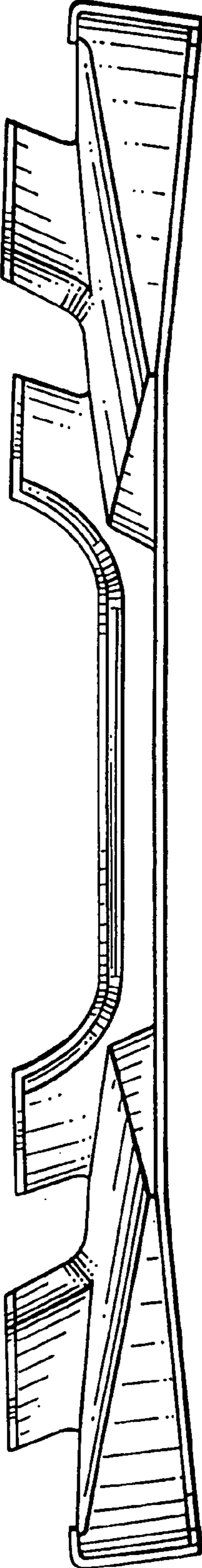


FIG. 5

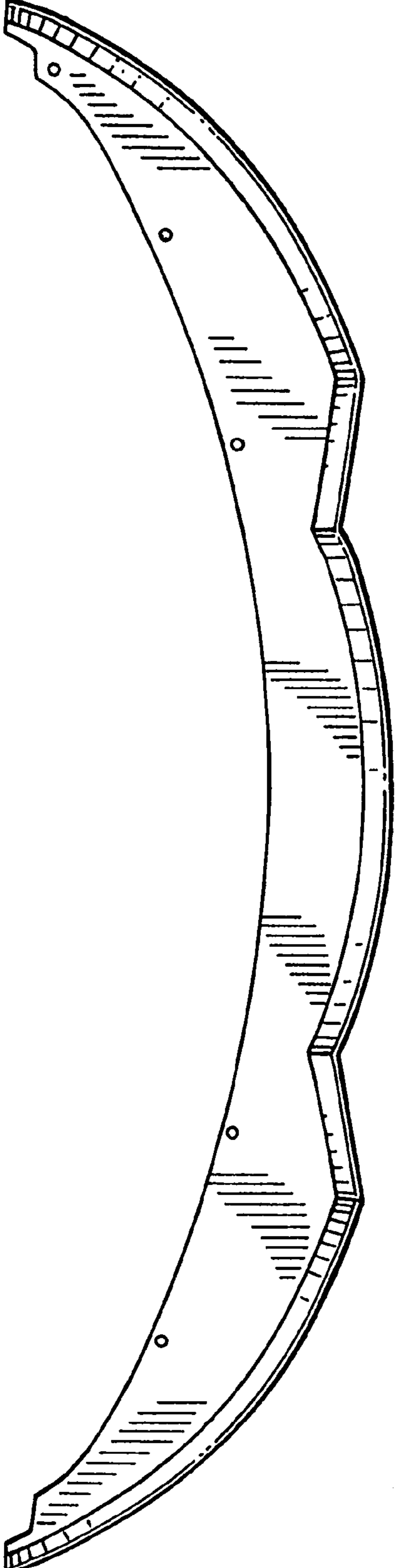


FIG. 6