



US00D559150S

(12) **United States Design Patent**
Ohgaku et al.

(10) **Patent No.:** **US D559,150 S**
(45) **Date of Patent:** **** Jan. 8, 2008**

(54) **PULL TAB FOR A SLIDE FASTENER SLIDER**

FOREIGN PATENT DOCUMENTS

(75) Inventors: **Miyuki Ohgaku**, Kurobe (JP); **Yukako Nakamura**, Kurobe (JP); **Miyako Tamura**, Kurobe (JP); **Chika Nakayama**, Kurobe (JP)

JP 432656 10/1951
JP 432656 11/1951

* cited by examiner

Primary Examiner—Ralf Seifert

(73) Assignee: **YKK Corporation**, Tokyo (JP)

(74) *Attorney, Agent, or Firm*—Everest Intellectual Property Law Group; Michael S. Leonard

(**) Term: **14 Years**

(57) **CLAIM**

(21) Appl. No.: **29/273,470**

The ornamental design for a pull tab for a slide fastener slider, as shown and described.

(22) Filed: **Mar. 6, 2007**

(30) **Foreign Application Priority Data**

DESCRIPTION

Sep. 15, 2006 (JP) 2006-024718

FIG. 1 is a front view of a pull tab for a slide fastener slider of the claimed design, the rear view being identical.

(51) **LOC (8) Cl.** **02-07**

FIG. 2 is a plan view of the pull tab of FIG. 1.

(52) **U.S. Cl.** **D11/221**

FIG. 3 is a base view of the pull tab of FIG. 1.

(58) **Field of Classification Search** D11/200, D11/201, 221; 24/415–417, 419, 421, 427–431, 24/381–382, 385, 387, 433; 384/64

FIG. 4 is a right side view of the pull tab of FIG. 1, the left side view being identical.

See application file for complete search history.

FIG. 5 is a perspective view of the pull tab of FIG. 1; and, FIG. 6 is a front view of the pull tab shown in a position of use with a slide fastener.

(56) **References Cited**

It being understood that the broken line showing of a slide fastener is for illustrative purposes only and forms no part of the claimed design.

U.S. PATENT DOCUMENTS

D437,805 S * 2/2001 Yoneoka D11/221
D446,165 S * 8/2001 Yoneoka D11/221
D478,839 S * 8/2003 Yoneoka et al. D11/221
D525,906 S * 8/2006 Gut D11/221

1 Claim, 4 Drawing Sheets

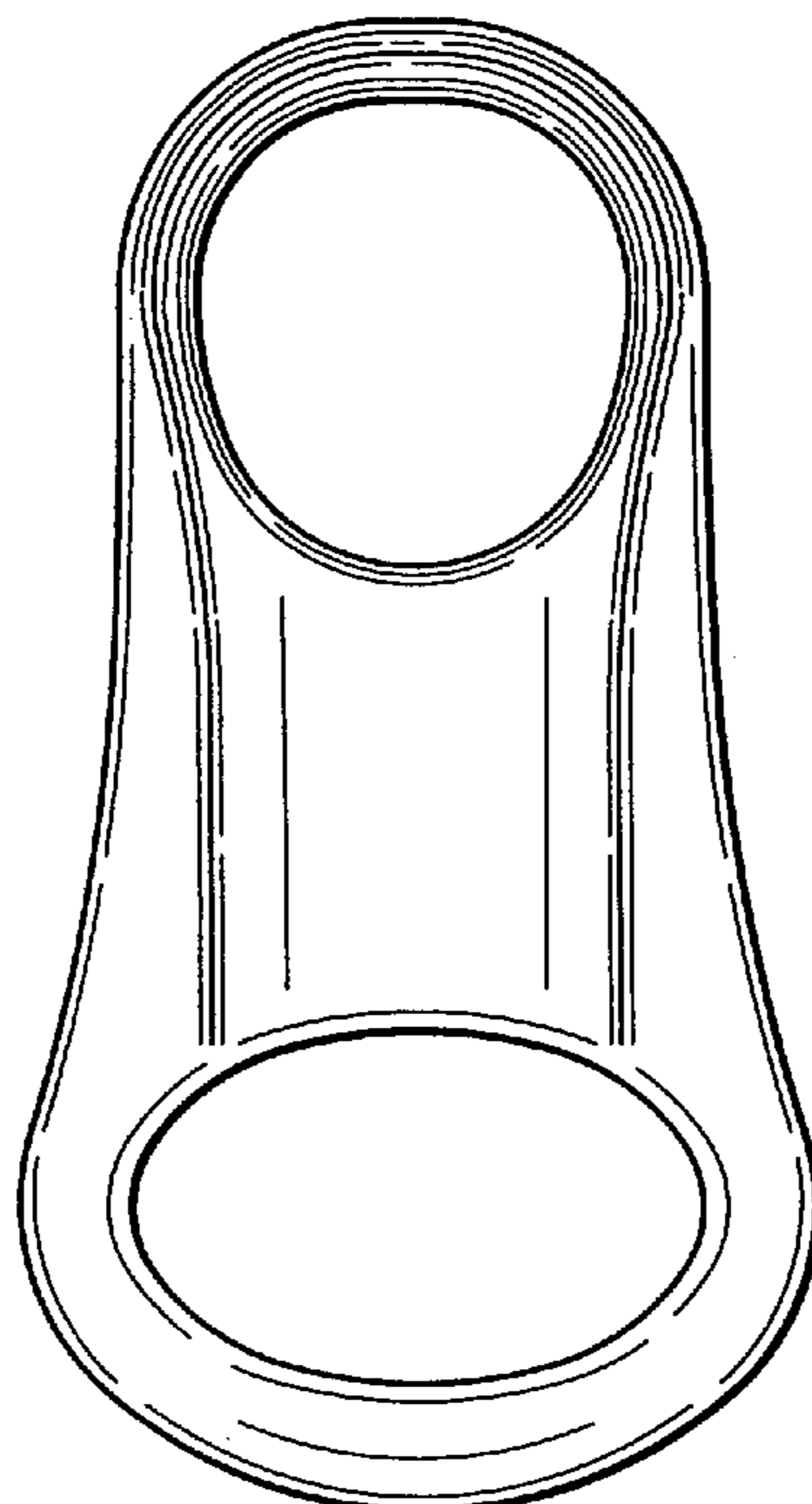


FIG. 1

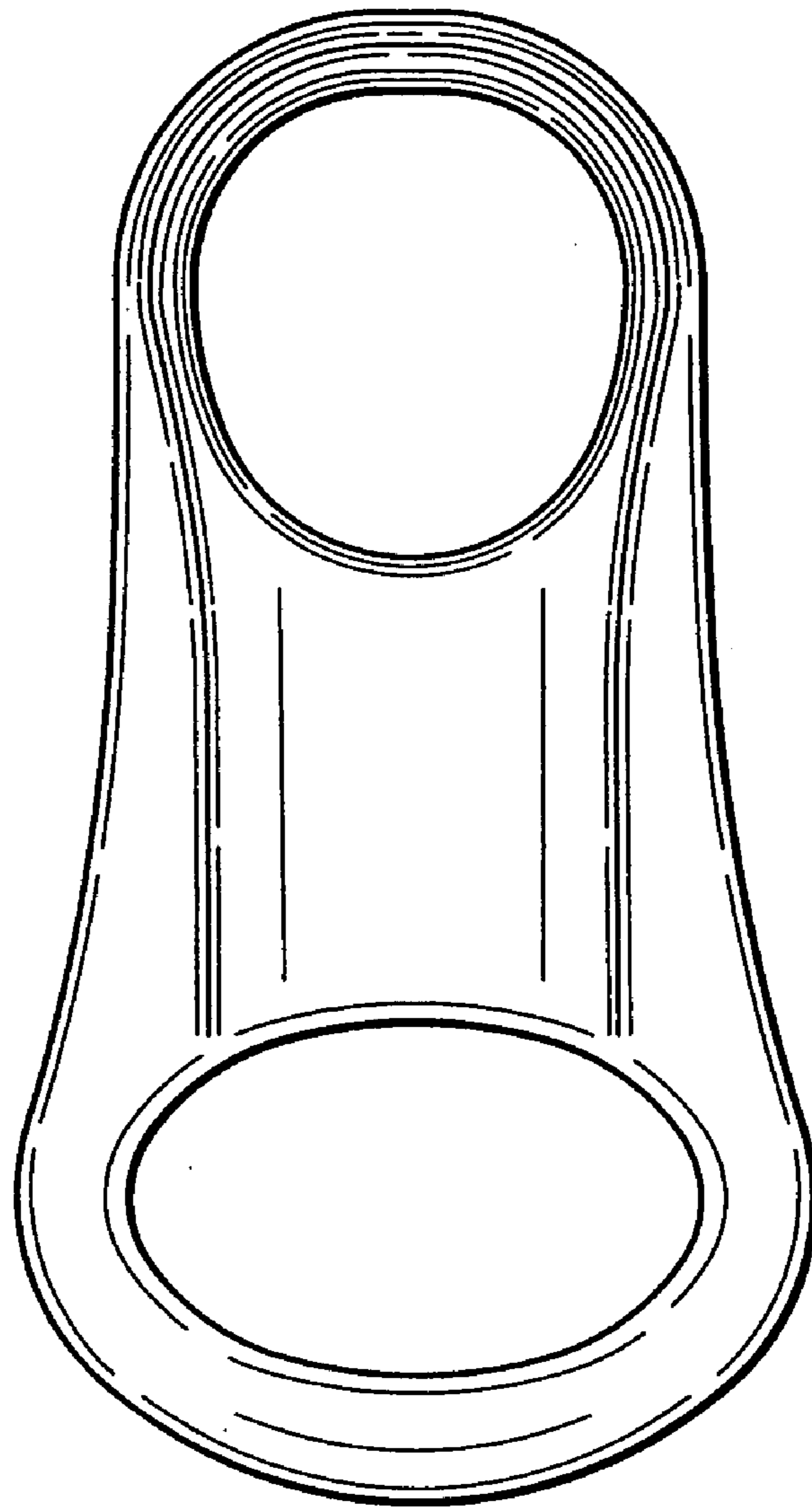


FIG. 2



FIG. 4

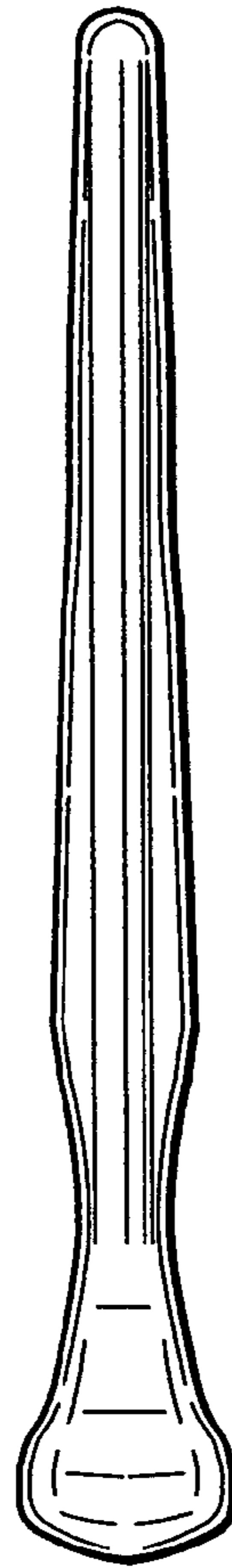


FIG. 3

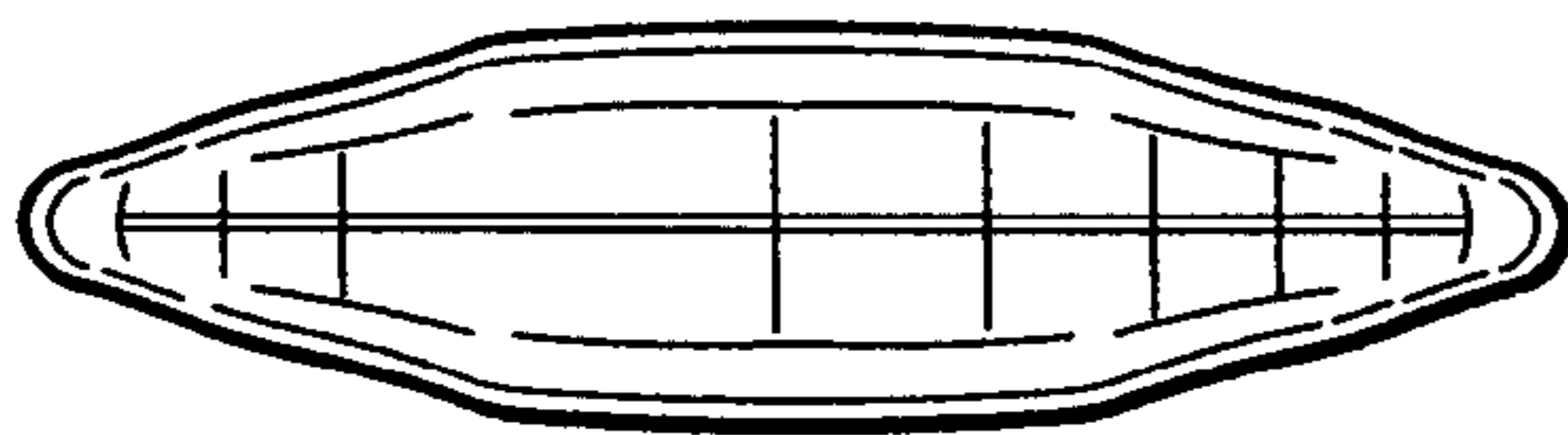
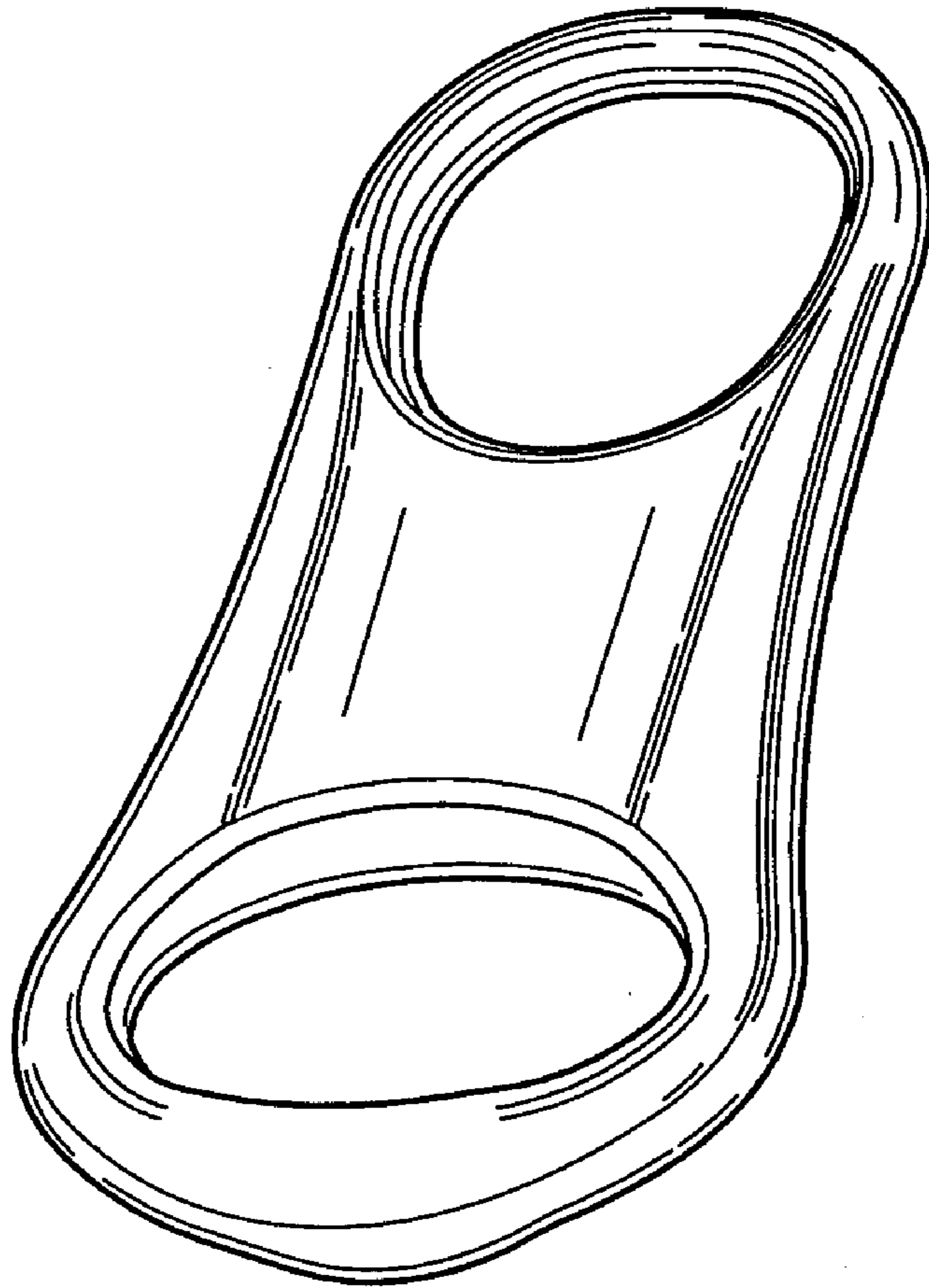


FIG. 5



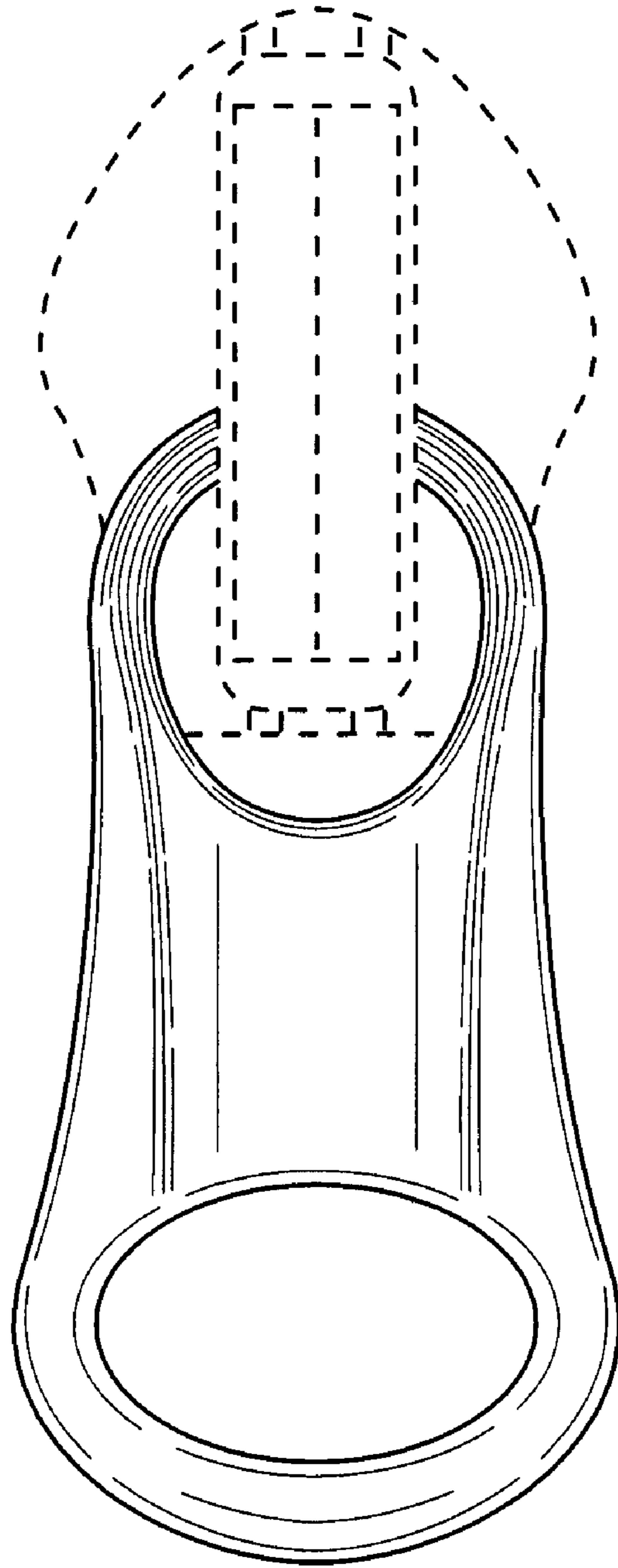


FIG. 6