



US00D559131S

(12) **United States Design Patent**  
**Laucella**

(10) **Patent No.:** **US D559,131 S**  
(45) **Date of Patent:** **\*\* Jan. 8, 2008**

(54) **WATCH**

(75) Inventor: **Vincent Laucella**, Le Brassus (CH)

(73) Assignee: **Montres Breguet SA**, L'Abbaye (CH)

(\*\*) Term: **14 Years**

(21) Appl. No.: **29/282,084**

(22) Filed: **Jul. 11, 2007**

**Related U.S. Application Data**

(62) Division of application No. 29/238,527, filed on Sep. 16, 2005.

**Foreign Application Priority Data**

Mar. 16, 2005 (WO) ..... DM/066 430

(51) **LOC (8) Cl.** ..... **10-02**

(52) **U.S. Cl.** ..... **D10/39**

(58) **Field of Classification Search** ..... D10/30-39,  
D10/122-132; 368/276, 277, 281, 282, 285,  
368/80, 223, 228, 232, 21, 28

See application file for complete search history.

(56) **References Cited**

**U.S. PATENT DOCUMENTS**

785,440	A *	3/1905	Schatzmann	.....	368/229
2,361,563	A *	10/1944	Pellaton	.....	368/80
2,857,734	A *	10/1958	Weigenant	.....	368/14
2,955,357	A *	10/1960	Uebelhardt	.....	33/272
4,653,933	A *	3/1987	Reichel	.....	368/282
D308,945	S *	7/1990	Bonnet	.....	D10/32

D326,822	S *	6/1992	Wuest	.....	D10/32
D350,288	S *	9/1994	Giardiello	.....	D10/30
D351,559	S *	10/1994	Helleu	.....	D10/39
D365,772	S *	1/1996	Wunderman	.....	D10/32
D368,664	S *	4/1996	Schick et al.	.....	D10/39
D371,079	S *	6/1996	Mijatovic	.....	D10/39
D447,063	S *	8/2001	Scheufele	.....	D10/30
D467,820	S *	12/2002	Berliat	.....	D10/39
D496,874	S *	10/2004	Nataf	.....	D10/126
6,826,122	B2 *	11/2004	Zaugg	.....	368/28
D505,342	S *	5/2005	Hayek	.....	D10/39
6,894,951	B1 *	5/2005	Brandt et al.	.....	368/80
D508,653	S *	8/2005	Roden	.....	D10/32
D508,859	S *	8/2005	Ho	.....	D10/30
D517,432	S *	3/2006	Laucella	.....	D10/39
D524,182	S *	7/2006	Nataf	.....	D10/126

\* cited by examiner

*Primary Examiner*—Lucy Lieberman

(74) *Attorney, Agent, or Firm*—Collen IP; Donald J. Ranft

(57) **CLAIM**

The ornamental design for a watch, as shown and described.

**DESCRIPTION**

FIG. 1 is a front view of my new and ornamental watch;

FIG. 2 is a right side view thereof;

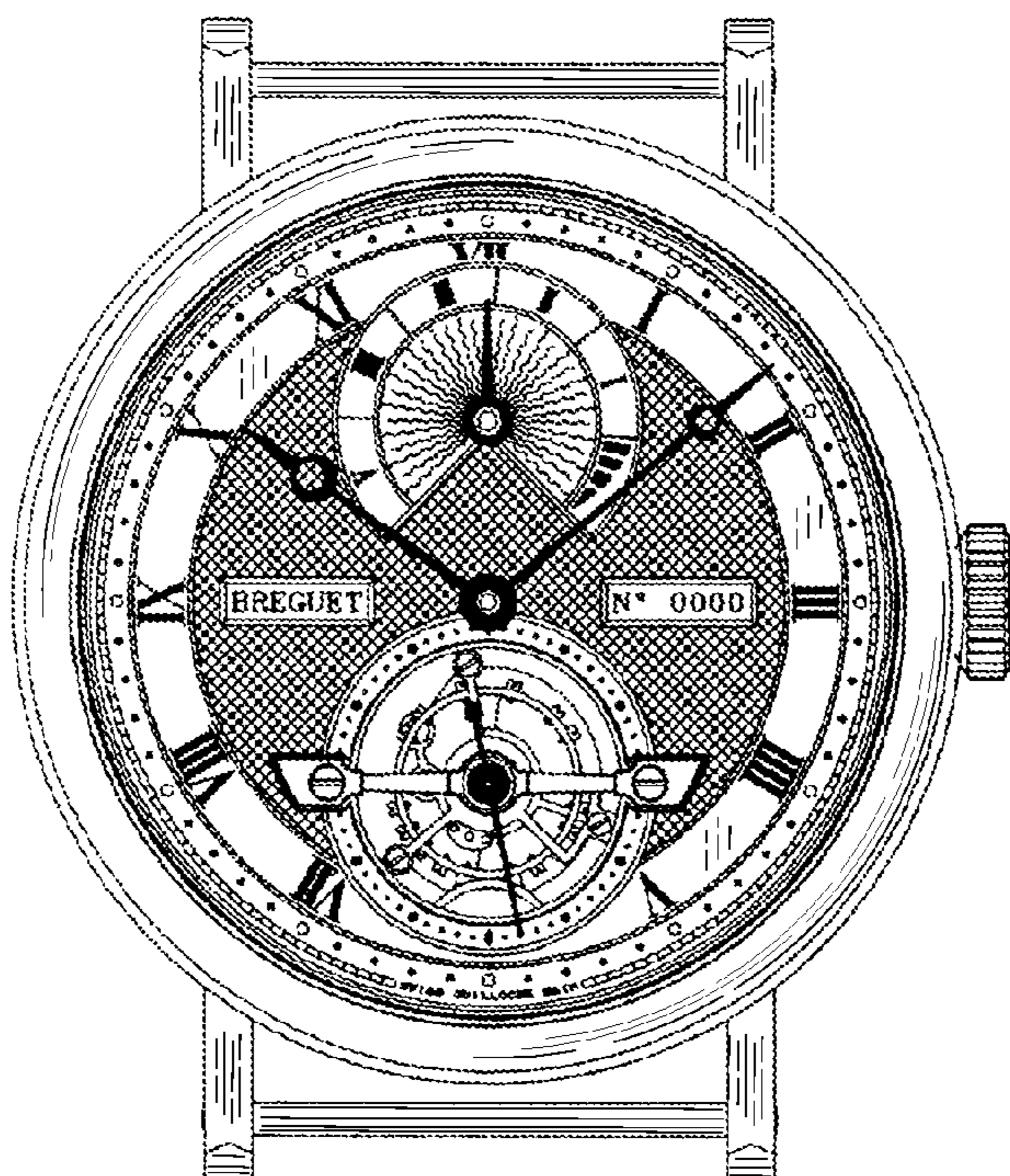
FIG. 3 is a left side view thereof;

FIG. 4 is a top view thereof;

FIG. 5 is a bottom view thereof; and,

FIG. 6 is a perspective view thereof.

**1 Claim, 2 Drawing Sheets**



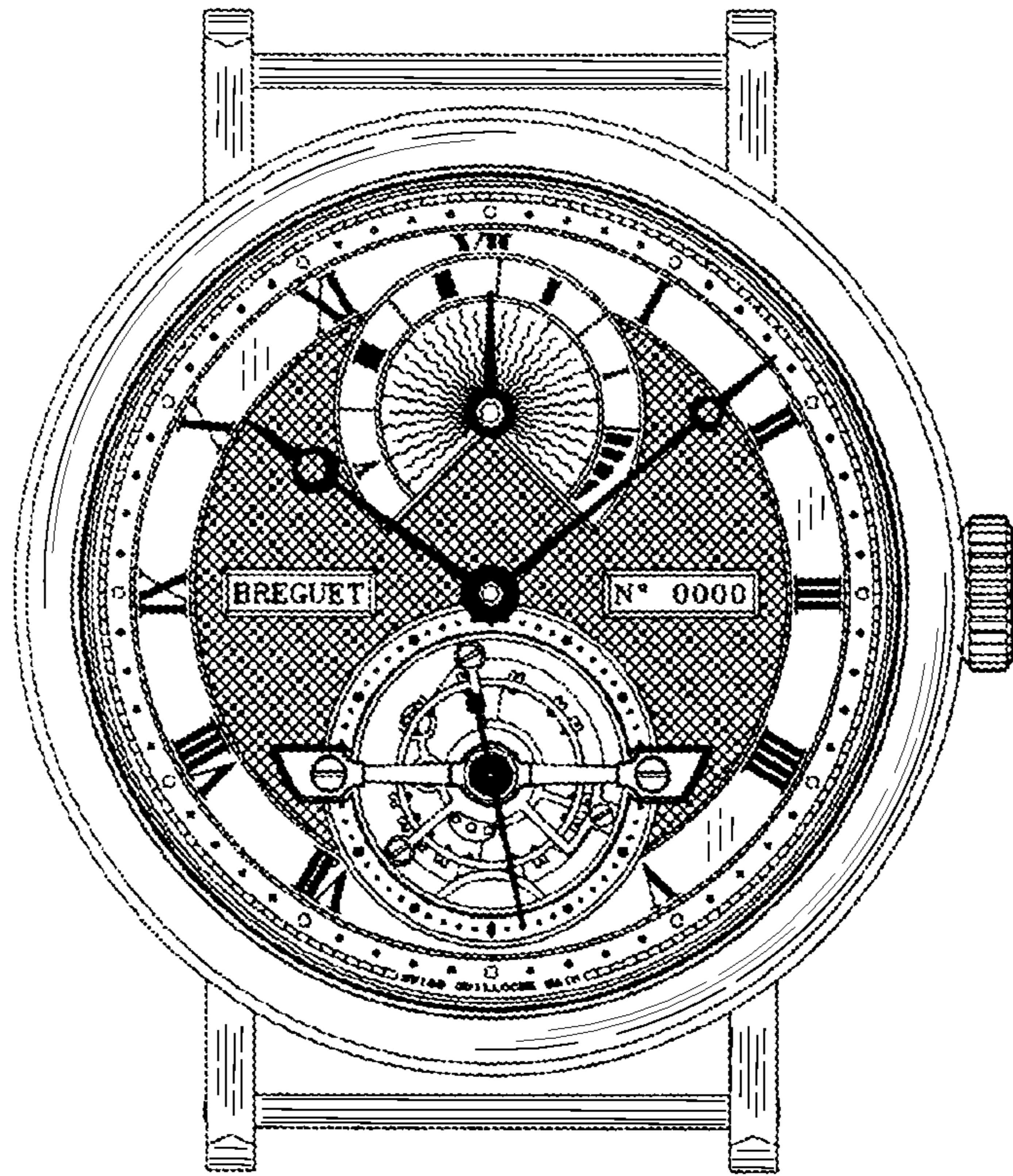


Fig. 1

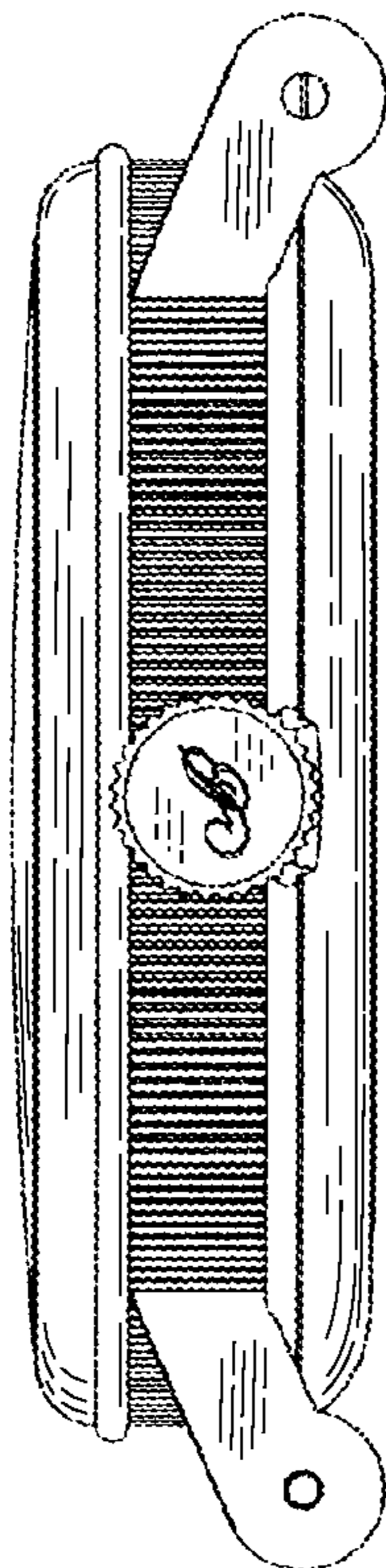


Fig. 2

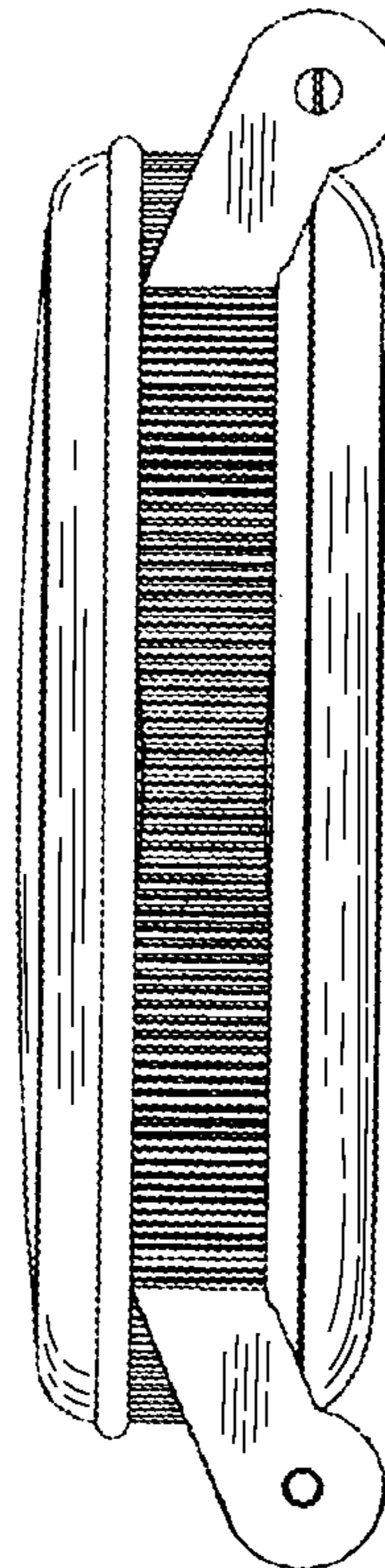


Fig. 3

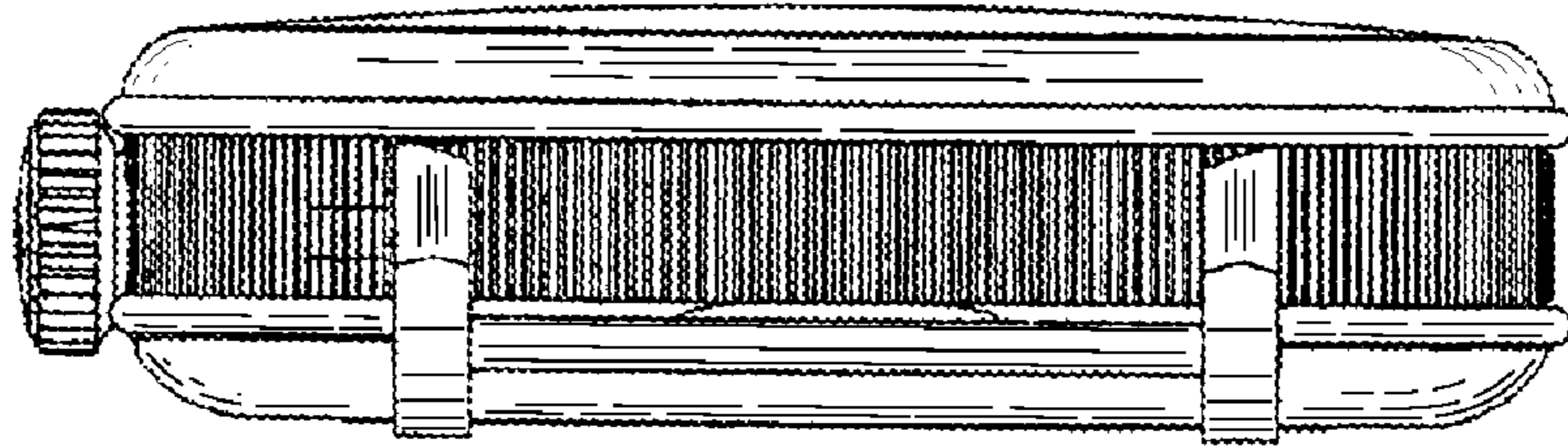


Fig. 4

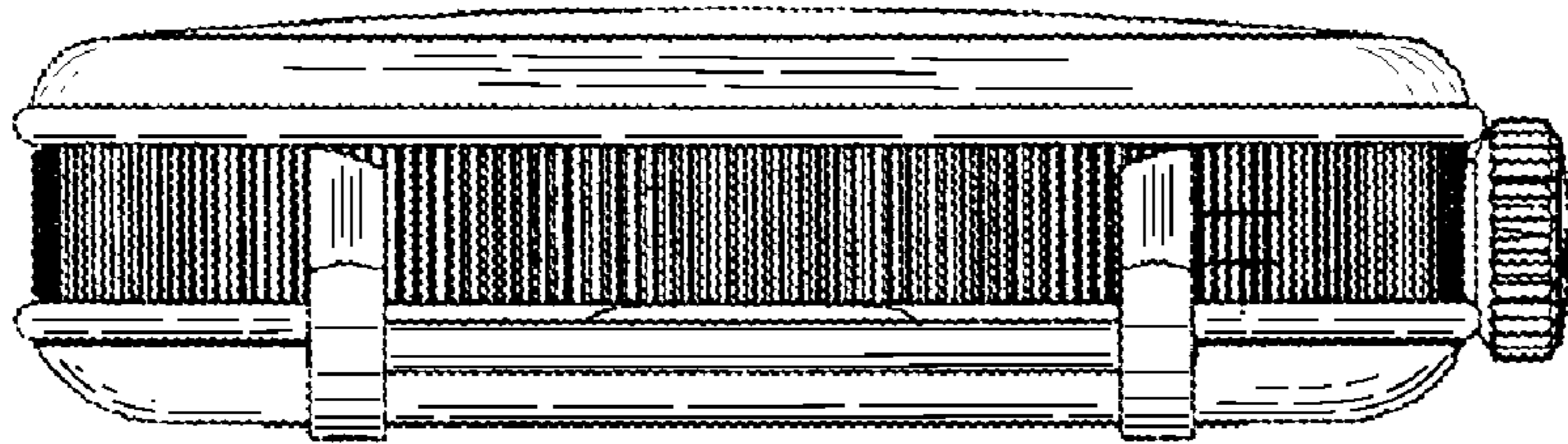


Fig. 5

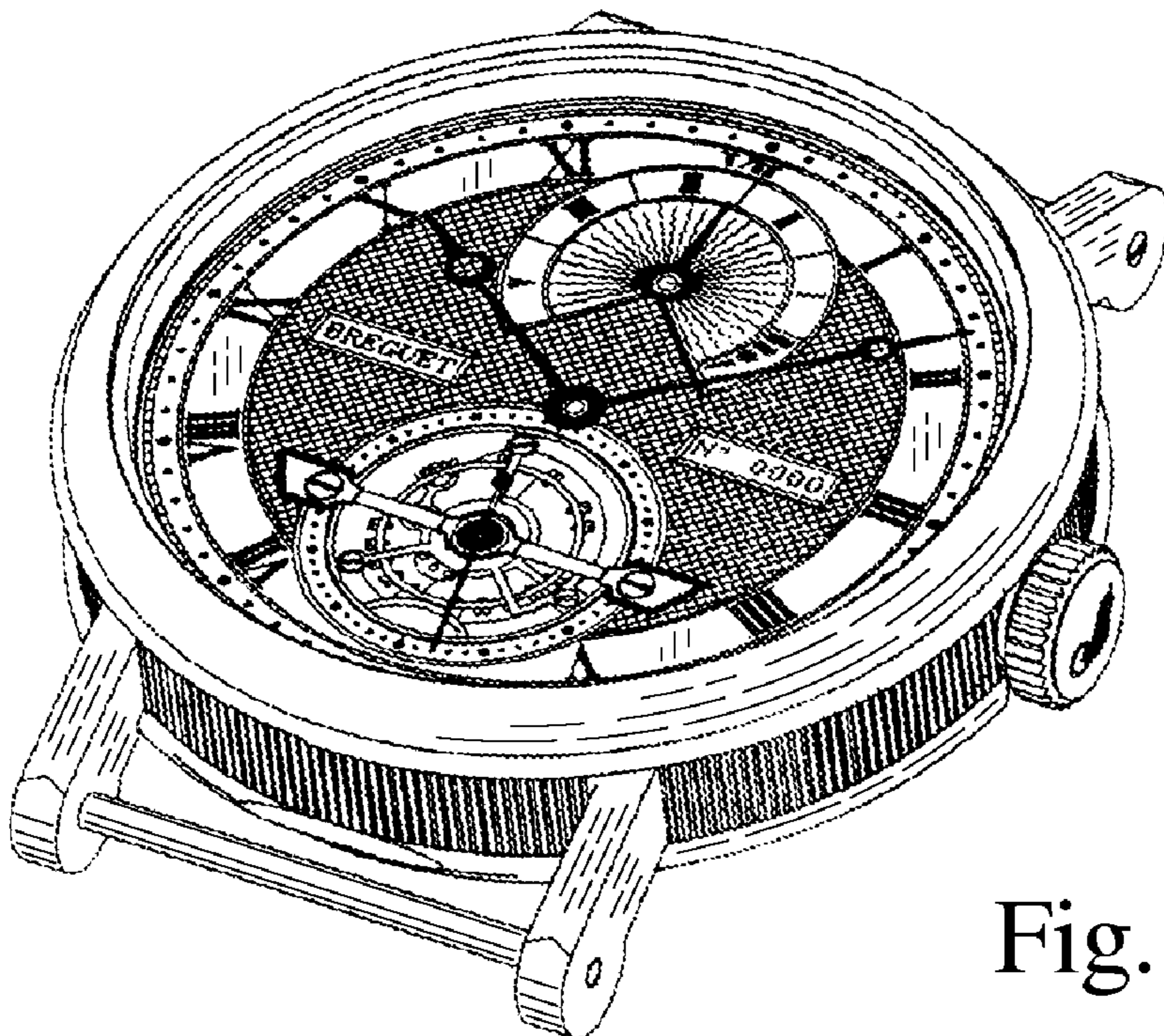


Fig. 6