



US00D559130S

(12) **United States Design Patent**  
**Laucella**

(10) **Patent No.:** **US D559,130 S**  
(45) **Date of Patent:** **\*\* Jan. 8, 2008**

(54) **WATCH**

(75) Inventor: **Vincent Laucella**, Le Brassus (CH)

(73) Assignee: **Montres Breguet SA**, L'Abbaye (CH)

(\*\*) Term: **14 Years**

(21) Appl. No.: **29/282,080**

(22) Filed: **Jul. 11, 2007**

**Related U.S. Application Data**

(62) Division of application No. 29/238,527, filed on Sep. 16, 2005.

**Foreign Application Priority Data**

Mar. 16, 2005 (WO) ..... DM/066 430

(51) **LOC (8) Cl.** ..... **10-02**

(52) **U.S. Cl.** ..... **D10/39**

(58) **Field of Classification Search** ..... D10/30-39,  
D10/123-126; 368/276, 281, 282, 285, 80,  
368/223, 228, 232, 308, 288, 319  
See application file for complete search history.

(56) **References Cited**

**U.S. PATENT DOCUMENTS**

- 2,857,734 A \* 10/1958 Weigenant ..... 368/14
- 4,653,933 A \* 3/1987 Reichel ..... 368/282
- D350,288 S \* 9/1994 Giardiello ..... D10/30
- D351,559 S \* 10/1994 Helleu ..... D10/39
- D365,772 S \* 1/1996 Wunderman ..... D10/32

- D368,664 S \* 4/1996 Schick et al. .... D10/39
- D371,079 S \* 6/1996 Mijatovic ..... D10/39
- D371,081 S \* 6/1996 Mijatovic ..... D10/39
- D372,201 S \* 7/1996 Mijatovic ..... D10/39
- 5,586,089 A \* 12/1996 McGarvey ..... 368/223
- D447,063 S \* 8/2001 Scheufele ..... D10/30
- 6,577,558 B1 \* 6/2003 Ricci ..... 368/228
- D478,012 S \* 8/2003 Tavenas ..... D10/39
- 6,894,951 B1 \* 5/2005 Brandt et al. .... 368/80
- D507,974 S \* 8/2005 Strasser ..... D10/30
- D508,859 S \* 8/2005 Ho ..... D10/30
- D509,446 S \* 9/2005 Wunderman ..... D10/32
- D517,432 S \* 3/2006 Laucella ..... D10/39
- D520,384 S \* 5/2006 Scheufele ..... D10/39
- D546,715 S \* 7/2007 Gruosi-Scheufele ..... D10/39

\* cited by examiner

*Primary Examiner*—Lucy Lieberman

(74) *Attorney, Agent, or Firm*—Collen IP; Donald J. Ranft

(57) **CLAIM**

The ornamental design for a watch, as shown and described.

**DESCRIPTION**

FIG. 1 is a front view of my new and ornamental watch;  
 FIG. 2 is a right side view thereof;  
 FIG. 3 is a left side view thereof;  
 FIG. 4 is a bottom view thereof;  
 FIG. 5 is a top view thereof; and,  
 FIG. 6 is a perspective view thereof.

**1 Claim, 2 Drawing Sheets**





Fig. 1

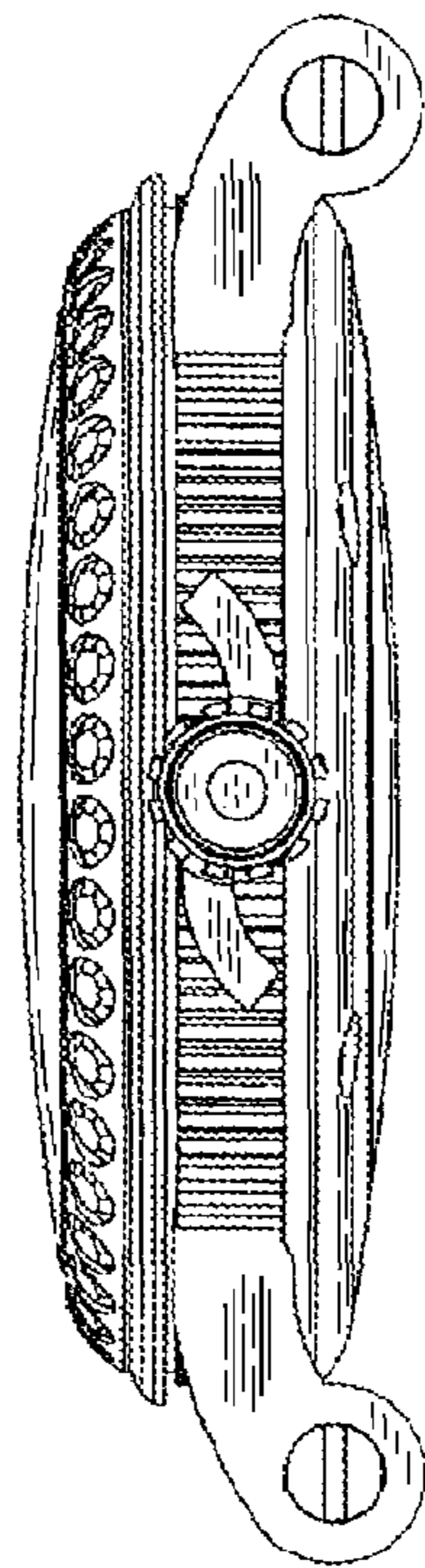


Fig. 2

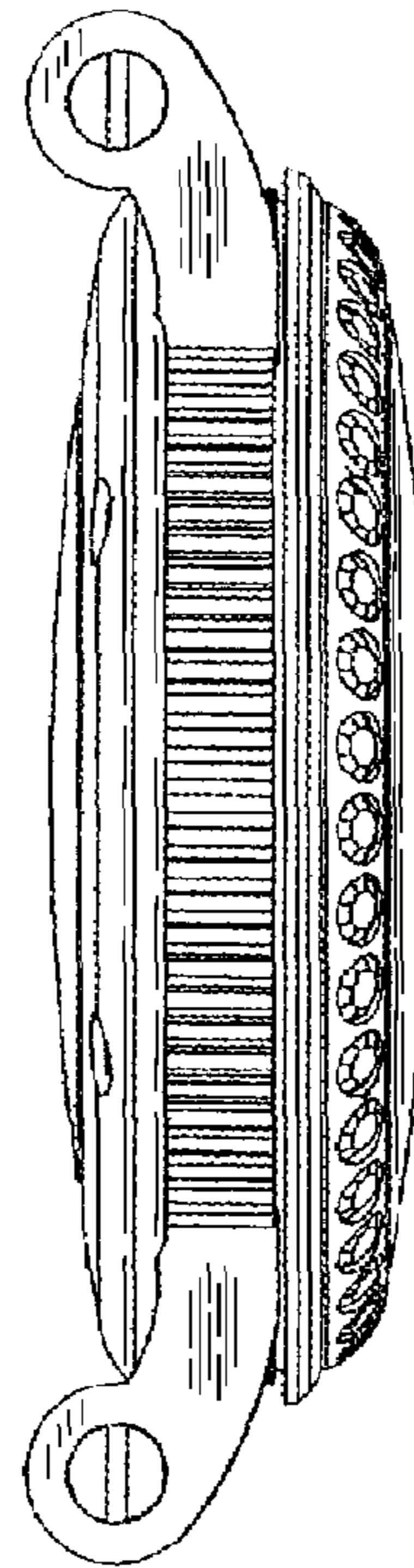


Fig. 3

Fig. 4

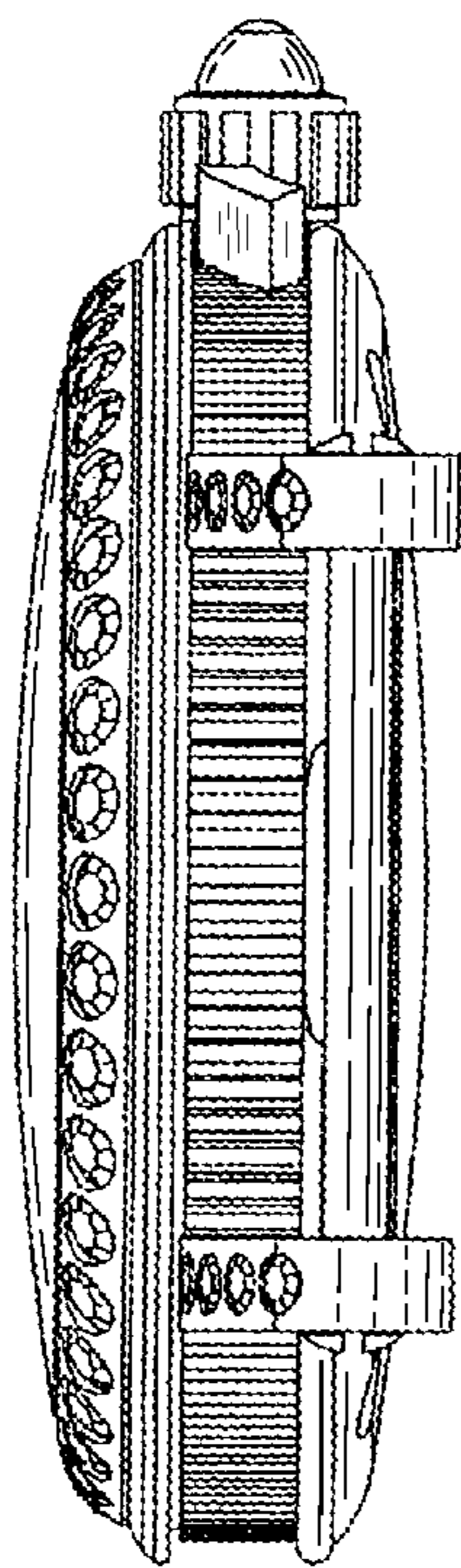


Fig. 5

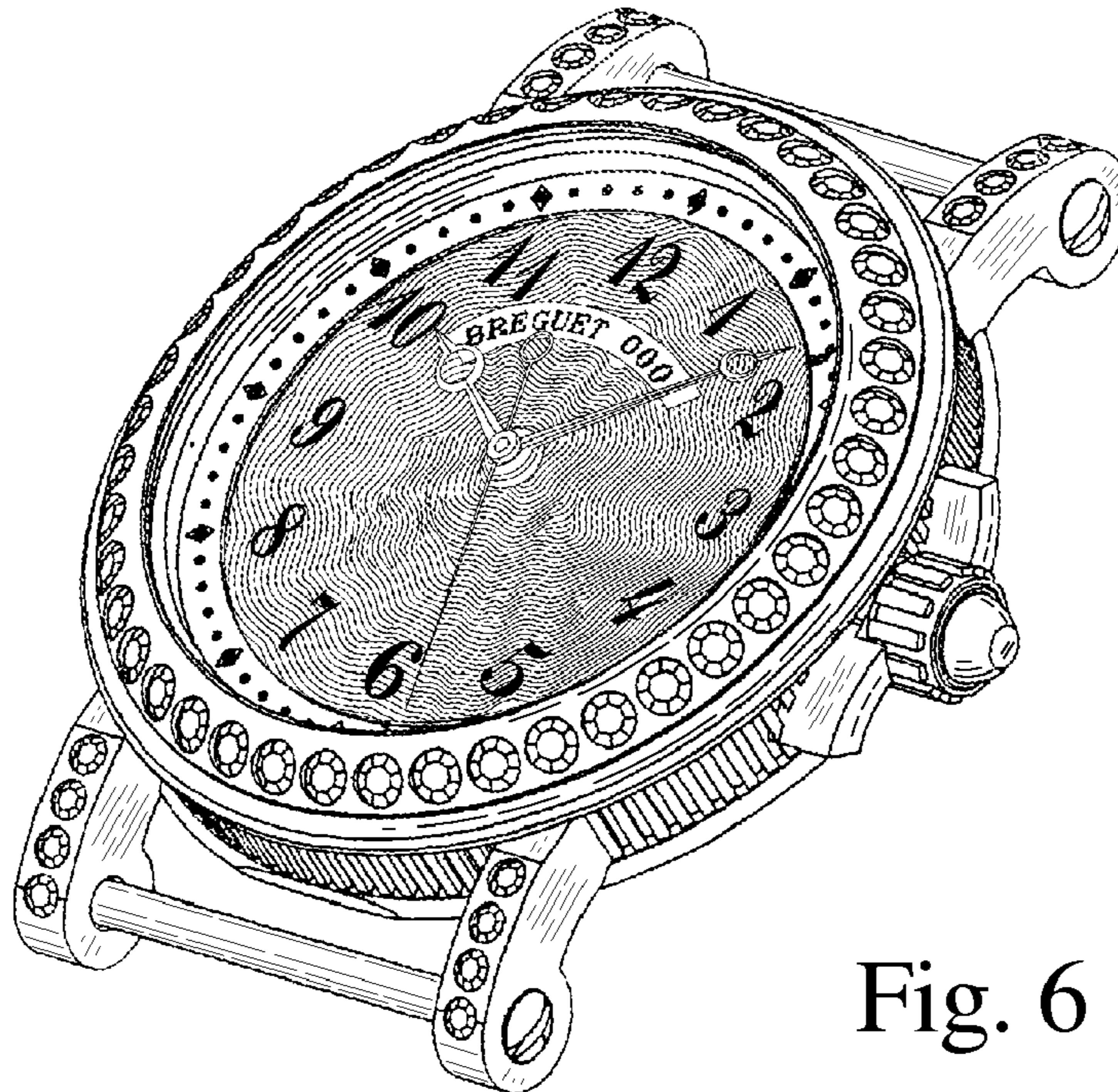
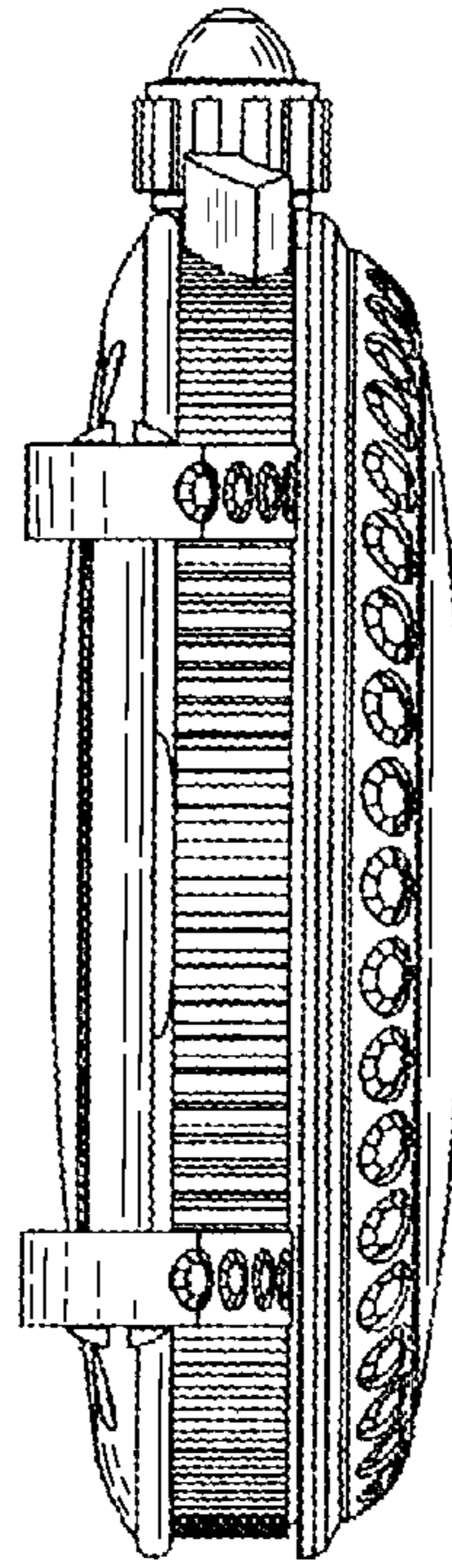


Fig. 6