



US00D559129S

(12) **United States Design Patent**
Laucella

(10) **Patent No.:** **US D559,129 S**
(45) **Date of Patent:** **** Jan. 8, 2008**

(54) **WATCH**

(75) Inventor: **Vincent Laucella**, Le Brassus (CH)

(73) Assignee: **Montres Breguet SA**, L'Abbaye (CH)

(**) Term: **14 Years**

(21) Appl. No.: **29/282,079**

(22) Filed: **Jul. 11, 2007**

Related U.S. Application Data

(62) Division of application No. 29/238,527, filed on Sep. 16, 2005.

Foreign Application Priority Data

Mar. 16, 2005 (WO) DM/066430

(51) **LOC (8) Cl.** **10-02**

(52) **U.S. Cl.** **D10/39**

(58) **Field of Classification Search** D10/30-39,
D10/123-126; 368/276, 281, 282, 285, 80,
368/223, 228, 232, 308, 288, 319, 21, 28
See application file for complete search history.

References Cited

U.S. PATENT DOCUMENTS

- 2,857,734 A * 10/1958 Weigenant 368/14
- 3,503,203 A * 3/1970 Gruner et al. 368/21
- 4,653,933 A * 3/1987 Reichel 368/282
- D350,288 S * 9/1994 Giardiello D10/30
- D351,559 S * 10/1994 Helleu D10/39

- D365,772 S * 1/1996 Wunderman D10/32
- D368,664 S * 4/1996 Schick et al. D10/39
- D371,079 S * 6/1996 Mijatovic D10/39
- D371,081 S * 6/1996 Mijatovic D10/39
- D372,201 S * 7/1996 Mijatovic D10/39
- 5,586,089 A * 12/1996 McGarvey 368/223
- D447,705 S * 9/2001 Scheufele D10/39
- D478,012 S * 8/2003 Tavenas D10/39
- D496,874 S * 10/2004 Nataf D10/126
- 6,894,951 B1 * 5/2005 Brandt et al. 368/80
- D508,859 S * 8/2005 Ho D10/30
- D517,432 S * 3/2006 Laucella D10/39
- D519,389 S * 4/2006 Takahashi D10/32
- D520,384 S * 5/2006 Scheufele D10/39
- D538,181 S * 3/2007 Sugiura D10/31

* cited by examiner

Primary Examiner—Lucy Lieberman

(74) *Attorney, Agent, or Firm*—Collen IP; Donald J. Ranft

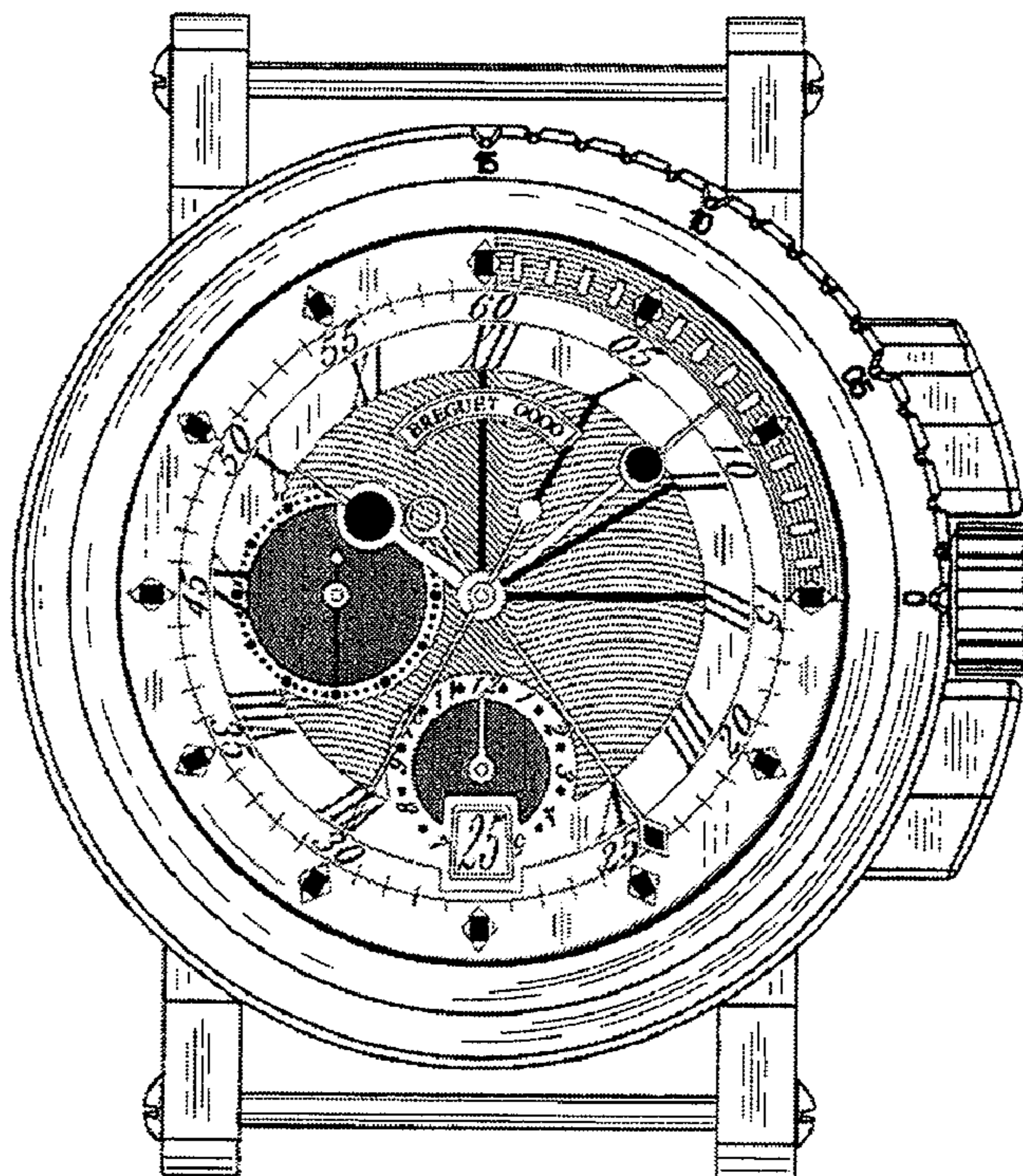
(57) **CLAIM**

The ornamental design for a watch, as shown and described.

DESCRIPTION

FIG. 1 is a front view of my new and ornamental watch;
 FIG. 2 is a right side view thereof;
 FIG. 3 is a left side view thereof;
 FIG. 4 is a bottom view thereof;
 FIG. 5 is a top view thereof; and,
 FIG. 6 is a perspective view thereof.

1 Claim, 2 Drawing Sheets



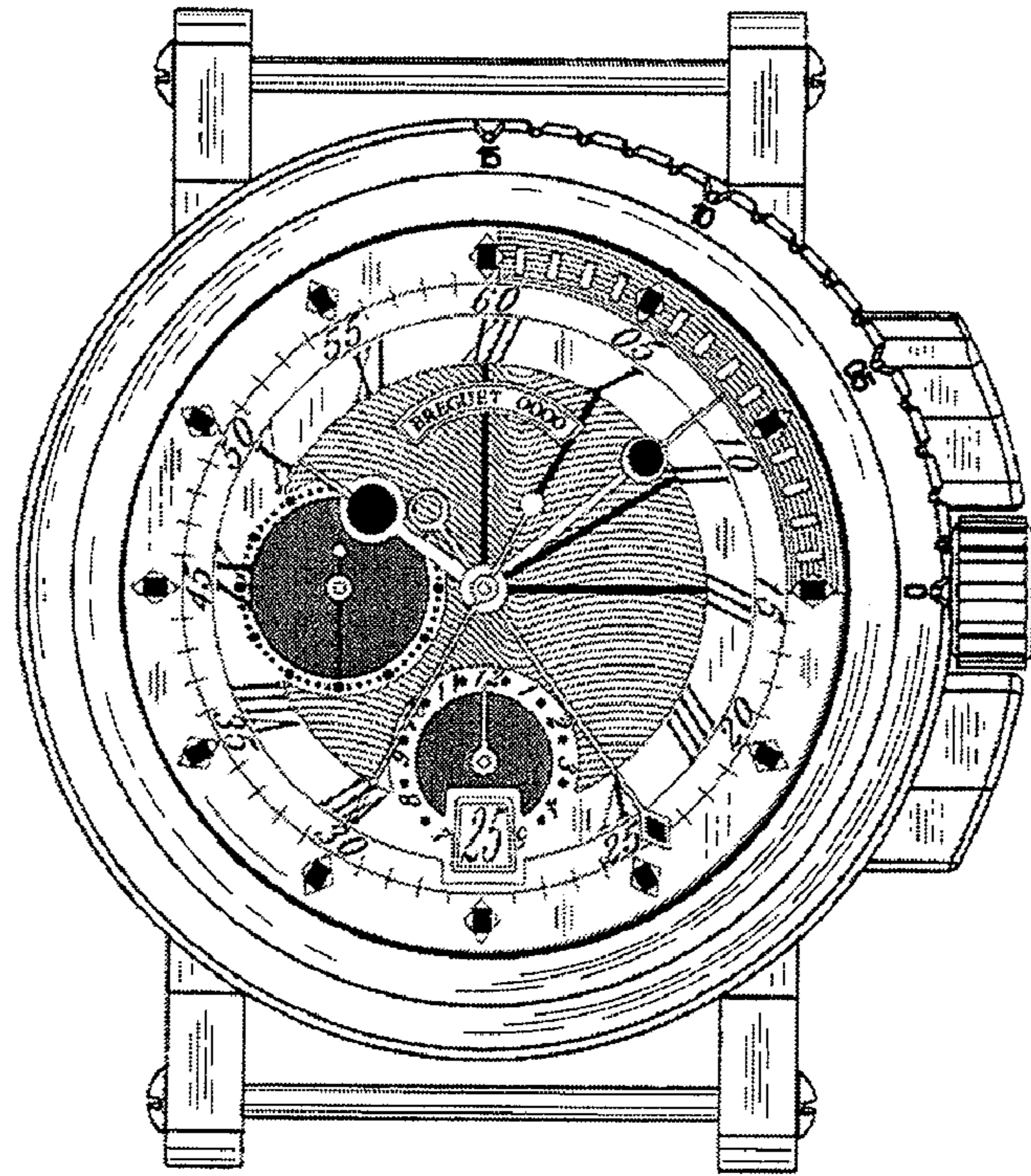


Fig. 1

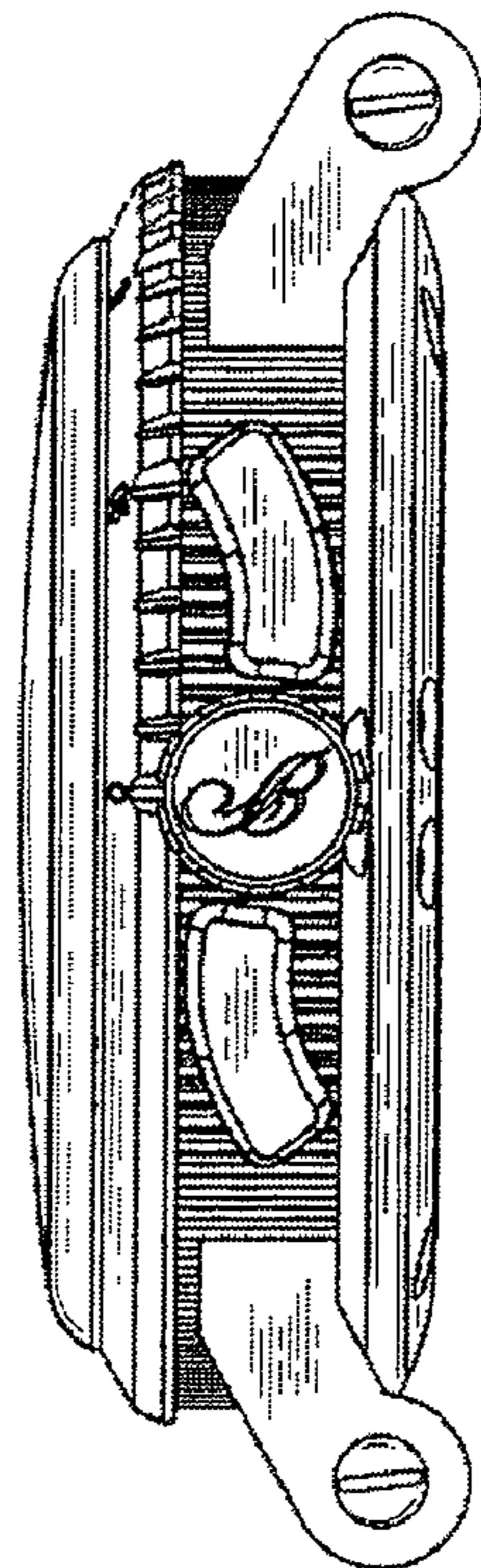


Fig. 2

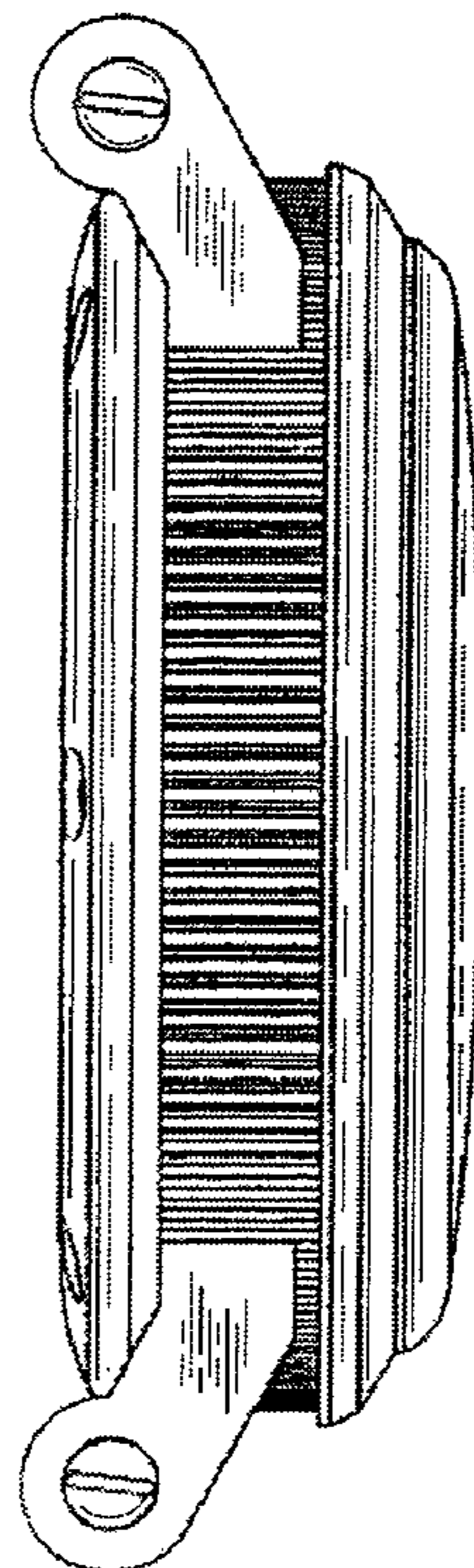


Fig. 3

Fig. 4

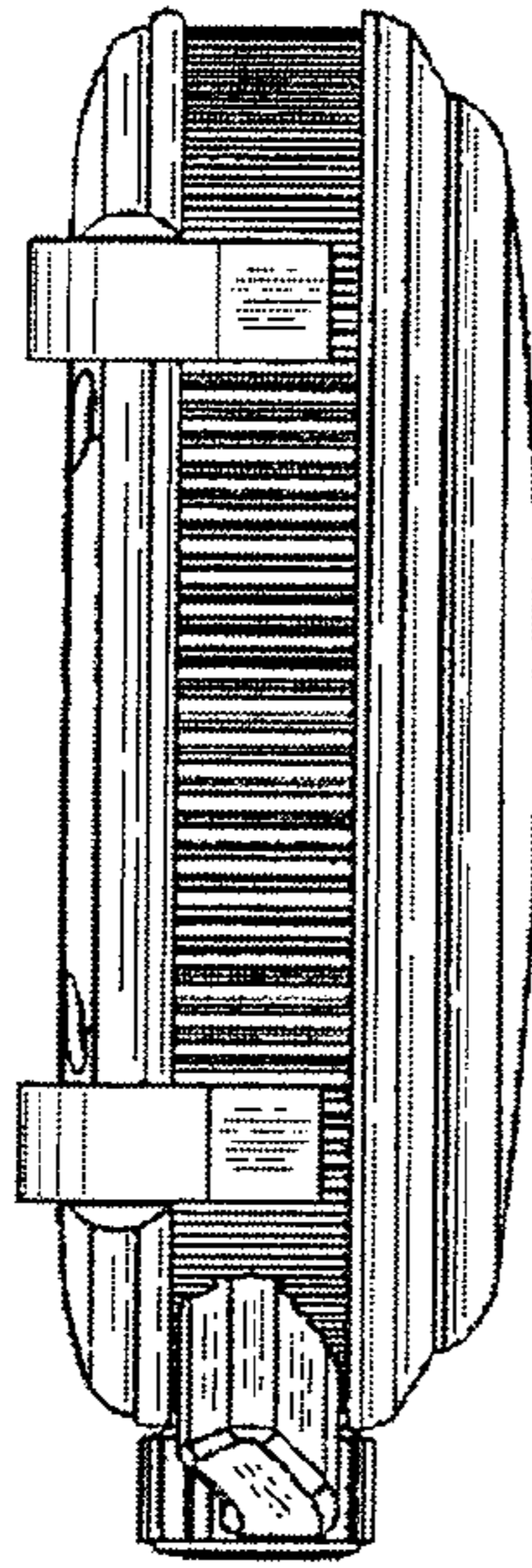


Fig. 5

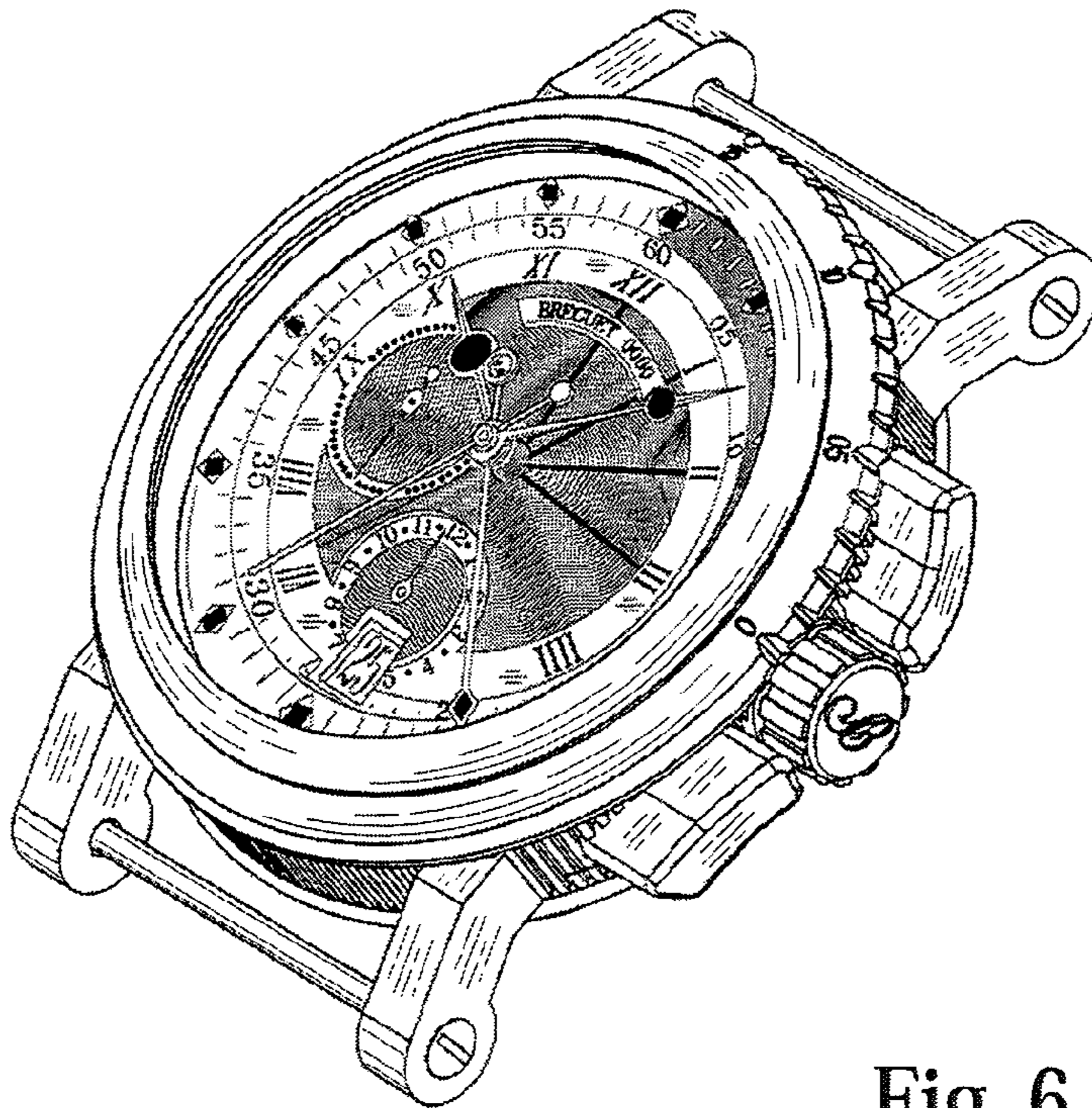
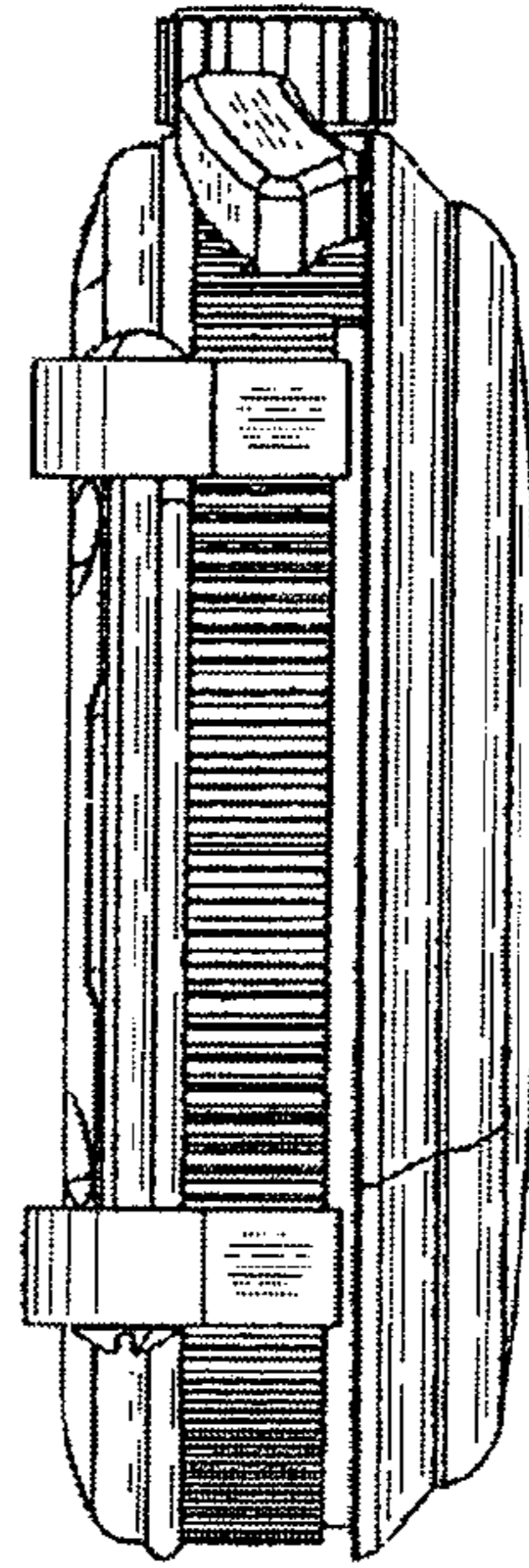


Fig. 6