



US00D559119S

(12) **United States Design Patent**
Stengel

(10) **Patent No.:** **US D559,119 S**

(45) **Date of Patent:** **** Jan. 8, 2008**

(54) **MULTI-CHAMBERED CONTAINER**

(75) Inventor: **Claus-Jürgen Stengel**, Binsfeld (DE)

(73) Assignee: **Stelioplast Roland Stengel**
Kunststoffverarbeitung GmbH (DE)

(**) Term: **14 Years**

(21) Appl. No.: **29/228,259**

(22) Filed: **Apr. 21, 2005**

(30) **Foreign Application Priority Data**

Nov. 2, 2004 (DE) 4 04 06 306

(51) **LOC (8) Cl.** **09-01**

(52) **U.S. Cl.** **D9/742**

(58) **Field of Classification Search** D9/682,
D9/684-694, 738-747, 516, 521-522, 524-528,
D9/531-532, 574-575; 215/6, 10, 381-385,
215/12.1, 396, 398, 400; 220/660, 669, 675
See application file for complete search history.

(56) **References Cited**

U.S. PATENT DOCUMENTS

- 4,646,948 A * 3/1987 Jennings 222/158 X
- D292,268 S * 10/1987 Costa D9/741
- 4,860,927 A * 8/1989 Grinde 222/158
- 4,881,652 A * 11/1989 Schiemann 215/398 X
- 4,889,255 A * 12/1989 Schiemann 215/6 X
- D315,867 S * 4/1991 Hestehave et al. D9/742
- D333,177 S * 2/1993 Poirier D9/742 X

- 5,447,245 A * 9/1995 Merhar 215/6
- D363,019 S * 10/1995 Arnold et al. D9/742
- D365,983 S * 1/1996 Triassi et al. D9/742
- D378,191 S * 2/1997 Wehrle et al. D9/742
- 5,692,626 A * 12/1997 Wehrle et al. 215/6
- 6,669,048 B2 * 12/2003 Eva et al. 215/6

* cited by examiner

Primary Examiner—Carol Rademaker

(74) *Attorney, Agent, or Firm*—Brooks Kushman P.C.

(57) **CLAIM**

The ornamental design for a multi-chambered container, as shown and described.

DESCRIPTION

FIG. 1 is a top, front, right side perspective view of multi-chambered container, of the present invention;

FIG. 2 is a front elevational view thereof;

FIG. 3 is a rear elevational view thereof;

FIG. 4 is a left side elevational view thereof;

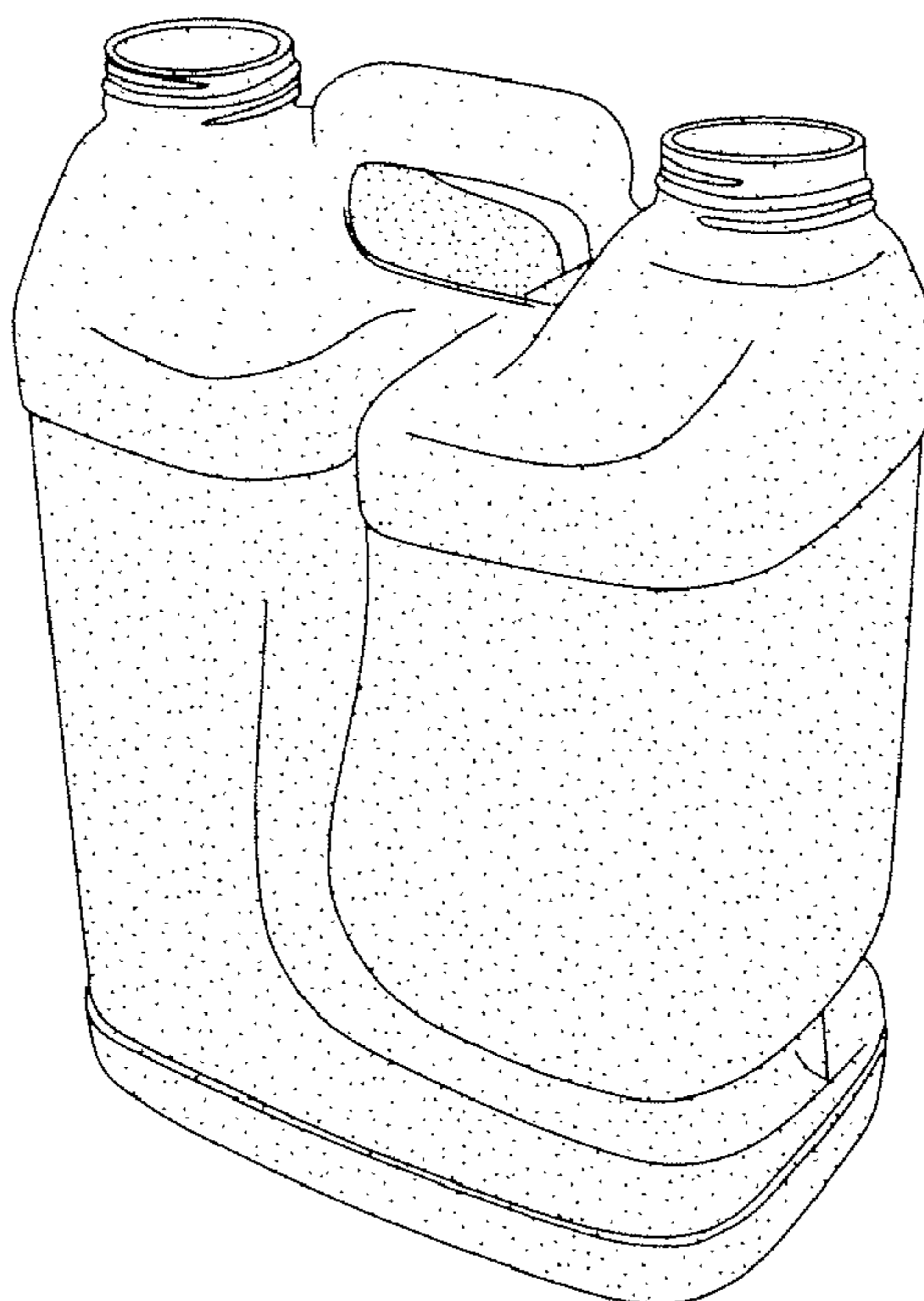
FIG. 5 is a right side elevational view thereof;

FIG. 6 is a top plan view thereof; and,

FIG. 7 is a bottom plan view thereof.

The broken lines shown in the drawings are for environmental purposes only and form no part of the claimed design.

1 Claim, 2 Drawing Sheets



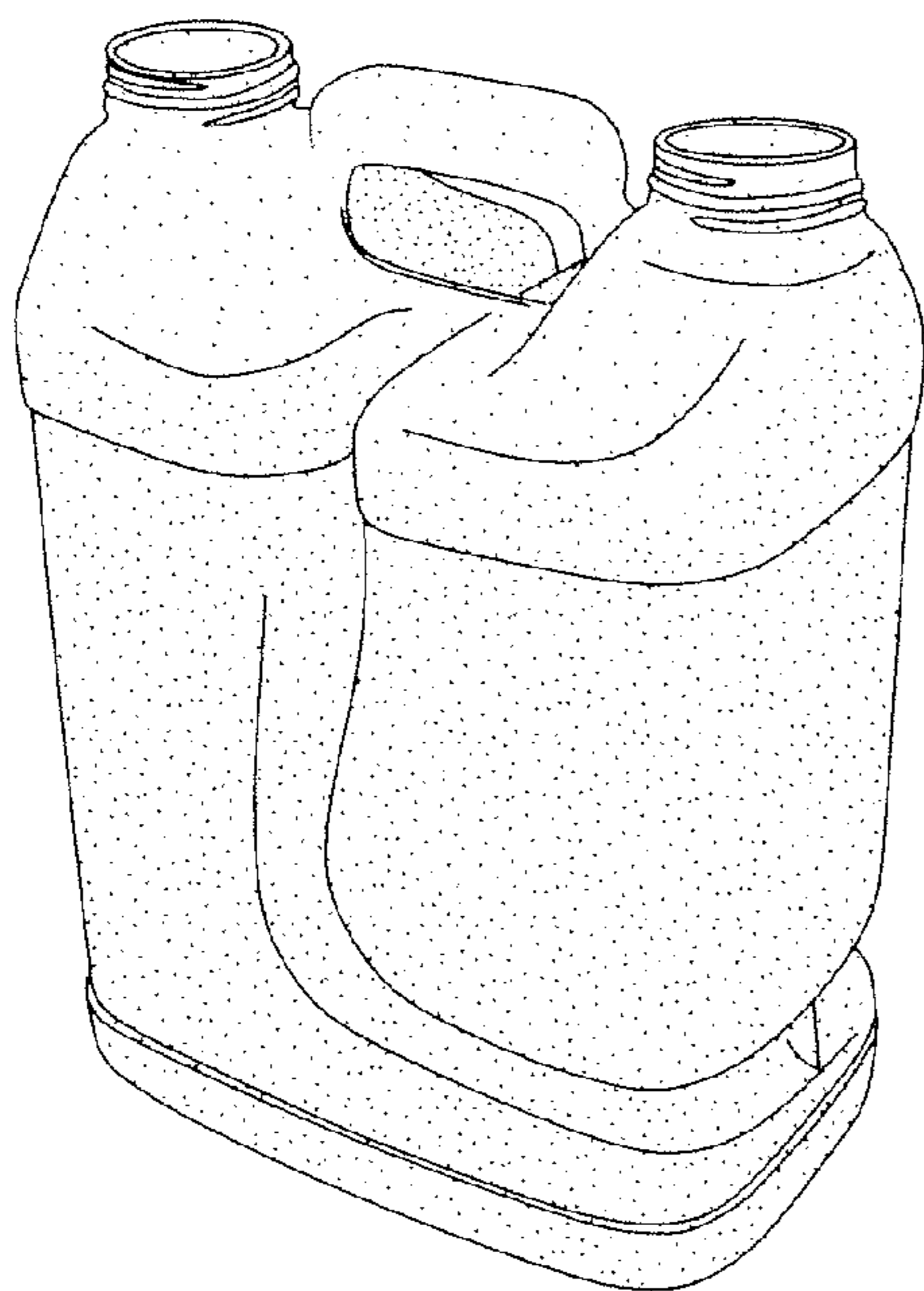


Fig. 1

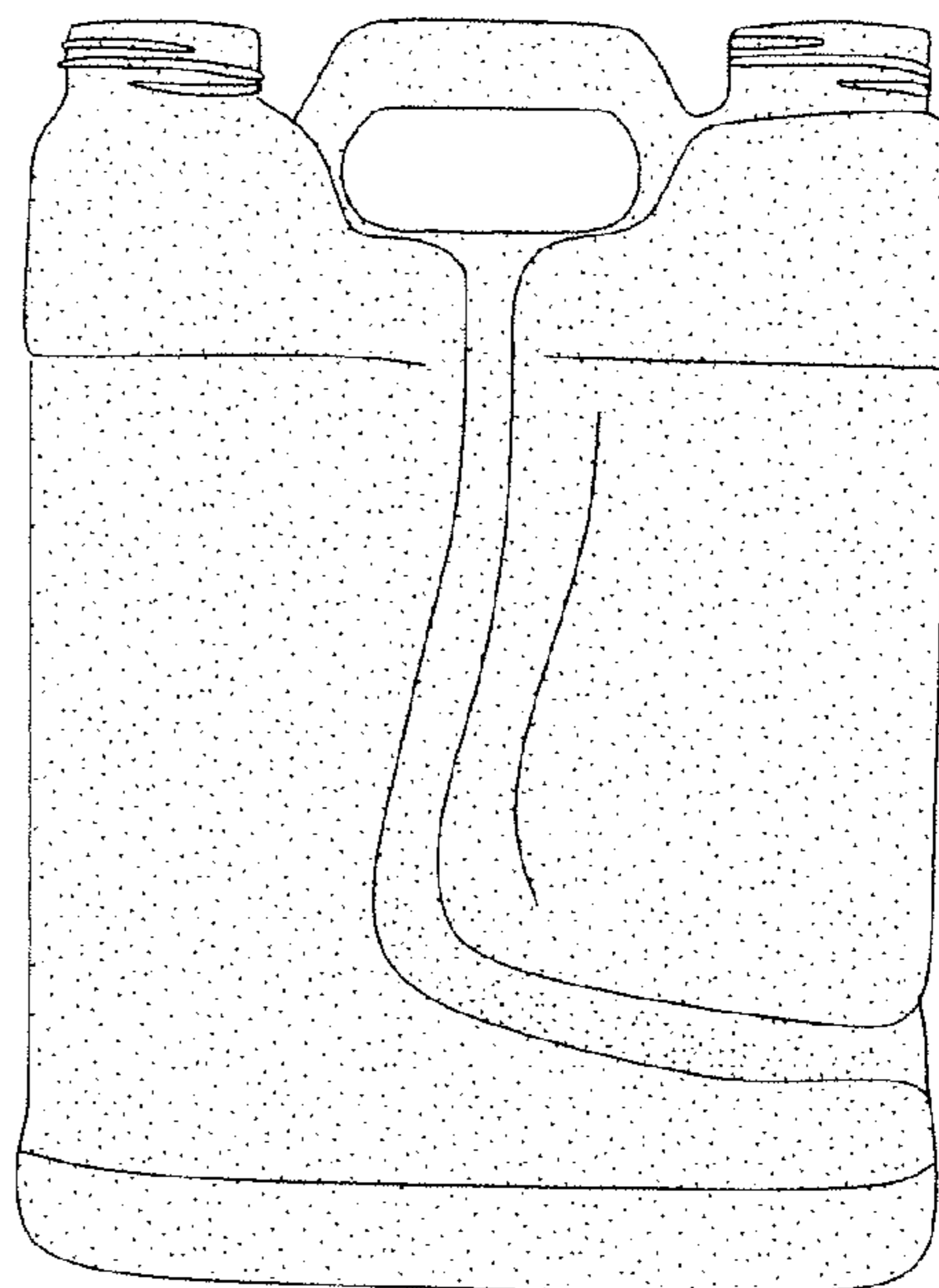


Fig. 2

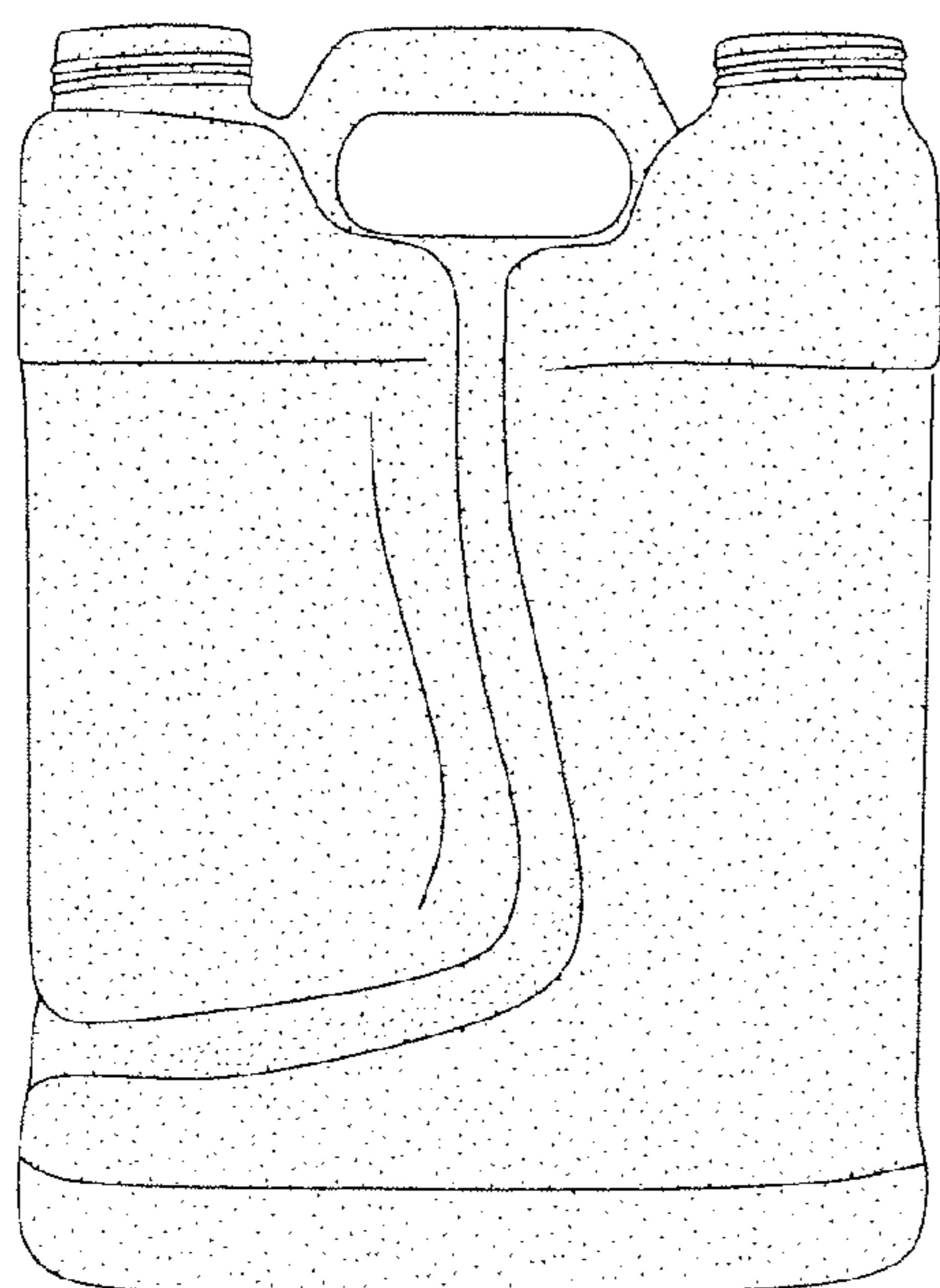


Fig. 3

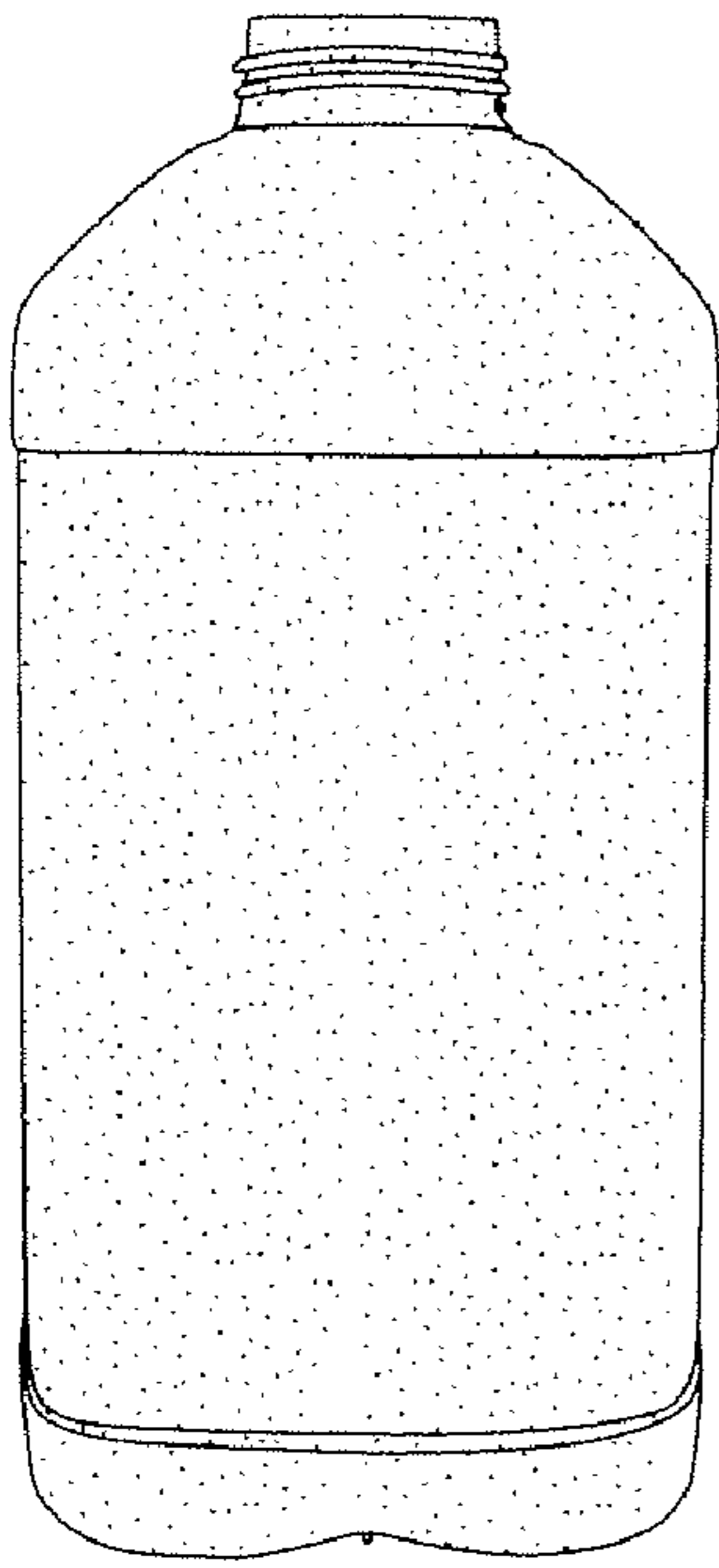


Fig. 4




Fig. 5

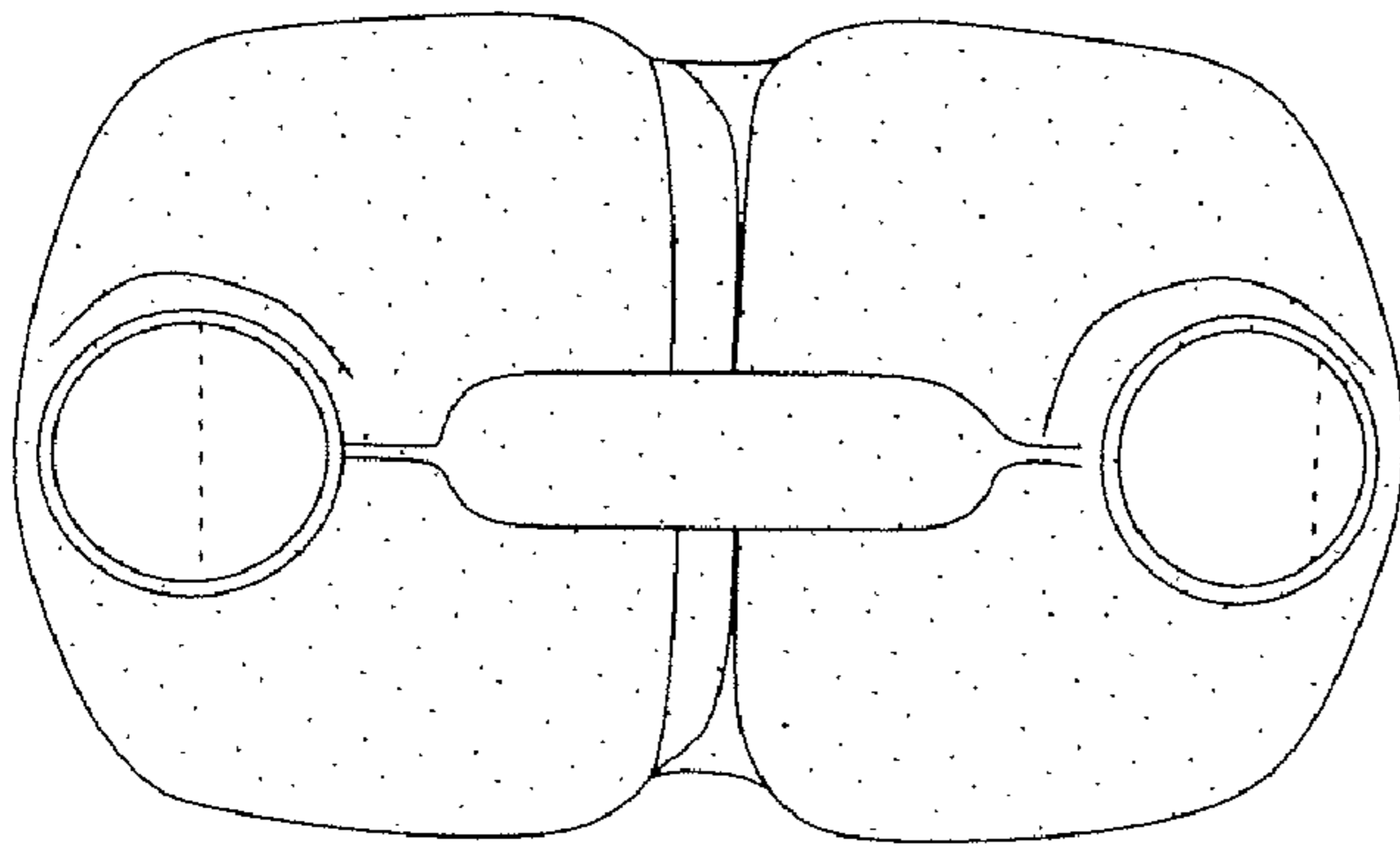


Fig. 6

Fig. 7

