



US00D559107S

(12) **United States Design Patent** (10) **Patent No.:** **US D559,107 S**  
**Bates et al.** (45) **Date of Patent:** **\*\* Jan. 8, 2008**

(54) **BOTTLE**  
(75) Inventors: **Christopher Eugene Bates**, Cincinnati, OH (US); **Susie Marie Seum**, Cincinnati, OH (US)

D518,374 S \* 4/2006 Floyd et al. .... D9/434  
D518,375 S \* 4/2006 Floyd et al. .... D9/434  
D518,376 S \* 4/2006 Floyd et al. .... D9/434  
D519,239 S \* 4/2006 Katagiri ..... D28/4  
D524,660 S \* 7/2006 Floyd et al. .... D9/550  
D527,824 S \* 9/2006 Mueller et al. .... D24/189

(73) Assignee: **The Procter & Gamble Company**, Cincinnati, OH (US)

\* cited by examiner

(\*\*) Term: **14 Years**

*Primary Examiner*—Stella M. Reid  
*Assistant Examiner*—Shanda C. Hill

(21) Appl. No.: **29/260,950**

(74) *Attorney, Agent, or Firm*—Ingrid Hackett; Julie A. McConihay; Kim William Zerby

(22) Filed: **Jun. 5, 2006**

(57) **CLAIM**

(51) **LOC (8) Cl.** ..... **09-01**

The ornamental design for a bottle, as shown and described.

(52) **U.S. Cl.** ..... **D9/516**

(58) **Field of Classification Search** ..... D9/414,  
D9/434, 516, 527–531, 550, 563; D20/10,  
D20/11, 22, 28, 99; D28/2, 4, 7; D24/189;  
2/206; 132/319; 215/40.41, 200, 205, 217,  
215/218, 223, 241, 379, 380, 382–385, 396,  
215/398; 220/200, 260, 890; 222/92, 109,  
222/210, 212, 215

**DESCRIPTION**

See application file for complete search history.

FIG. 1 is a perspective view of a bottle embodying our new design;

(56) **References Cited**

**U.S. PATENT DOCUMENTS**

5,765,231 A \* 6/1998 Leonard et al. .... 2/206  
D424,740 S \* 5/2000 Ono ..... D28/4  
6,530,379 B2 \* 3/2003 Iosilevich ..... 132/319  
D484,985 S \* 1/2004 Takizawa et al. .... D24/206  
D490,932 S \* 6/2004 Mammone ..... D28/7  
D511,573 S \* 11/2005 Mueller et al. .... D24/189  
D516,627 S \* 3/2006 Collins et al. .... D20/22

FIG. 2 is a left view thereof;

FIG. 3 is a front view thereof;

FIG. 4 is a right view thereof;

FIG. 5 is a rear view thereof;

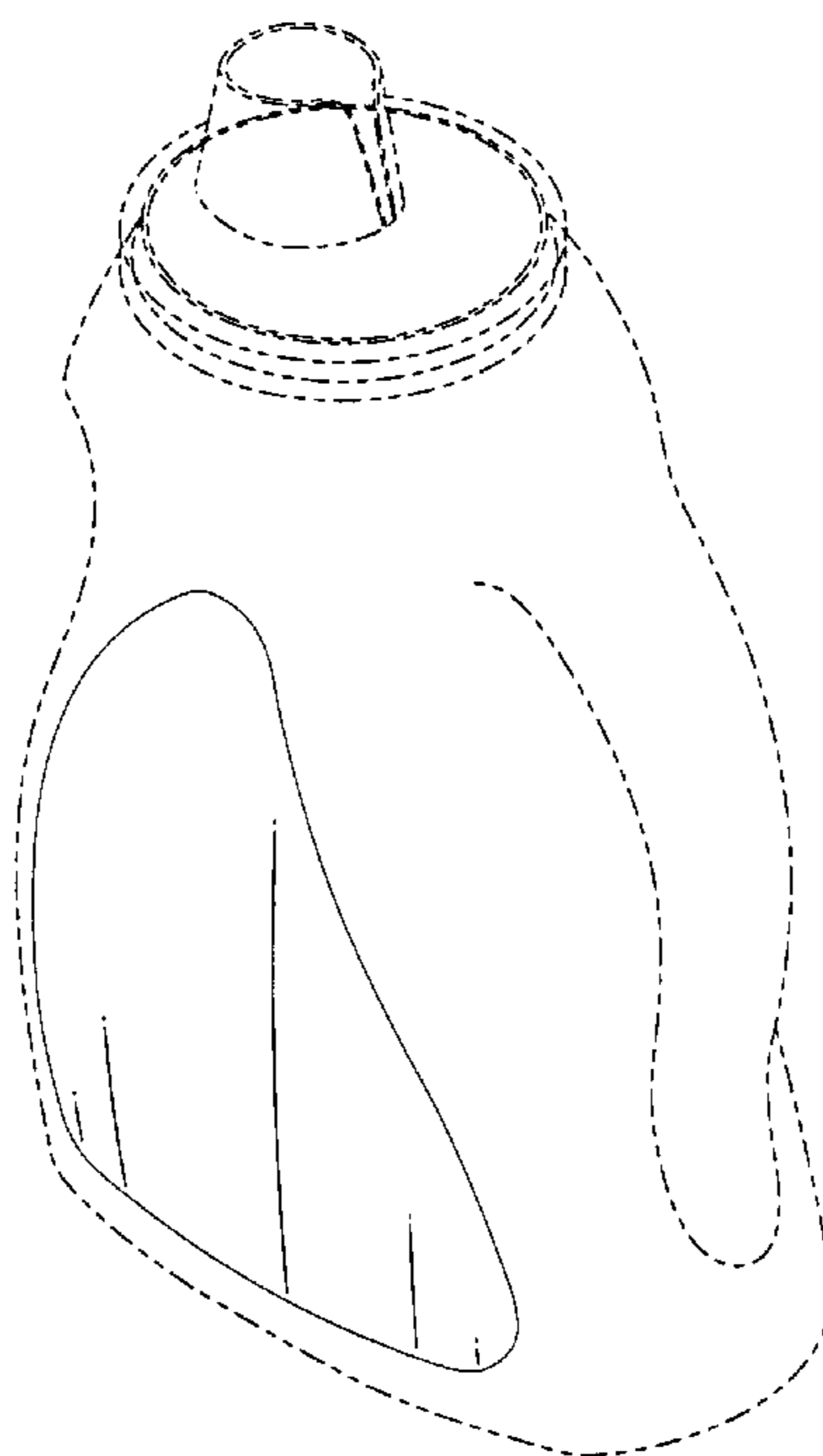
FIG. 6 is a top view thereof; and,

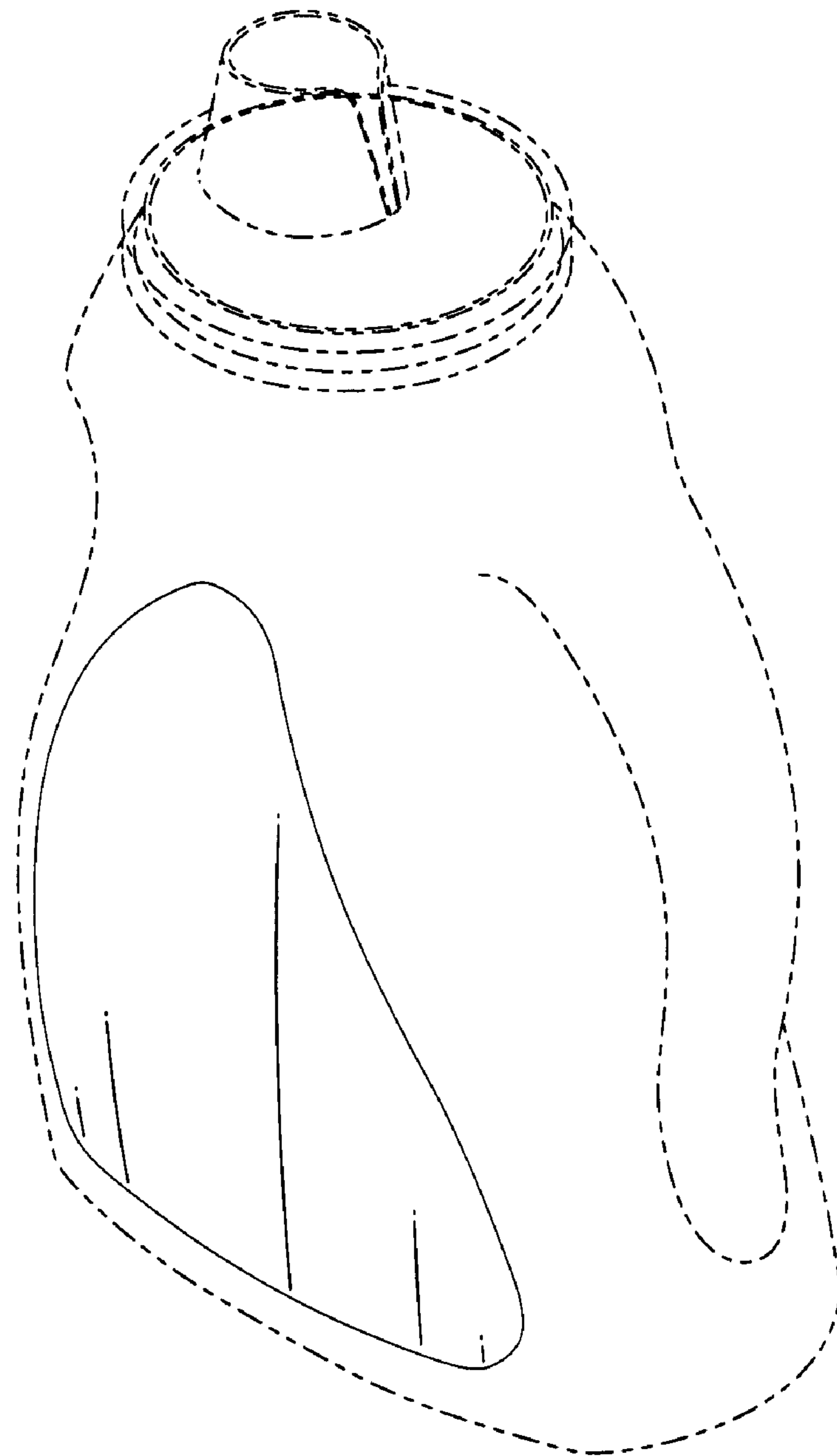
FIG. 7 is a bottom view thereof.

The broken lines shown in the drawings are for illustrative purposes only and form no part of the claimed design.

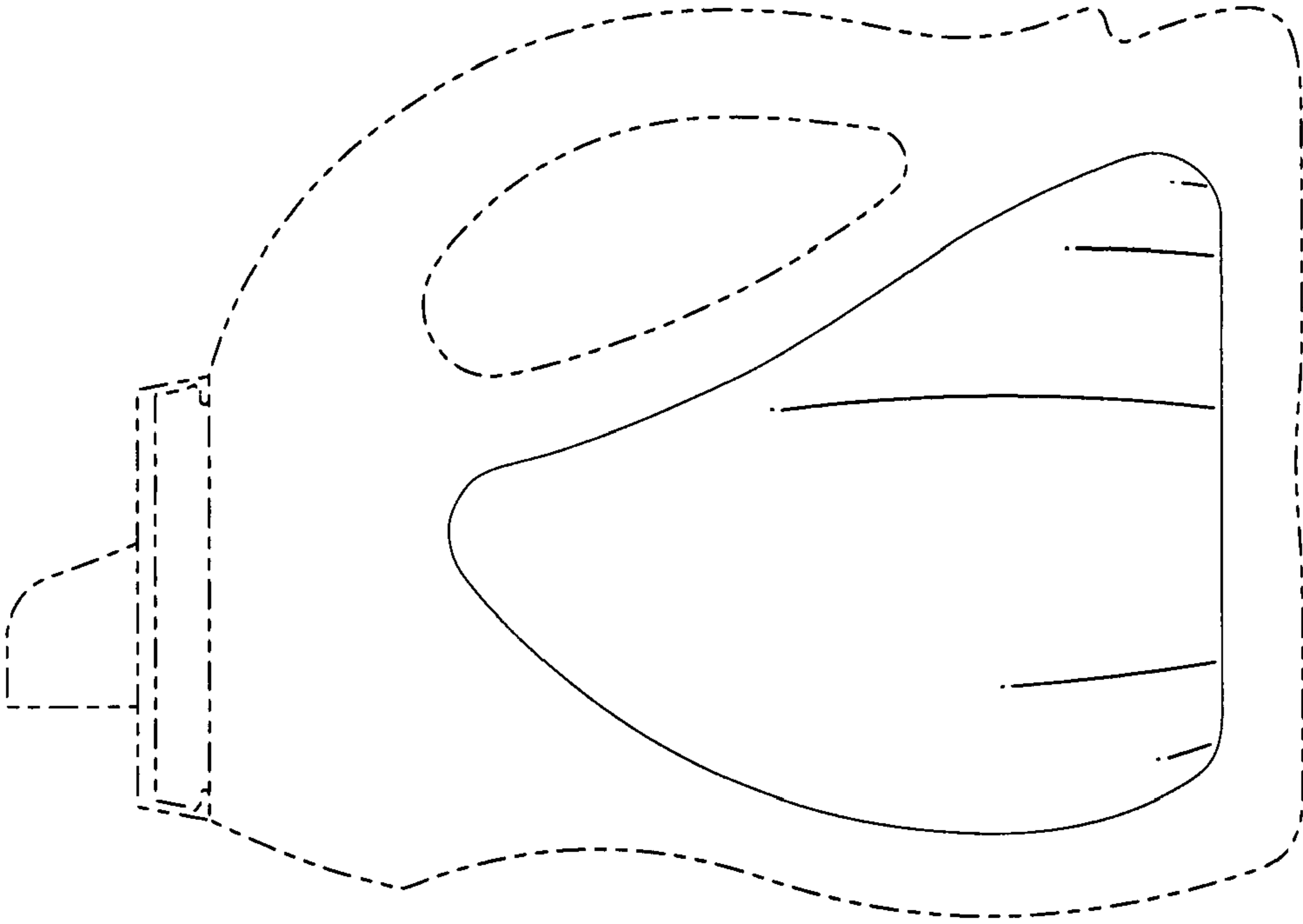
The sides not shown in the drawing disclosure form no part of the claimed design.

**1 Claim, 4 Drawing Sheets**






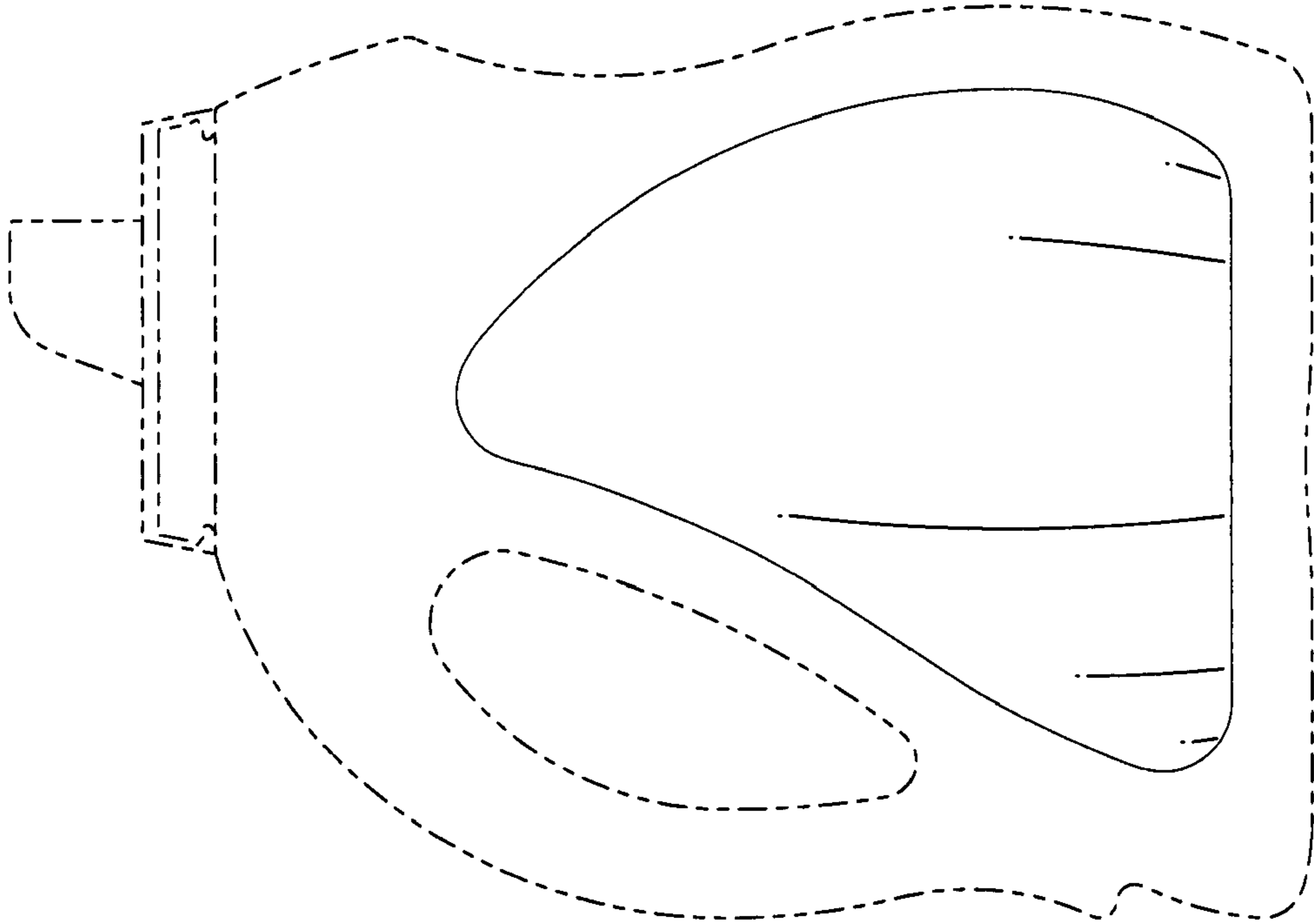
*Fig. 1*



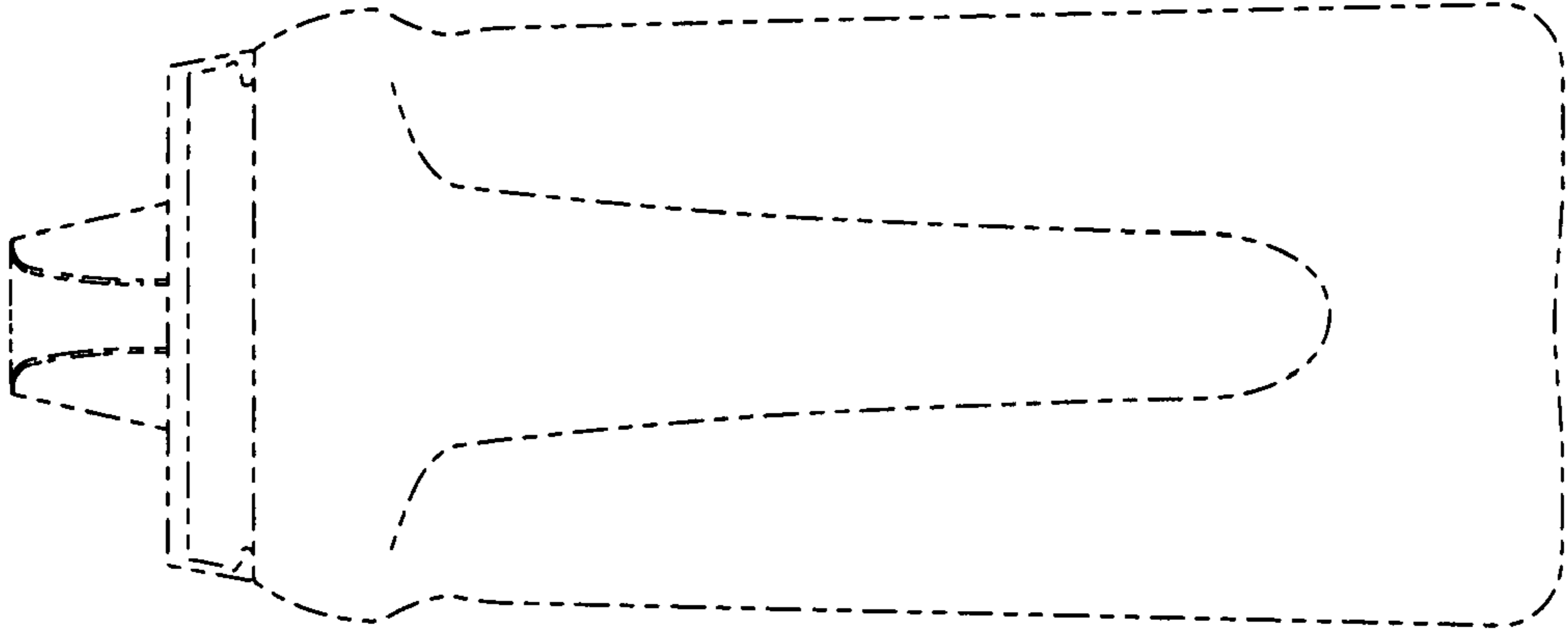
*Fig. 3*



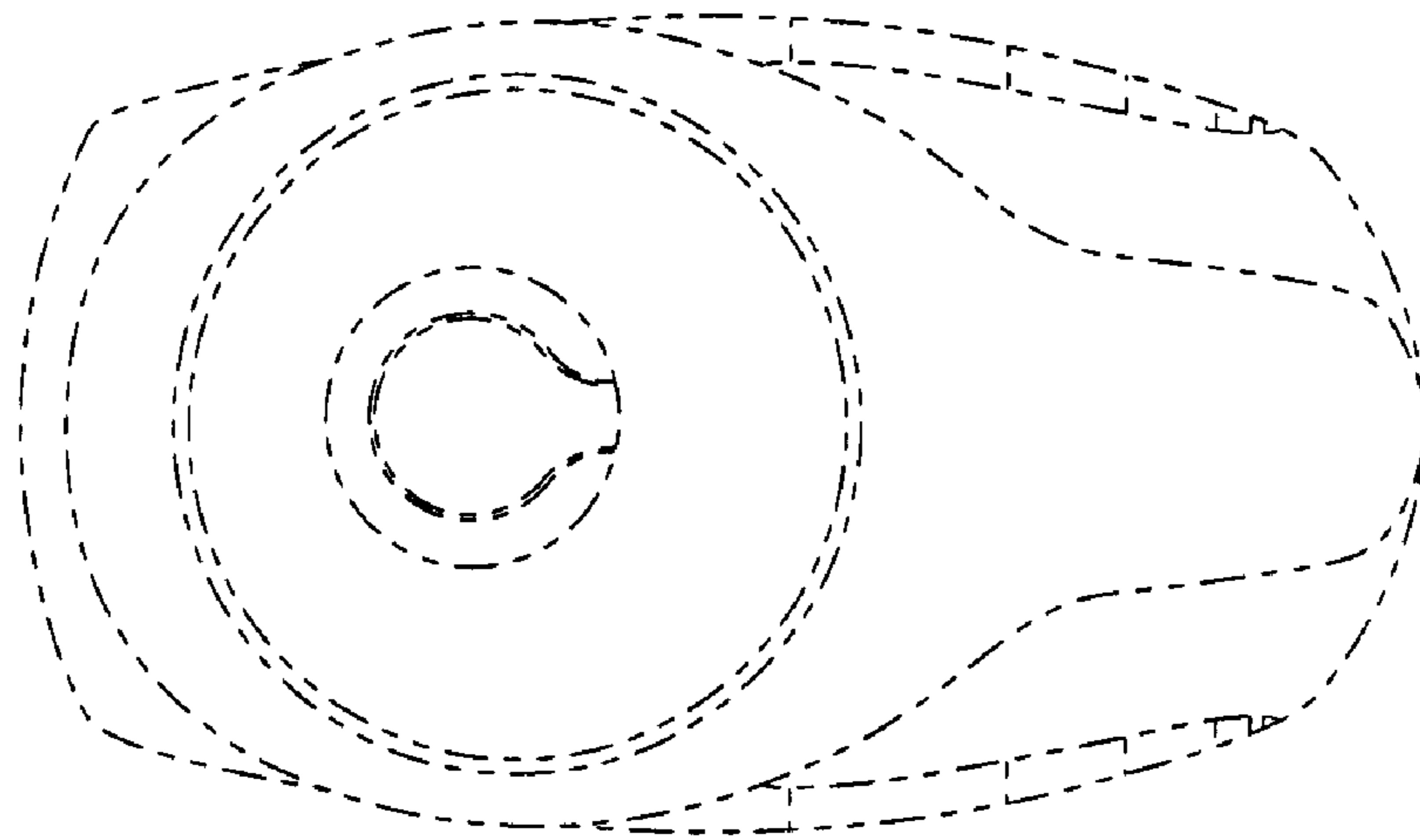
*Fig. 2*



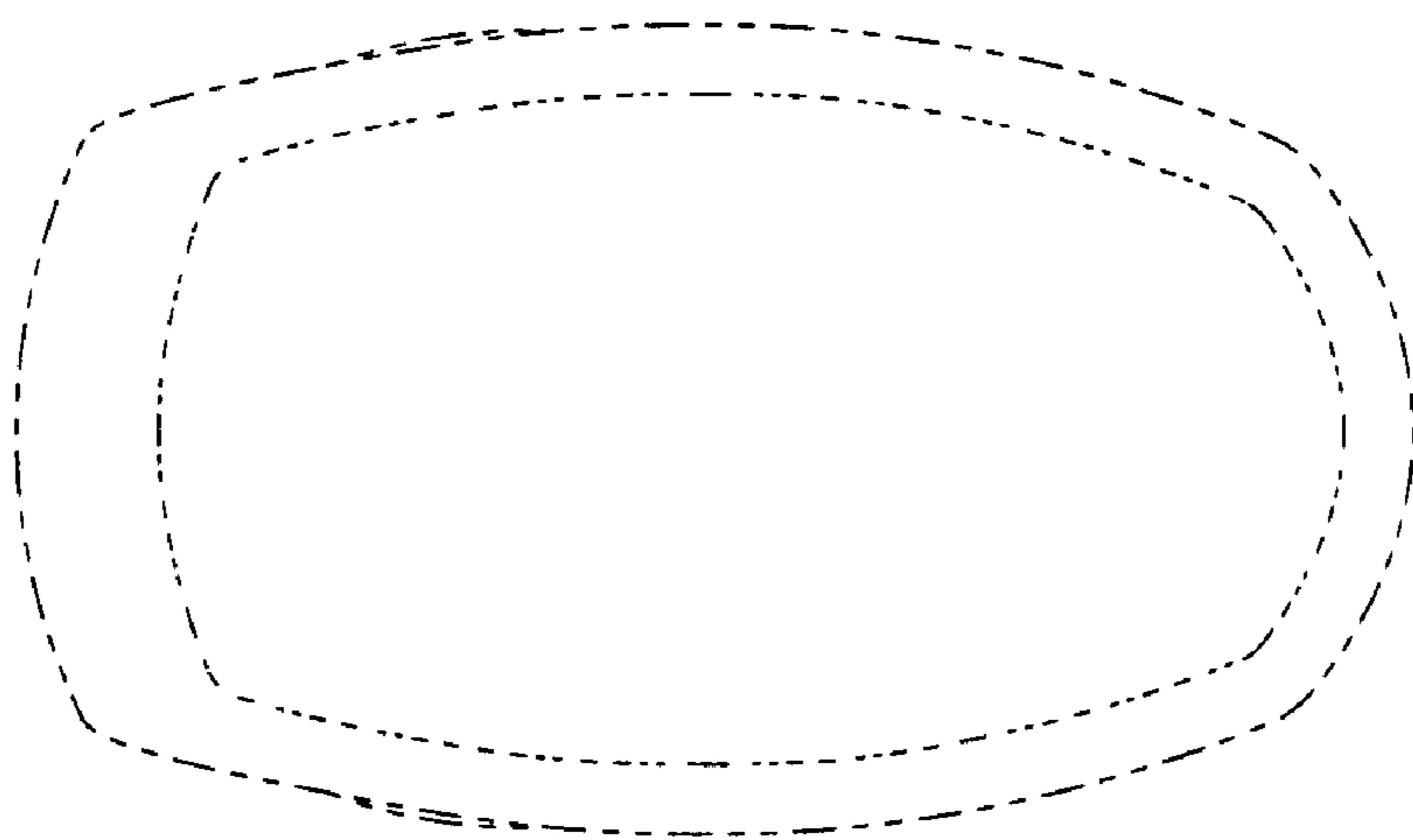
*Fig. 4*



*Fig. 5*



*Fig. 6*



*Fig. 7*