



US00D559103S

(12) **United States Design Patent**
Van Handel et al.

(10) **Patent No.:** **US D559,103 S**
(45) **Date of Patent:** **** Jan. 8, 2008**

- (54) **BUNGEE CORD PALLET**
- (75) Inventors: **Mark Van Handel**, Milwaukee, WI (US); **Chris Rohde**, West Allis, WI (US)
- (73) Assignee: **Master Lock Company LLC**, Oak Creek, WI (US)
- (**) Term: **14 Years**
- (21) Appl. No.: **29/259,896**
- (22) Filed: **May 17, 2006**

D215,405 S	9/1969	Patnaude
3,595,123 A	7/1971	Wurzel
4,215,828 A	8/1980	Rathbun et al.
4,258,843 A	3/1981	Wymer
5,139,208 A	8/1992	Schooley
5,845,787 A	12/1998	Dunnivant, Jr.
6,099,060 A	8/2000	Towers
6,142,405 A	11/2000	Black
6,302,347 B1	10/2001	Amirault
6,488,240 B1	12/2002	Brooker et al.
2003/0057124 A1	3/2003	White

Primary Examiner—Catherine Tuttle
(74) *Attorney, Agent, or Firm*—Calfee, Halter & Griswold LLP

Related U.S. Application Data

- (62) Division of application No. 29/212,295, filed on Aug. 30, 2004.

- (51) **LOC (8) Cl.** **09-08**
- (52) **U.S. Cl.** **D9/434; D9/415; D9/456**
- (58) **Field of Classification Search** D8/354, D8/356, 358, 360.1, 382; D9/715, 722, 737, D9/750, 419, 434, 455–457, 499; D12/400, D12/406, 223; 206/225, 702, 339, 495, 386, 206/597, 49, 388, 389, 408, 442, 526, 805, 206/815, 822, 756, 763; 242/405, 405.1, 242/405.2, 405.3, 588, 588.2, 588.4, 613, 242/613.3; 191/12.2 R

See application file for complete search history.

(56) **References Cited**

U.S. PATENT DOCUMENTS

1,441,266 A	1/1923	Clune
D101,060 S	9/1936	Munn
D211,322 S	6/1968	Updegraff et al.

(57) **CLAIM**

The ornamental design for a bungee cord pallet, as shown and described.

DESCRIPTION

FIG. 1 is a perspective view of a bungee cord pallet of the new design;

FIG. 2 is a top view of the bungee cord pallet of FIG. 1;

FIG. 3 is a left side view of the bungee cord pallet of FIG. 1;

FIG. 4 is a front view of the bungee cord pallet of FIG. 1;

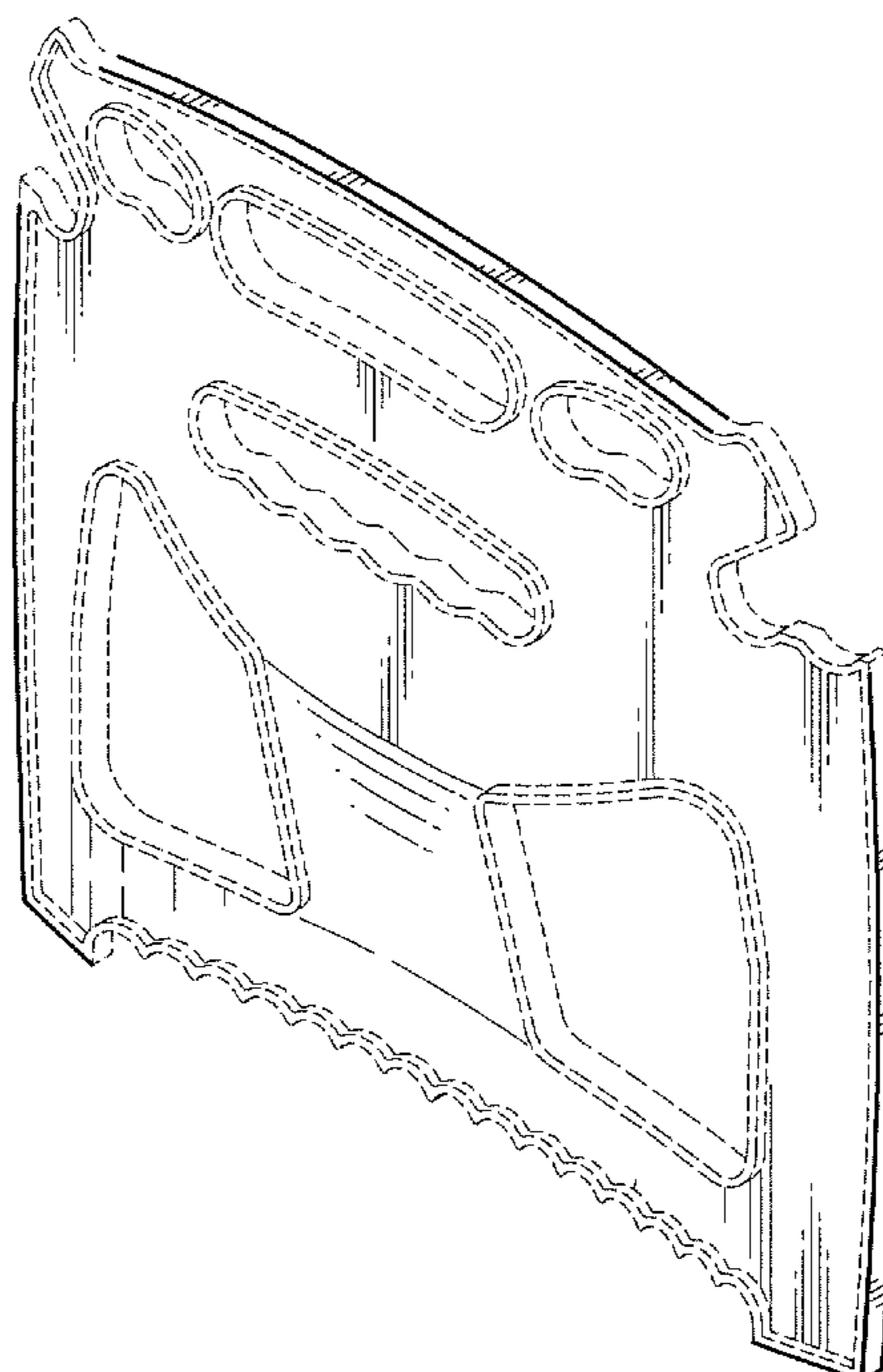
FIG. 5 is a bottom view of the bungee cord pallet of FIG. 1;

FIG. 6 is a right side view of the bungee cord pallet of FIG. 1; and,

FIG. 7 is a back view of the bungee cord pallet of FIG. 1;

The portions of the Figures shown in phantom lines are not part of the claimed design but are for illustration only.

1 Claim, 3 Drawing Sheets



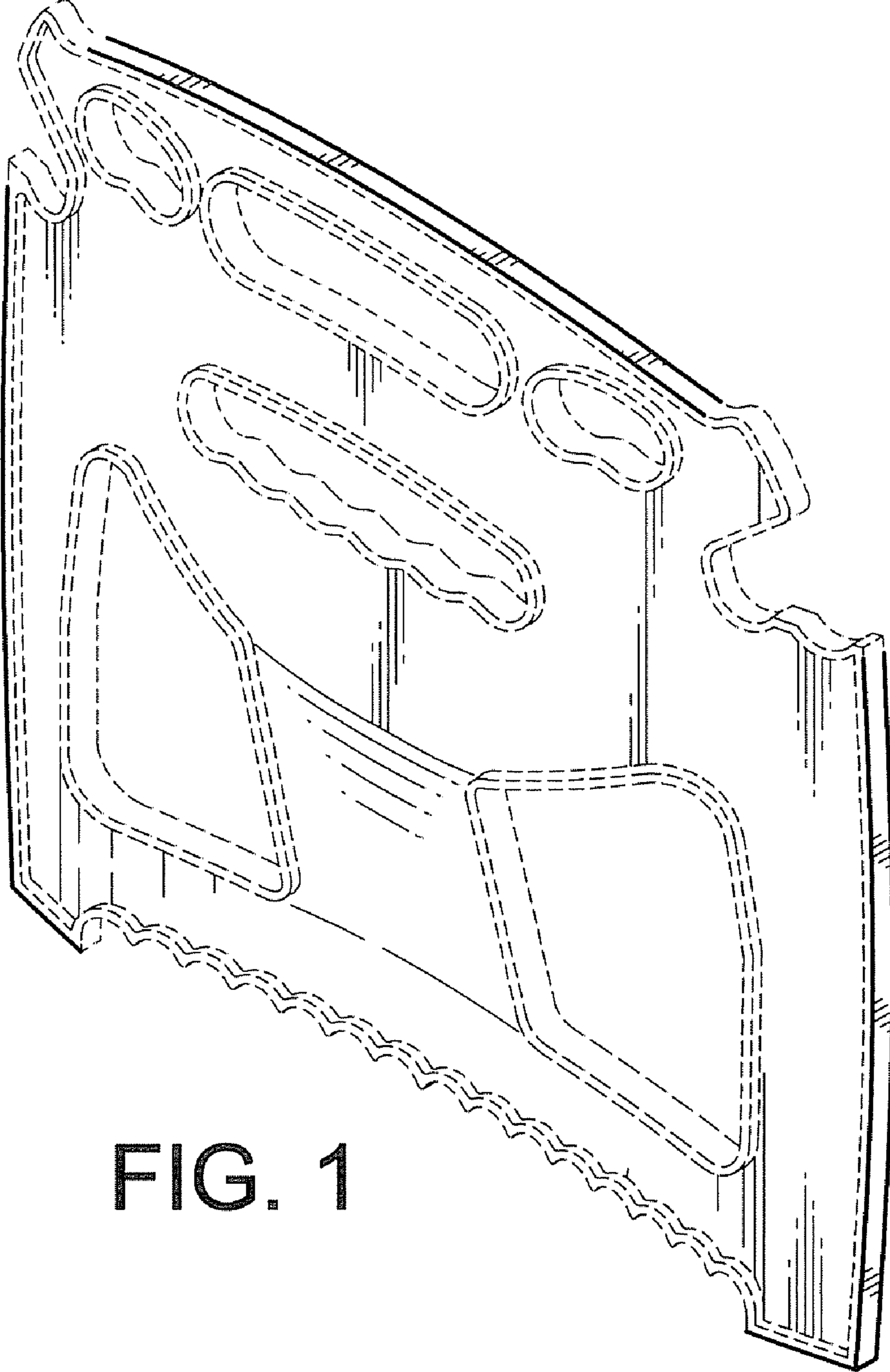


FIG. 1

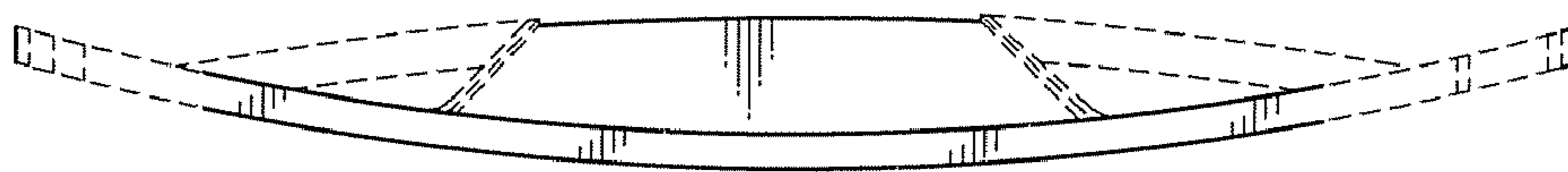


FIG. 2




FIG. 3




FIG. 4




FIG. 5




FIG. 6




FIG. 7