



US00D559093S

(12) **United States Design Patent**  
**Kubota**

(10) **Patent No.:** **US D559,093 S**  
(45) **Date of Patent:** **\*\* Jan. 8, 2008**

(54) **MALE MEMBER FOR A WALL HANGER**

D368,534 S \* 4/1996 McGovern ..... D25/119  
D489,465 S \* 5/2004 Allsopp ..... D25/119  
D529,199 S \* 9/2006 Folliard ..... D25/119

(75) Inventor: **Harunobu Kubota**, Tokyo (JP)

(73) Assignee: **Sugatsune Kogyo Co., Ltd.**,  
Chiyoda-ku, Tokyo (JP)

(\*\*) Term: **14 Years**

(21) Appl. No.: **29/236,359**

(22) Filed: **Aug. 16, 2005**

(30) **Foreign Application Priority Data**

Feb. 23, 2005 (JP) ..... 2005-004888

(51) **LOC (8) Cl.** ..... **08-08**

(52) **U.S. Cl.** ..... **D8/385**

(58) **Field of Classification Search** ..... D25/74,  
D25/75, 119-124, 136; 52/716; D8/377,  
D8/385

See application file for complete search history.

(56) **References Cited**

**U.S. PATENT DOCUMENTS**

D240,707 S \* 7/1976 Rudinski ..... D8/377  
D260,075 S \* 8/1981 Baker, Sr. .... D8/377  
D328,139 S \* 7/1992 Boer ..... D25/119  
D354,733 S \* 1/1995 Ingraham ..... D13/155  
D356,645 S \* 3/1995 Boer ..... D25/119

\* cited by examiner

*Primary Examiner*—Holly H. Baynham

*Assistant Examiner*—Sheryl Friedman

(74) *Attorney, Agent, or Firm*—Bacon & Thomas PLLC

(57) **CLAIM**

The ornamental design for a male member for a wall hanger, as shown and described.

**DESCRIPTION**

FIG. 1 is a plan view of a male member for a wall hanger embodying my new design;

FIG. 2 is a front view thereof;

FIG. 3 is a bottom view thereof;

FIG. 4 is a left side view thereof;

FIG. 5 is a rear view thereof; and,

FIG. 6 is an example of use thereof.

The broken line showing the environment in which the male member for a wall hanger is used is included for the purpose of illustrating environmental structure and forms no part of the claimed design.

**1 Claim, 3 Drawing Sheets**





FIG. 1




FIG. 2

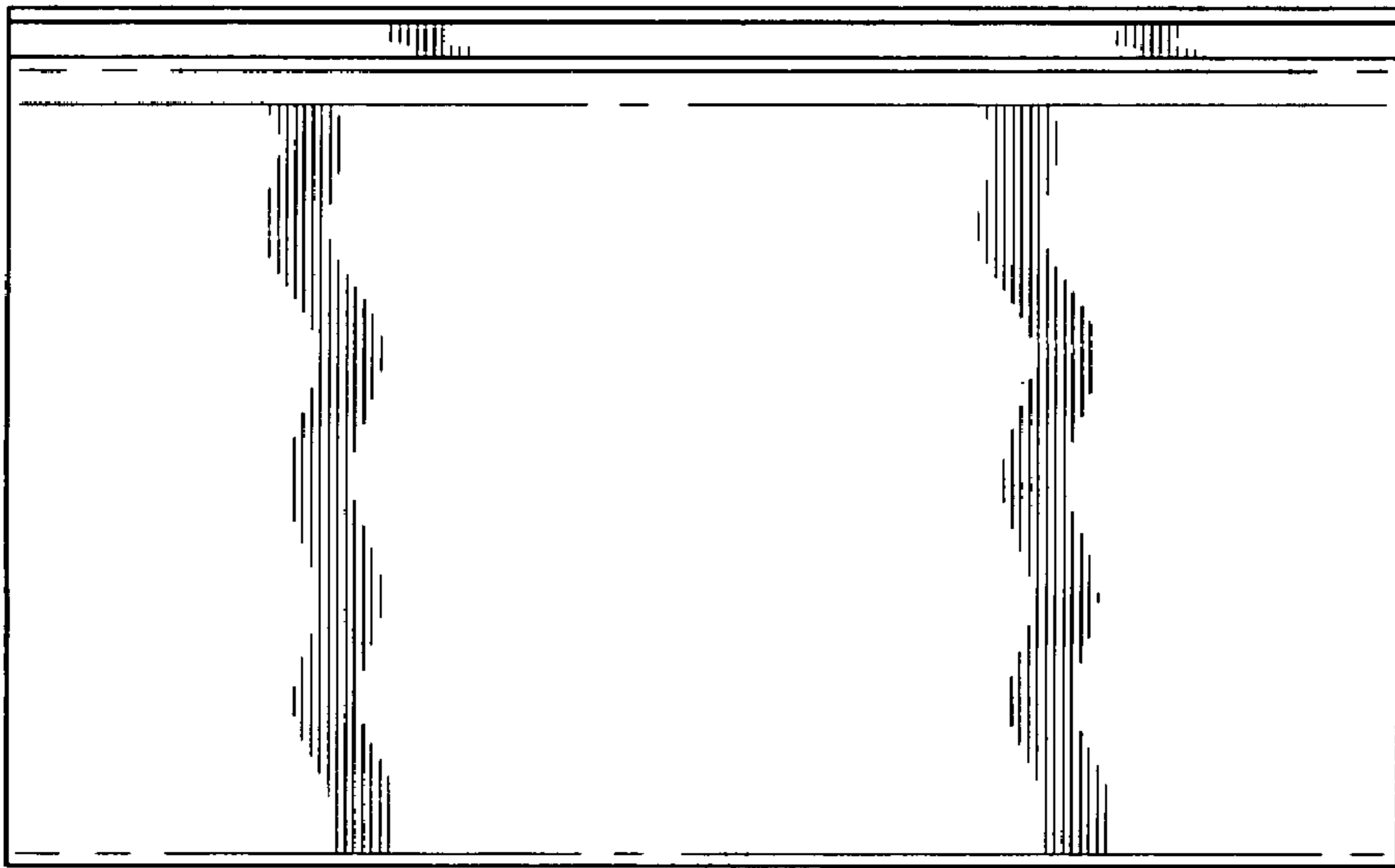


FIG. 3




FIG. 4





FIG. 5



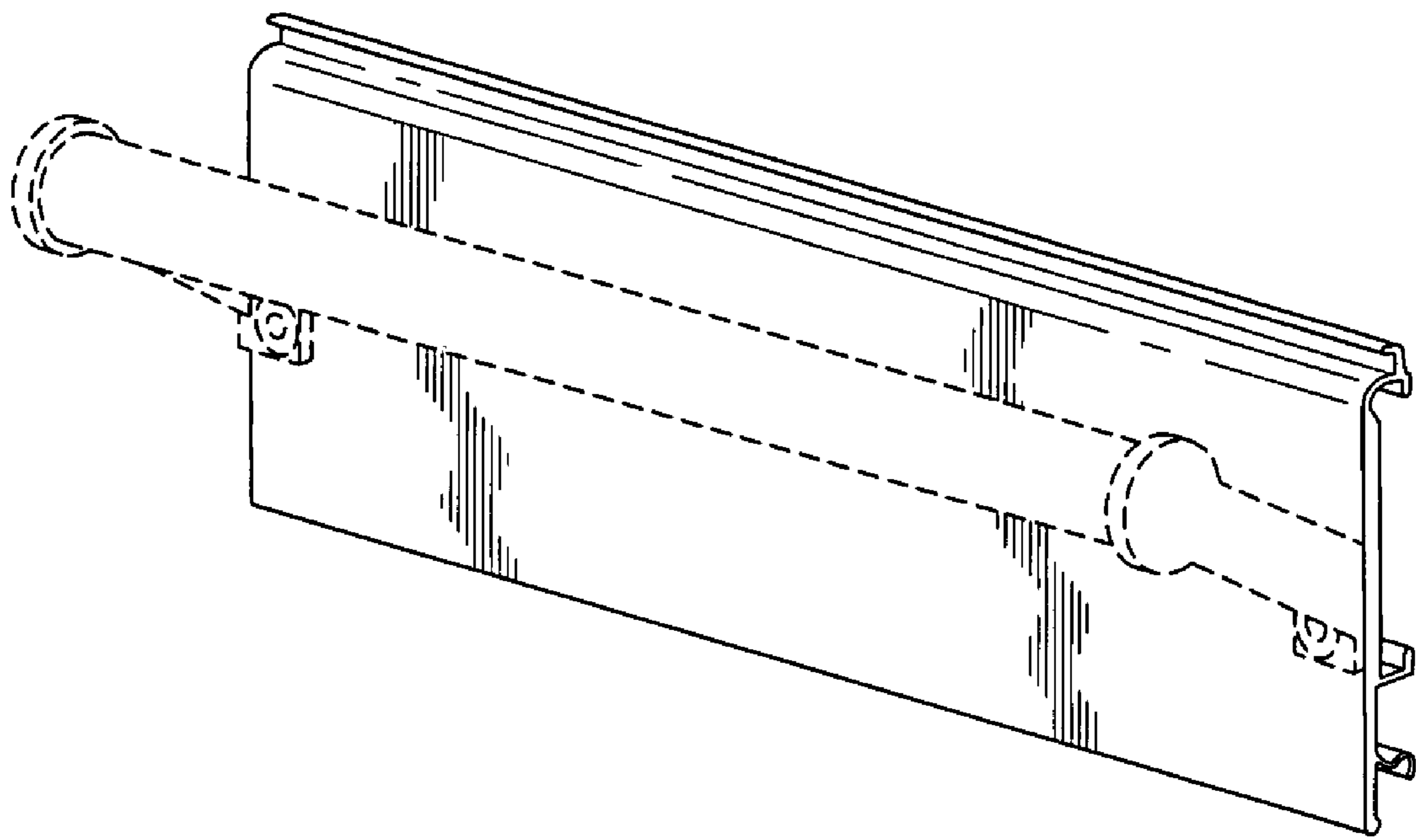


FIG. 6