



US00D559080S

(12) **United States Design Patent**  
**Boote**

(10) **Patent No.:** **US D559,080 S**

(45) **Date of Patent:** **\*\* Jan. 8, 2008**

(54) **SPACER**

D362,382 S \* 9/1995 Cloud ..... D8/354  
D525,181 S \* 7/2006 Horner ..... D12/180

(76) Inventor: **Carey J. Boote**, 14000 172<sup>nd</sup> Ave.,  
Grand Haven, MI (US) 49417

\* cited by examiner

(\*\*) Term: **14 Years**

*Primary Examiner*—Holly H. Baynham

(74) *Attorney, Agent, or Firm*—King & Partners, PLC

(21) Appl. No.: **29/226,227**

(57) **CLAIM**

(22) Filed: **Mar. 25, 2005**

The ornamental design for a spacer, as shown and described.

(51) **LOC (8) Cl.** ..... **08-05**

(52) **U.S. Cl.** ..... **D8/354**

(58) **Field of Classification Search** ..... D8/354;  
D12/180, 124; 188/73.31, 73.39

See application file for complete search history.

**DESCRIPTION**

FIG. 1 is a front perspective view of the spacer, showing, in particular, the ornamental design thereof; and

FIG. 2 is a top plan view thereof; and,

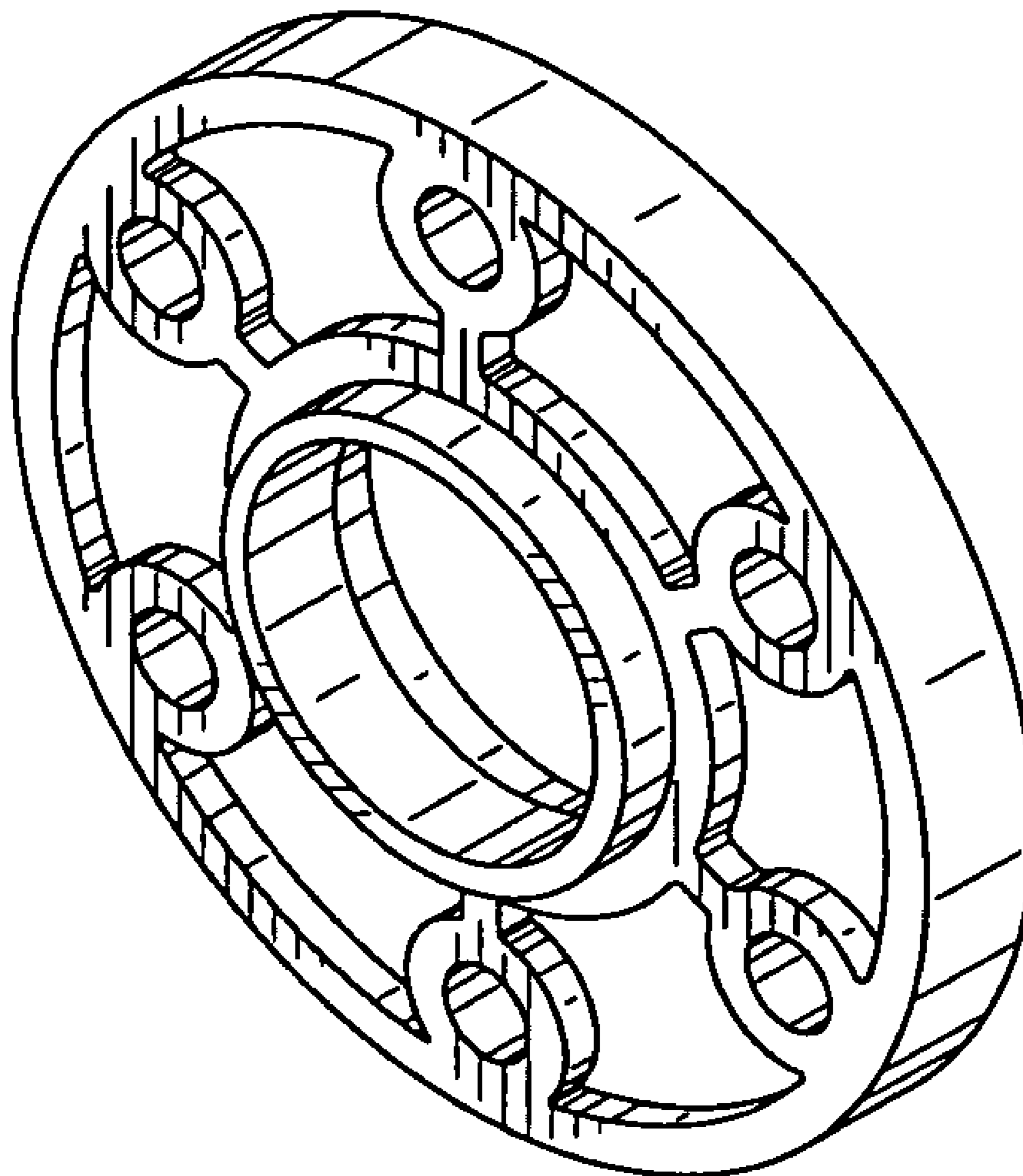
FIG. 3 is a bottom plan view thereof.

(56) **References Cited**

**U.S. PATENT DOCUMENTS**

D270,048 S \* 8/1983 Bytheway ..... D12/124

**1 Claim, 1 Drawing Sheet**



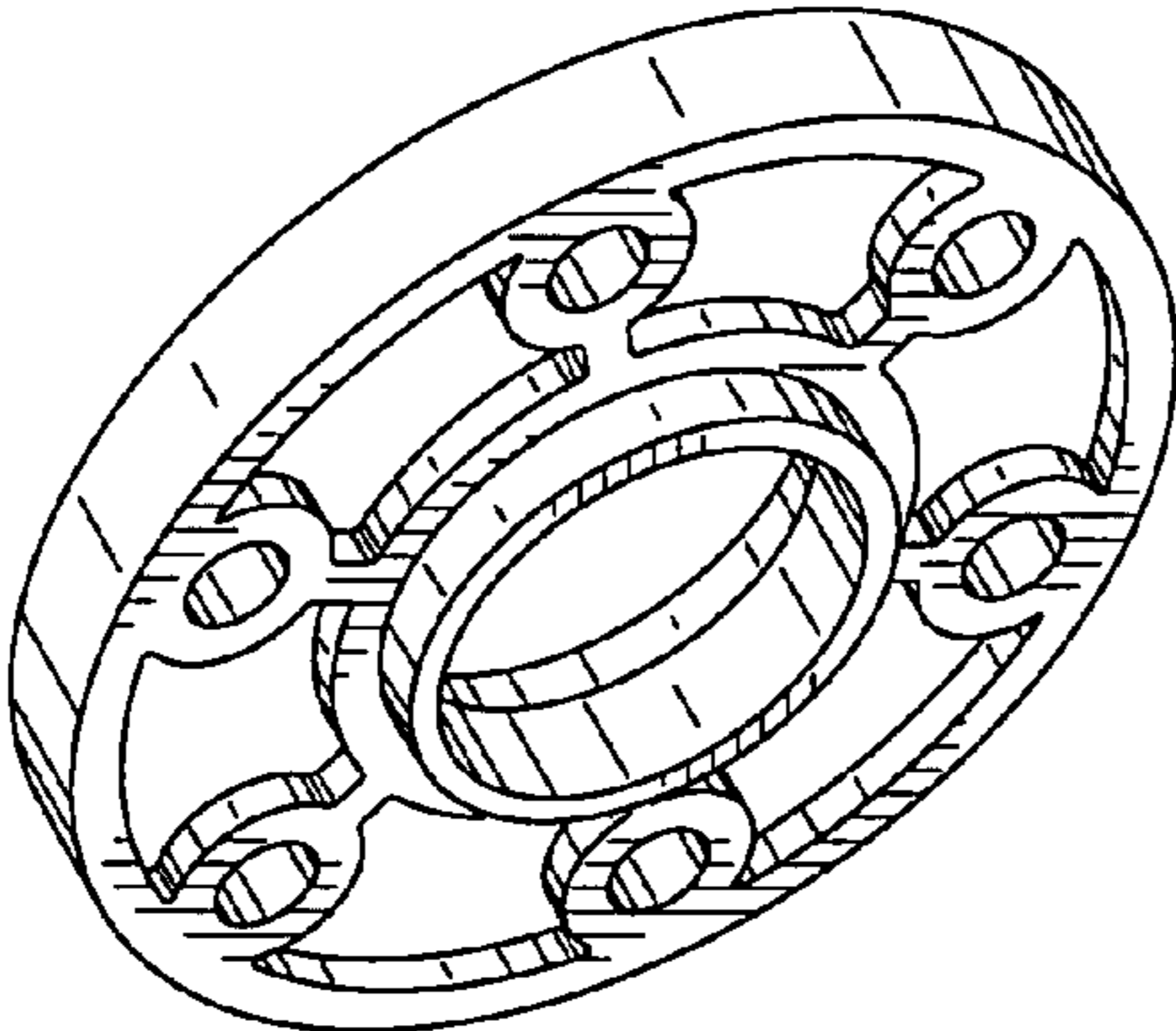


FIG. 1




FIG. 2




FIG. 3