



US00D559056S

(12) **United States Design Patent**  
**Wise**

(10) **Patent No.:** **US D559,056 S**

(45) **Date of Patent:** **\*\* Jan. 8, 2008**

(54) **POWERED DRIVER**

(76) Inventor: **Robert W. Wise**, 365 Ely Rd.,  
Petaluma, CA (US) 94954

(\*\*) Term: **14 Years**

(21) Appl. No.: **29/226,875**

(22) Filed: **Apr. 1, 2005**

(51) **LOC (8) Cl.** ..... **08-04**

(52) **U.S. Cl.** ..... **D8/61**

(58) **Field of Classification Search** ..... D8/61,  
D8/62, 68, 70; 81/57.11, 57.13, 57.14, 57.26,  
81/57.29, 57.39, 57.42, 63.1, 429, 464, 467,  
81/469, 470, 473; 173/168, 169, 170, 176,  
173/177, 178, 181, 216, 217; 73/862.21;  
310/50; 30/123, 124, 125

See application file for complete search history.

(56) **References Cited**

**U.S. PATENT DOCUMENTS**

4,337,053	A *	6/1982	Stevens	.....	440/87
D304,543	S *	11/1989	Somers et al.	.....	D8/61
D323,274	S *	1/1992	Sasaki et al.	.....	D8/61
5,251,380	A *	10/1993	Craig	.....	30/329
5,604,984	A *	2/1997	Shepherd et al.	.....	30/125
6,148,696	A *	11/2000	Chiang	.....	81/63.1
D444,047	S *	6/2001	Chen	.....	D8/83
6,272,952	B1 *	8/2001	Hsu et al.	.....	81/57.22
D448,258	S *	9/2001	Hay et al.	.....	D8/10
D451,358	S *	12/2001	Griese et al.	.....	D8/107
6,370,988	B1 *	4/2002	Thompson et al.	.....	81/63.1
D465,397	S *	11/2002	Chen	.....	D8/107
D470,386	S *	2/2003	Giese et al.	.....	D8/107
D472,787	S *	4/2003	Kyte	.....	D8/107
D490,680	S *	6/2004	Levine et al.	.....	D8/83
D491,032	S *	6/2004	Baker	.....	D8/61

D506,664	S *	6/2005	Budrow	.....	D8/99
D517,388	S *	3/2006	Hsieh	.....	D8/83
D517,889	S *	3/2006	Hsieh	.....	D8/83
D530,589	S *	10/2006	Wang	.....	D8/107
D531,472	S *	11/2006	Schiller et al.	.....	D8/61
D531,875	S *	11/2006	Chen	.....	D8/80
D535,542	S *	1/2007	Engvall et al.	.....	D8/107
D542,620	S *	5/2007	Thompson et al.	.....	D8/107
2005/0152759	A1 *	7/2005	Allemann et al.	.....	409/181

\* cited by examiner

*Primary Examiner*—Cathron C. Brooks

*Assistant Examiner*—Austin Murphy

(74) *Attorney, Agent, or Firm*—Black Lowe & Graham  
PLLC

(57) **CLAIM**

The ornamental design for a powered driver, as shown and described.

**DESCRIPTION**

FIG. 1 is an environmental perspective view of a powered driver showing my new design.

FIG. 2 is a top left rear perspective view thereof.

FIG. 3 is a left side elevational view thereof.

FIG. 4 is a right side elevational view thereof.

FIG. 5 is a top plan view thereof.

FIG. 6 is a bottom plan view thereof.

FIG. 7 is a front elevational view thereof; and,

FIG. 8 is a rear elevational view thereof.

The broken lines shown in the drawings form no part of the claimed design.

**1 Claim, 2 Drawing Sheets**

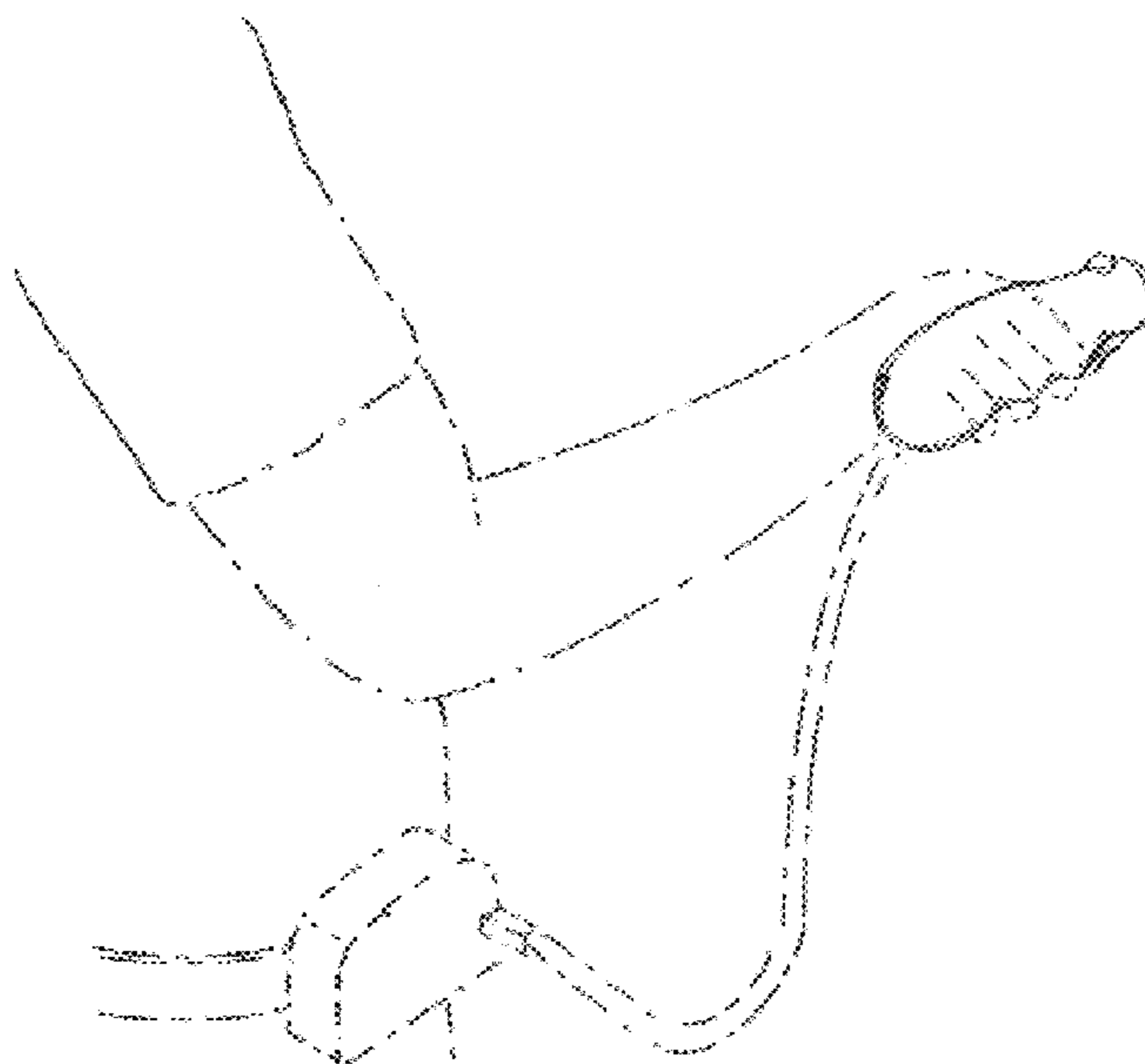


FIG. 1

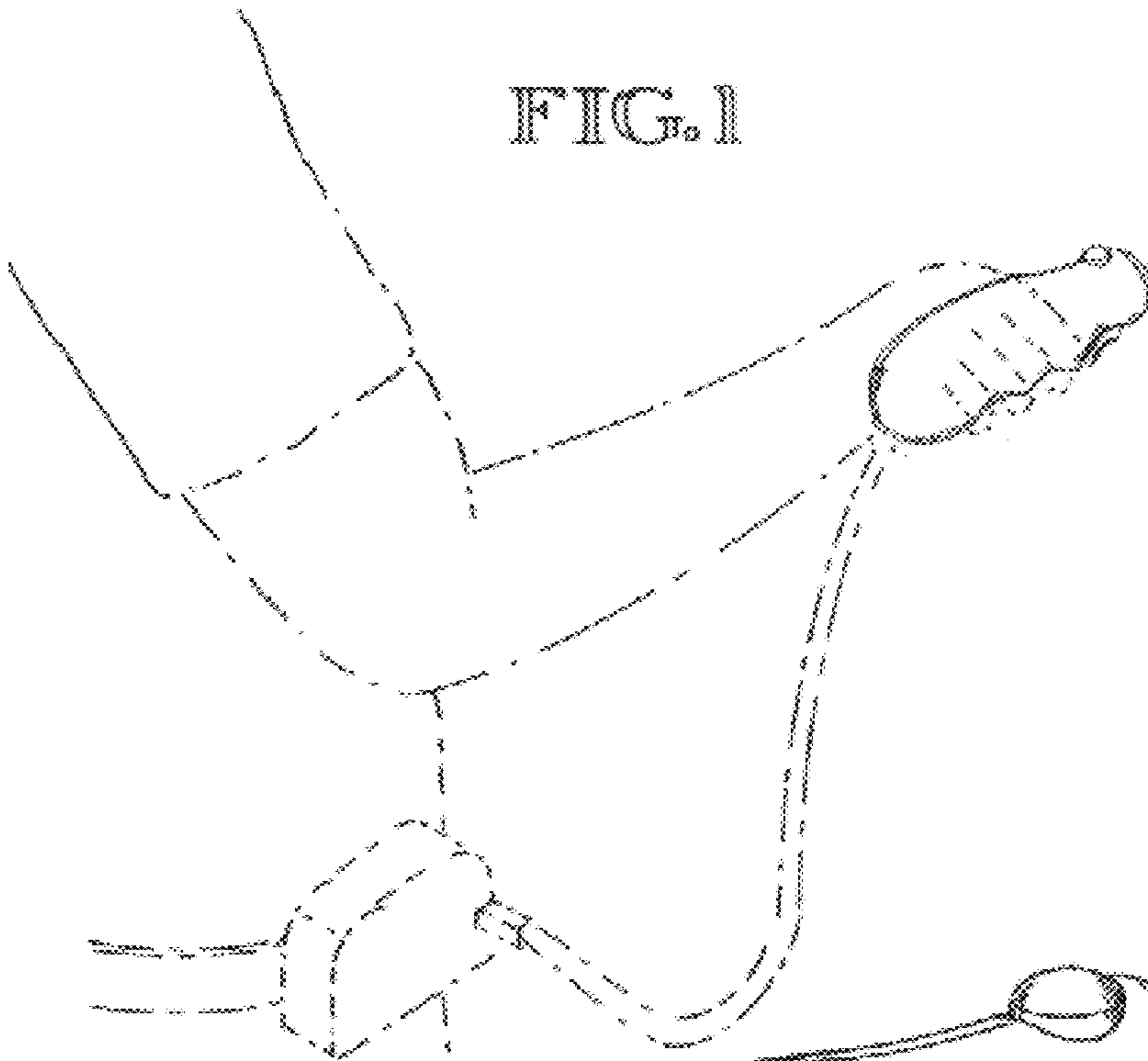


FIG. 2

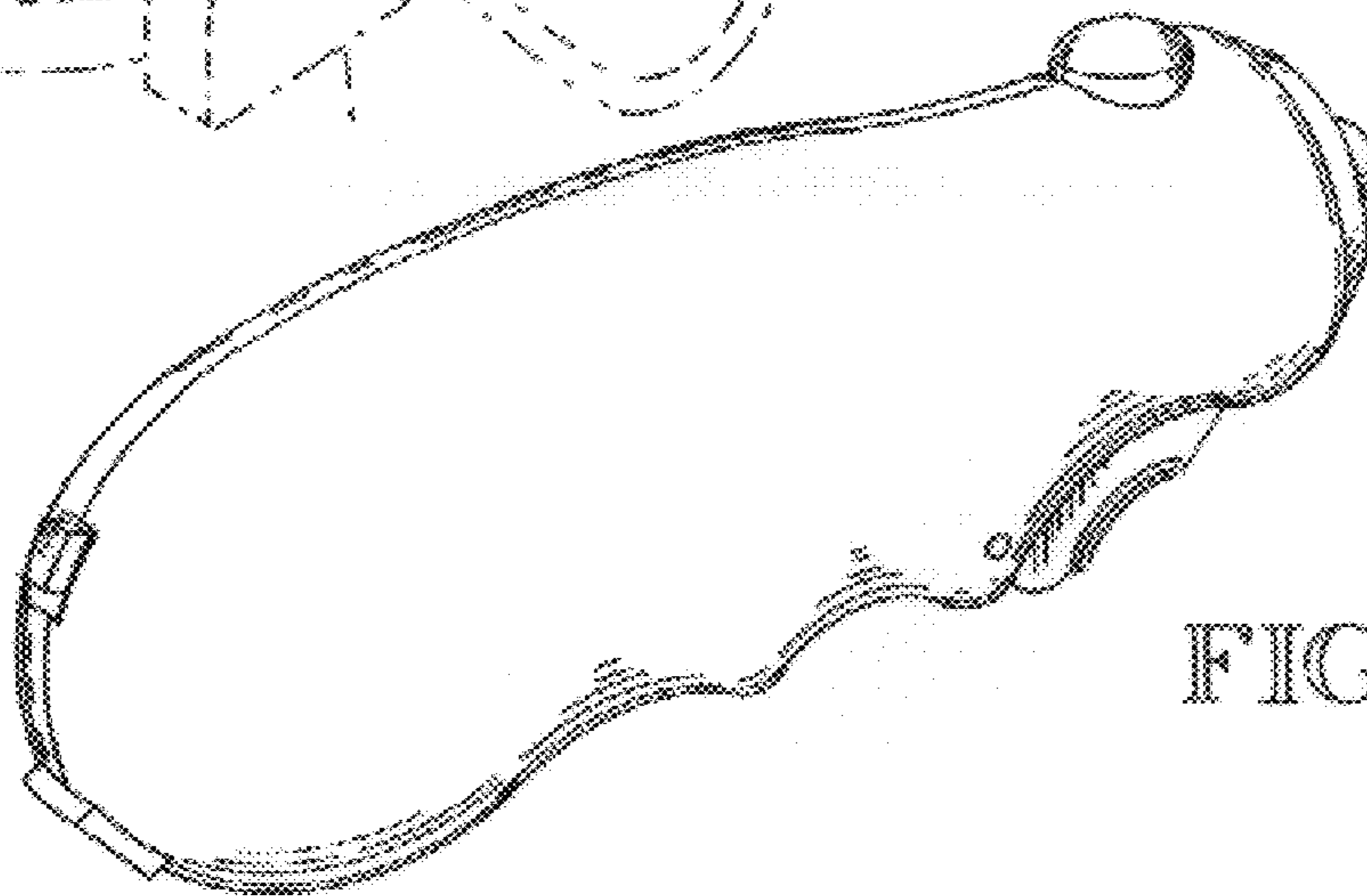
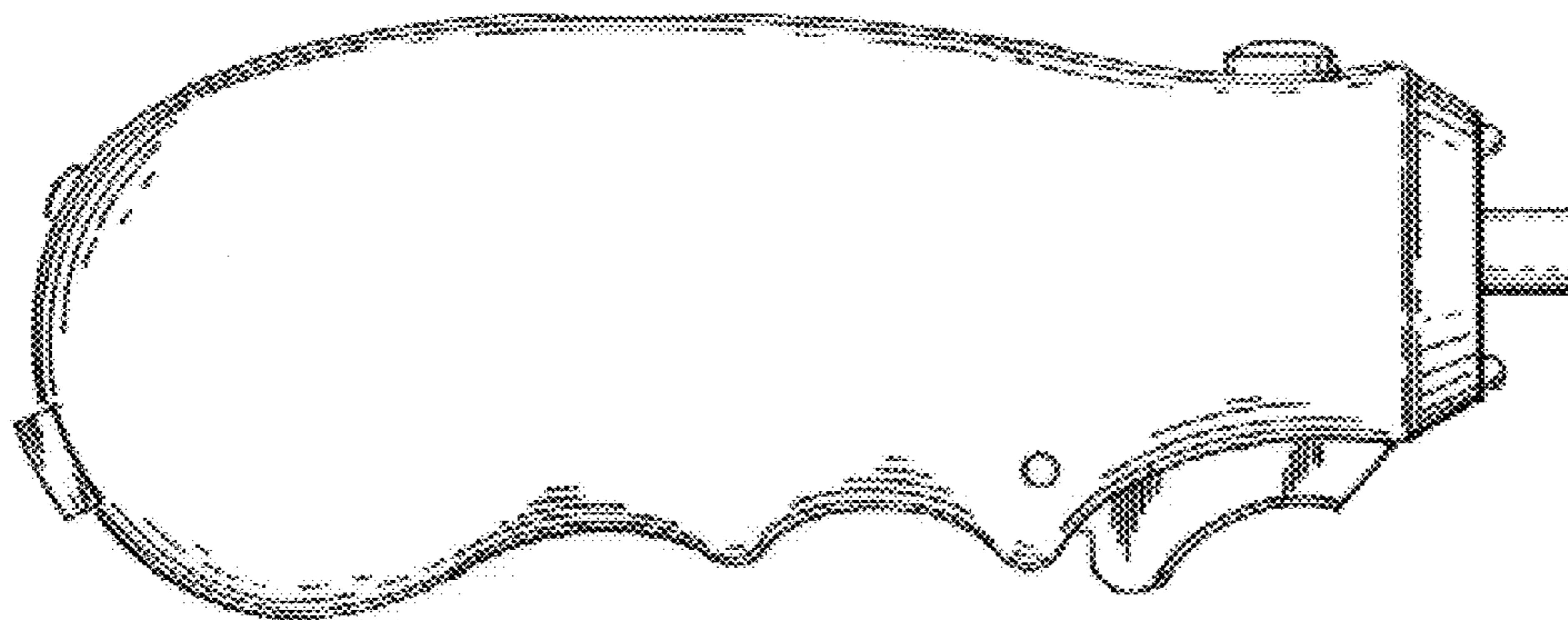


FIG. 3





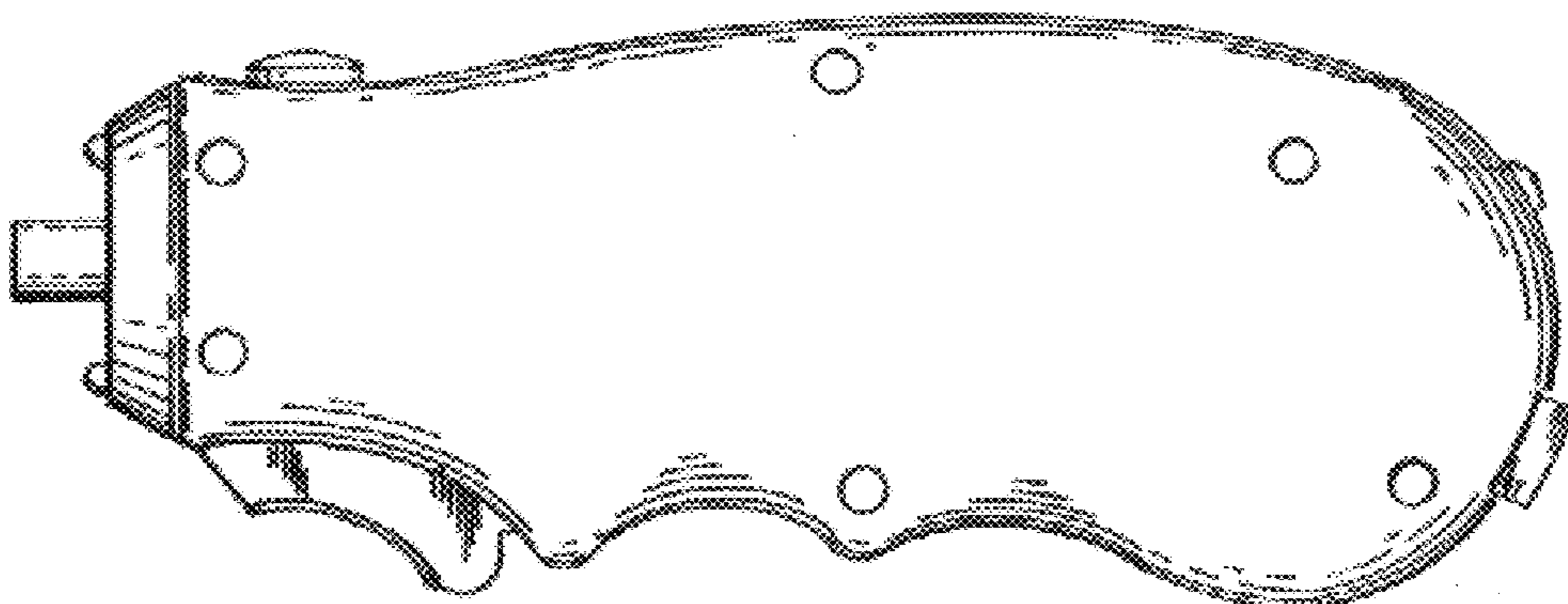


FIG. 4

FIG. 5

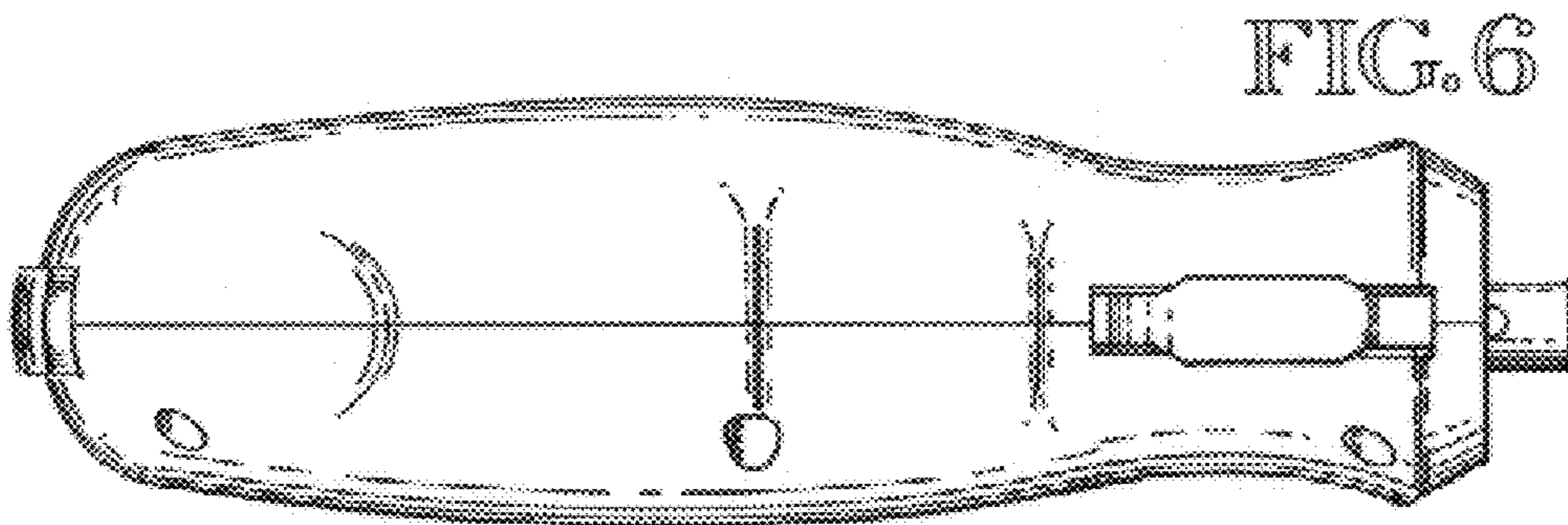
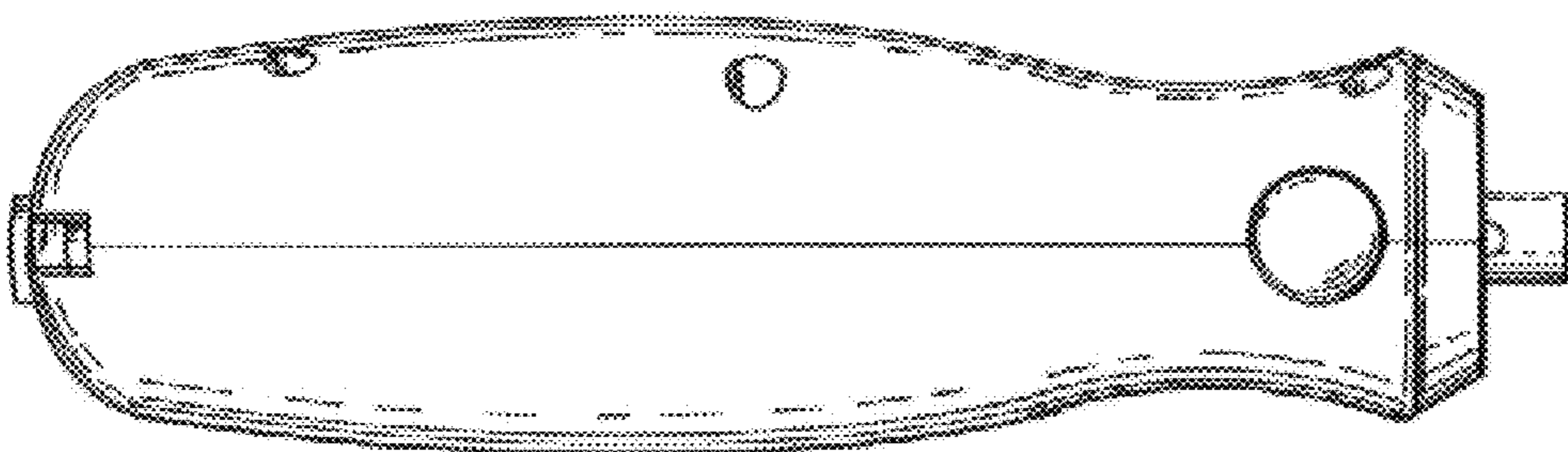


FIG. 6

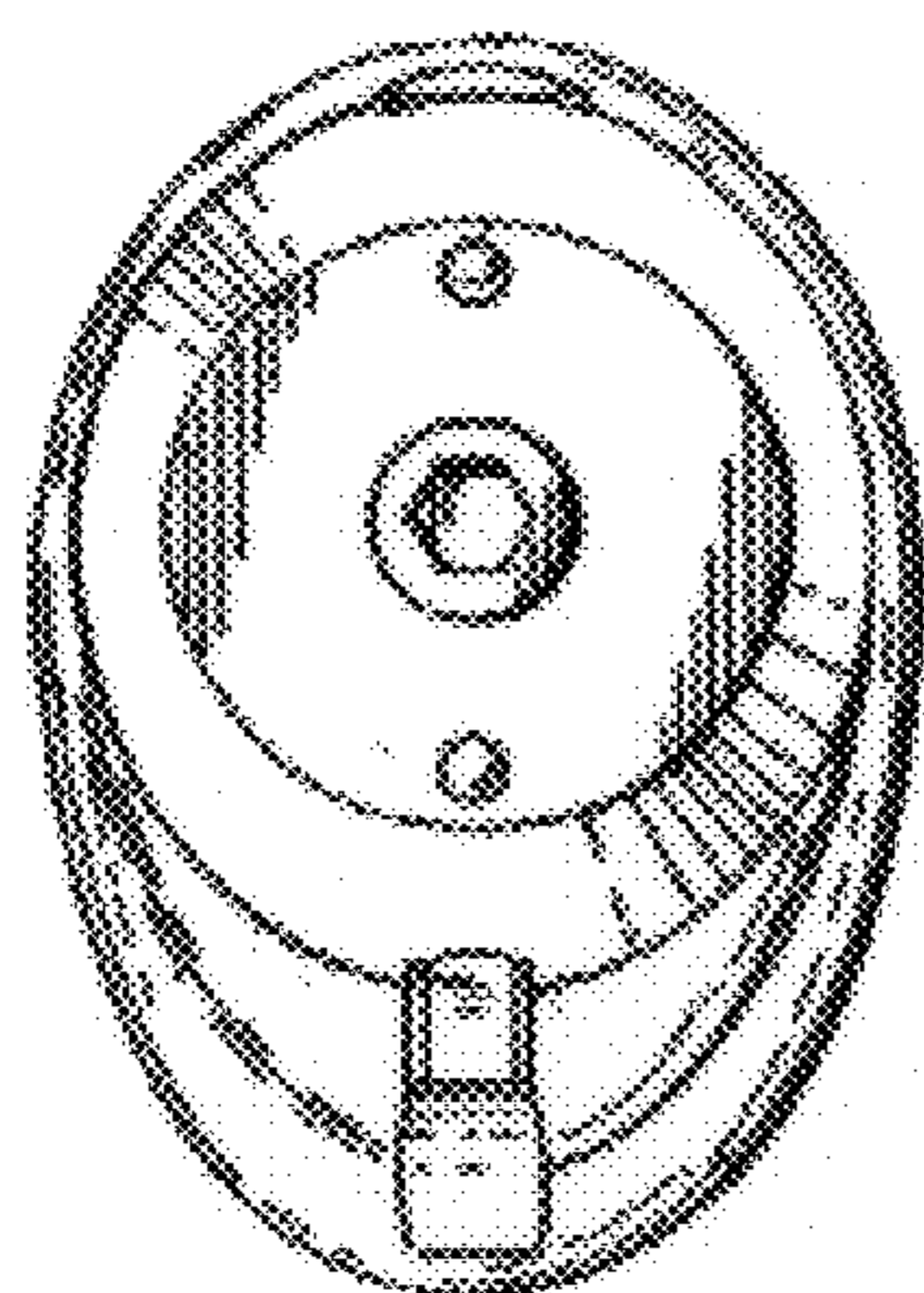


FIG. 7

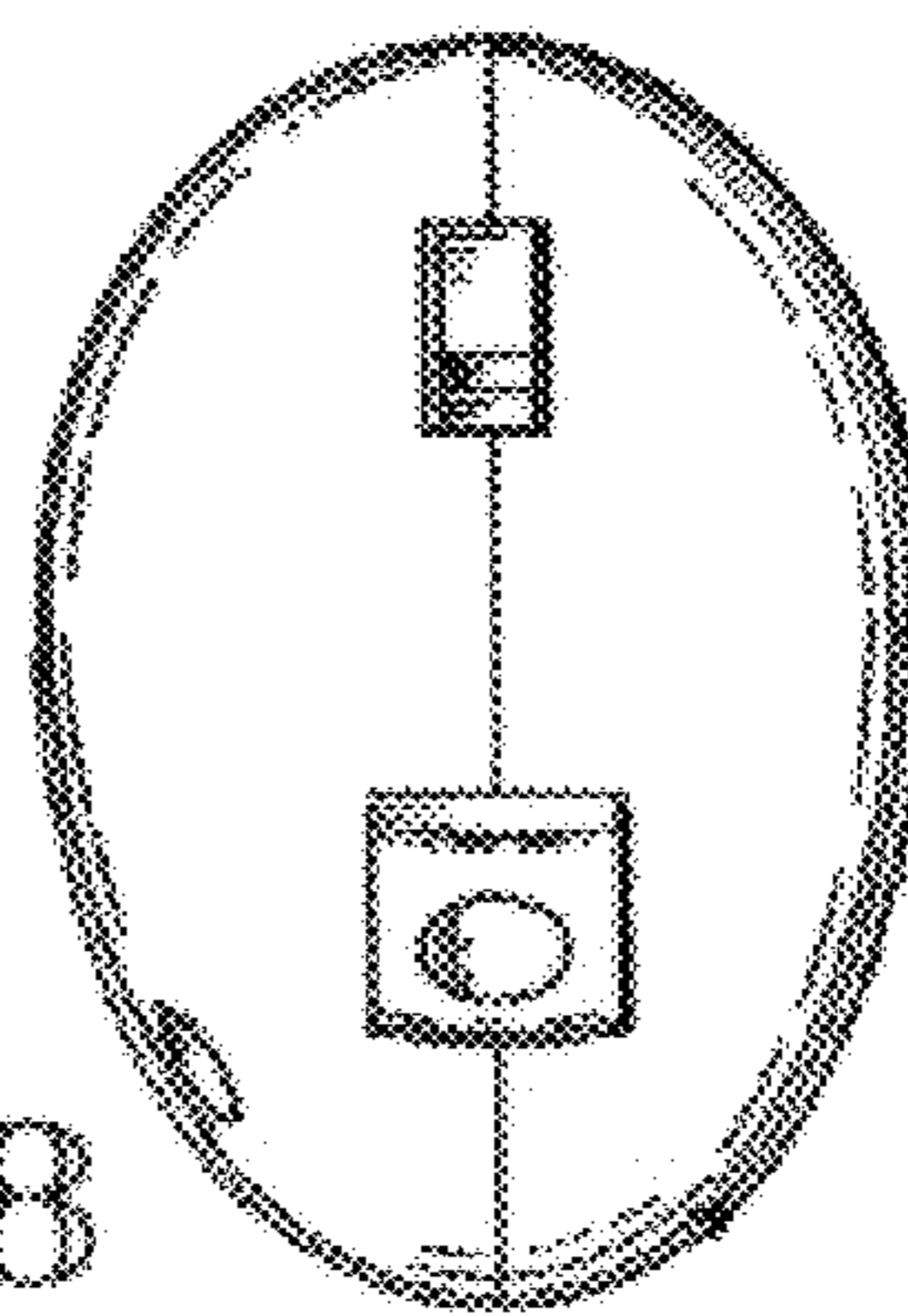


FIG. 8