



US00D559047S

(12) **United States Design Patent**  
**Onion**

(10) **Patent No.:** **US D559,047 S**

(45) **Date of Patent:** **\*\* \*Jan. 8, 2008**

(54) **KNIFE**

(76) Inventor: **Kenneth J. Onion**, 47-501 Hui Kelu St., Kaneohe, HI (US) 96744

(\*) Notice: This patent is subject to a terminal disclaimer.

(\*\*) Term: **14 Years**

(21) Appl. No.: **29/257,957**

(22) Filed: **Apr. 13, 2006**

(51) **LOC (8) Cl.** ..... **07-03**

(52) **U.S. Cl.** ..... **D7/649**

(58) **Field of Classification Search** ..... D4/138;  
D7/393, 395, 401.2, 642-646, 649-653, 662-664,  
D7/688, 695-696; D8/10, 36, 75, 80, 83,  
D8/87, 98, 99, 102, 107, 300, 303; D18/34.9;  
D22/118; 30/123.5-123.7, 124-125, 128,  
30/142-143, 147-149, 169, 304, 316, 329,  
30/340, 342-346, 353, 355, 394  
See application file for complete search history.

(56) **References Cited**

**U.S. PATENT DOCUMENTS**

2,059,414 A	11/1936	Taylor	
D170,293 S *	8/1953	Wallance	D7/649
2,651,839 A	9/1953	Folland	
D192,916 S *	5/1962	Zorn	D7/649
D201,377 S	6/1965	Furness	
D218,216 S	7/1970	Hopcraft et al.	
D220,930 S	6/1971	Arlett	
D230,940 S *	3/1974	Lamb	D7/649
D248,039 S	5/1978	Hoffman	
D287,042 S *	12/1986	Hoffman	D22/118
D302,092 S *	7/1989	Cohen et al.	D7/650
5,081,770 A	1/1992	Fierthaler	
D366,515 S	1/1996	Thompson	
5,528,834 A	6/1996	Seber et al.	
D372,635 S *	8/1996	Gebhardt	D7/401.2
5,791,055 A *	8/1998	Mangol	30/340
D418,026 S *	12/1999	Joergensen	D7/649
D425,365 S	5/2000	Chien	

6,213,055 B1	4/2001	Willinger et al.	
D447,015 S *	8/2001	Chien	D7/649
D448,253 S	9/2001	Staib, Jr. et al.	
D458,510 S *	6/2002	Haataja	D7/395
D458,511 S *	6/2002	Rorke	D7/395
D460,900 S *	7/2002	Parlowski	D7/649
6,418,820 B1	7/2002	Lamond et al.	
D462,581 S	9/2002	Parlowski	
D462,582 S	9/2002	Parlowski	
D468,972 S	1/2003	Chen	
D473,430 S *	4/2003	Fedor et al.	D7/649
D479,104 S *	9/2003	Onion	D7/649
D482,426 S	11/2003	Taylor et al.	
D483,625 S	12/2003	Chien	

(Continued)

**OTHER PUBLICATIONS**

The UK Patent Office—Designs Registered Enquiry, Designs Full Detail for UK Registered Design Patent No. 3004234, granted Sep. 17, 2002, <http://webdb4patent.gov.uk/designs?csbdesign=3004234>, download date of Jul. 25, 2006.

*Primary Examiner*—Caron D. Veynar

*Assistant Examiner*—Ricky Pham

(74) *Attorney, Agent, or Firm*—Seed IP Law Group PLLC

(57) **CLAIM**

The ornamental design for a knife, as shown and described.

**DESCRIPTION**

FIG. 1 is a back-side perspective view showing my new knife design.

FIG. 2 is a front elevational view thereof.

FIG. 3 is a rear elevational view thereof.

FIG. 4 is a top plan view thereof.

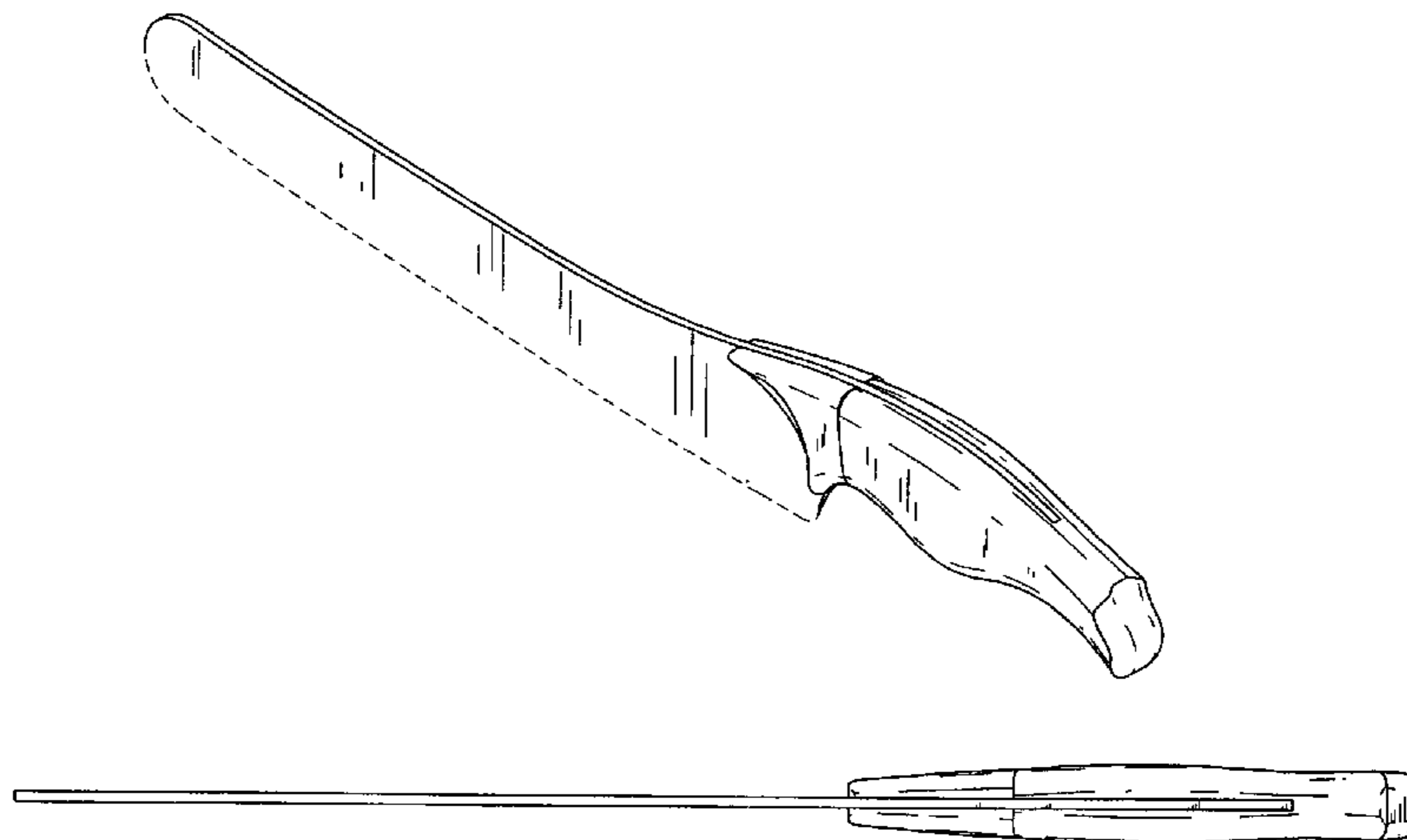
FIG. 5 is a left side elevational view thereof.

FIG. 6 is a bottom plan view thereof; and,

FIG. 7 is a right side elevational view thereof.

The broken lines shown in the drawings are for illustrative purposes only and form no part of the claimed design.

**1 Claim, 3 Drawing Sheets**



# US D559,047 S

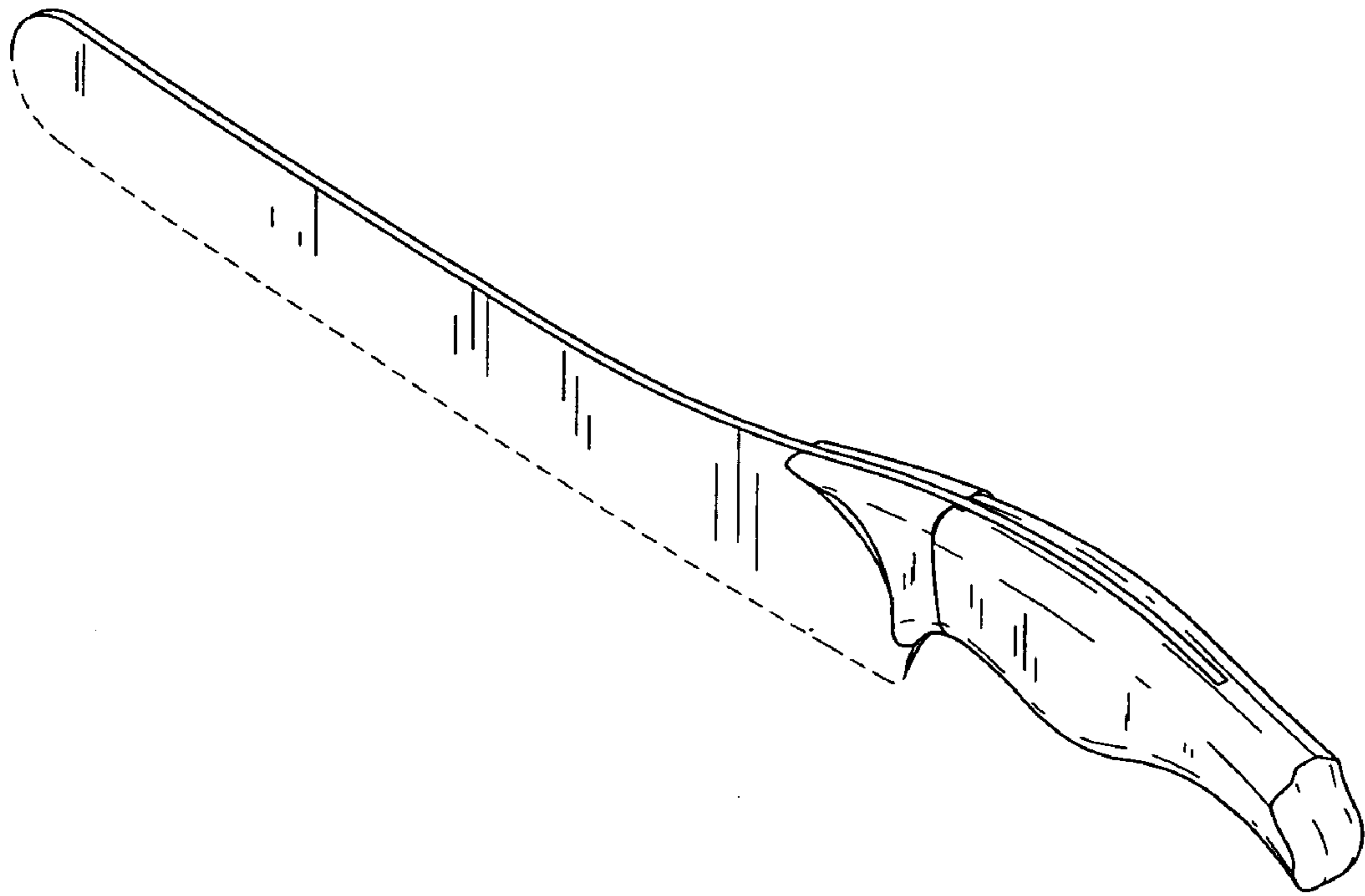
Page 2

---

## U.S. PATENT DOCUMENTS

D483,643 S	*	12/2003	Chien .....	D8/107	D507,469 S	*	7/2005	Prokop .....	D8/107
D486,718 S	*	2/2004	Goddert .....	D8/107	D513,927 S	*	1/2006	Chen .....	D7/395
D494,426 S	*	8/2004	Prokop .....	D7/652	D524,121 S	*	7/2006	Loeb .....	D7/649
D497,522 S		10/2004	Reichenbach et al.		D538,590 S	*	3/2007	Stahl .....	D7/395
D498,985 S	*	11/2004	Kerr et al. ....	D7/649					

\* cited by examiner



*FIG. 1*

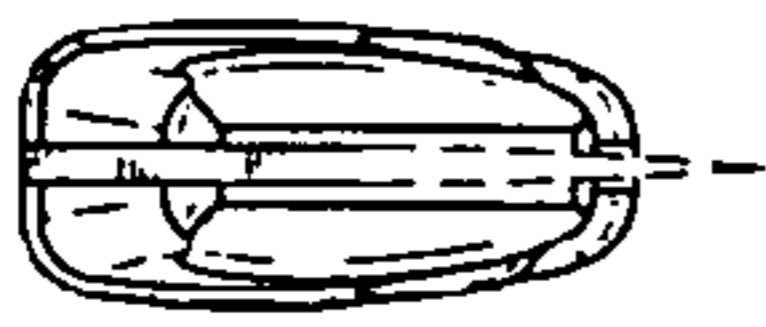


FIG. 2

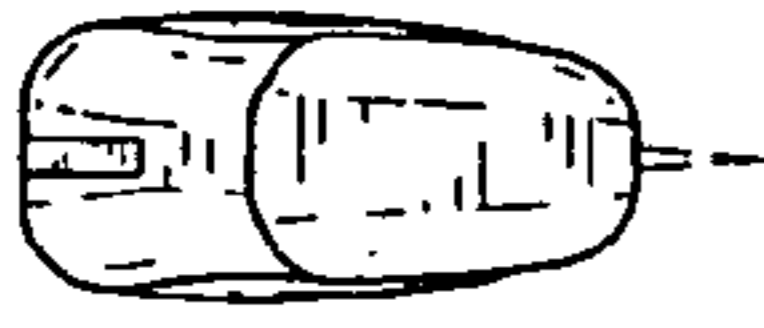


FIG. 3

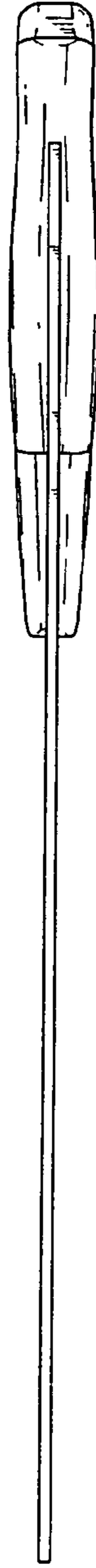


FIG. 4

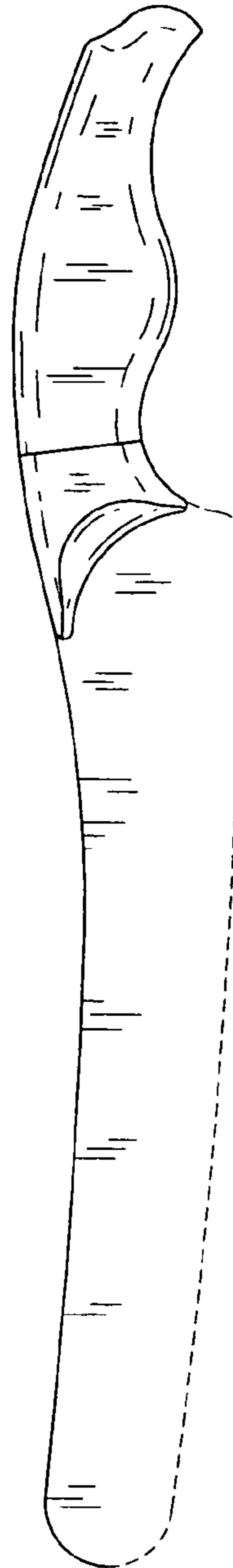
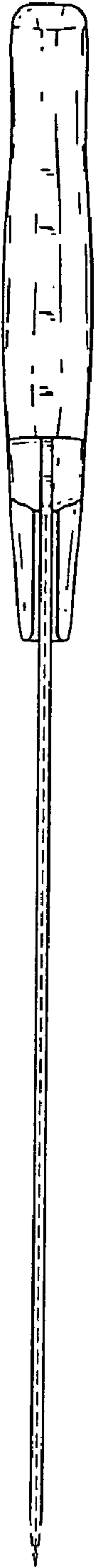


FIG. 5



*FIG. 6*



*FIG. 7*