



US00D559045S

(12) **United States Design Patent** (10) **Patent No.:** **US D559,045 S**
Ono (45) **Date of Patent:** **** *Jan. 8, 2008**

(54) **KNIFE**
(75) Inventor: **Takeshi Ono**, Seki (JP)
(73) Assignee: **Kai U.S.A., Ltd.**, Tualatin, OR (US)
(*) Notice: This patent is subject to a terminal disclaimer.

(**) Term: **14 Years**
(21) Appl. No.: **29/257,930**
(22) Filed: **Apr. 12, 2006**

(51) **LOC (8) Cl.** **07-03**
(52) **U.S. Cl.** **D7/649**
(58) **Field of Classification Search** D4/138;
D7/393, 395, 401.2, 642-646, 649-653, 662-664,
D7/688, 695-696; D8/10, 36, 75, 80, 83,
D8/87, 98, 99, 102, 107, 300, 303; D18/34.9;
D22/118; 30/123.5-123.7, 124-125, 128,
30/142-143, 147-149, 169, 295, 304, 316,
30/329, 340, 342-346, 353, 355, 394
See application file for complete search history.

(56) **References Cited**

U.S. PATENT DOCUMENTS

D218,216 S 7/1970 Hopcraft et al.
D256,548 S * 8/1980 Grunstad D8/102
D299,807 S * 2/1989 Sawa D7/649
D302,092 S * 7/1989 Cohen et al. D7/650
5,081,770 A * 1/1992 Fierthaler 30/355
D326,393 S * 5/1992 Wilhite D7/649
D379,293 S * 5/1997 Schultz D8/98
D398,476 S * 9/1998 Stokes D7/401.2
D425,365 S 5/2000 Chien
6,213,055 B1 4/2001 Willinger et al.
D448,253 S 9/2001 Staib, Jr. et al.
D450,557 S * 11/2001 McCalla et al. D8/107
D452,129 S * 12/2001 McCalla et al. D8/107
6,381,855 B1 * 5/2002 Lin 30/295
6,418,820 B1 7/2002 Lamond et al.

D462,581 S 9/2002 Parlowski
D462,582 S 9/2002 Parlowski
D468,972 S 1/2003 Chen
D508,838 S * 8/2005 Meizlish et al. D8/98
D514,419 S * 2/2006 Henriksen D8/98
D539,616 S * 4/2007 Taylor et al. D7/649

OTHER PUBLICATIONS

Hong Kong Household, vol. 2 2003, Knives by Tri-King Ltd, p. 10.*
Frontgate—Holiday 2004 p. 2, Japanese Precision Carving Set,
Item # 5179.*
Wusthof Le Cordon Blue Series <http://web.archive.org/web/20041214031011/http://www.wusthof.com/> via WayBack Machine
of the Internet's Archive p. 36, Dec. 14, 2004.*
The UK Patent Office—Designs Register Enquiry, Designs Full
Detail for UK Registered Design Patent No. 3004234, granted Sep.
17, 2002, <http://webdb4.patent.gov.uk/designs?csbdesign=3004234>, download date of Jul. 25, 2006.

* cited by examiner

Primary Examiner—Caron D. Veynar
Assistant Examiner—Ricky Pham
(74) *Attorney, Agent, or Firm*—Seed IP Law Group PLLC

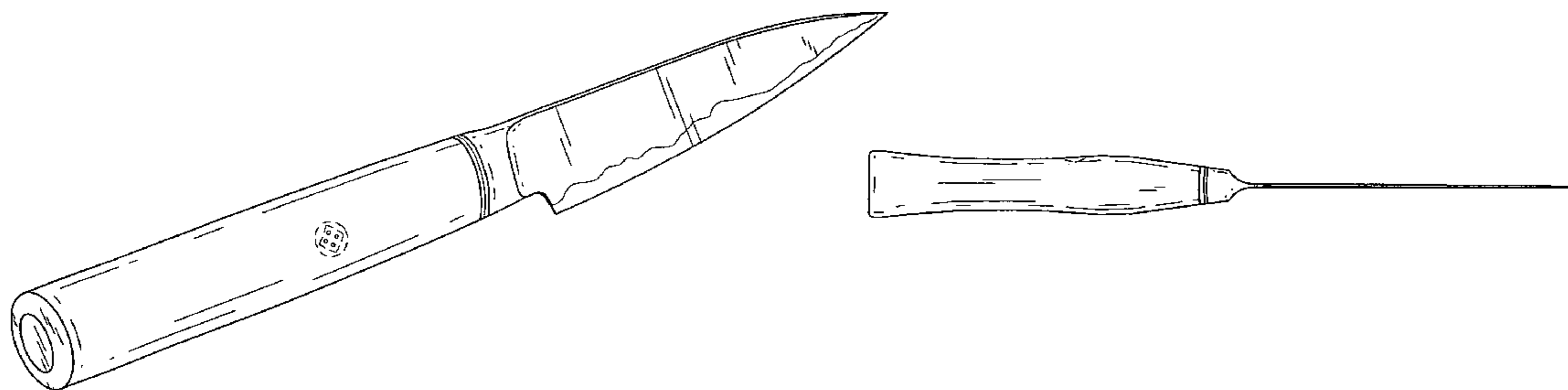
(57) **CLAIM**

The ornamental design for a knife, as shown and described.

DESCRIPTION

FIG. 1 is a back-side perspective view of a knife showing my new design.
FIG. 2 is a rear elevational view thereof.
FIG. 3 is a right side elevational view thereof.
FIG. 4 is a front elevational view thereof.
FIG. 5 is a left side elevational view thereof.
FIG. 6 is a bottom plan view thereof; and,
FIG. 7 is a top plan view thereof.
The broken lines shown in FIGS. 1 and 3 are for illustrative purposes only, and form no part of the claimed design.

1 Claim, 2 Drawing Sheets



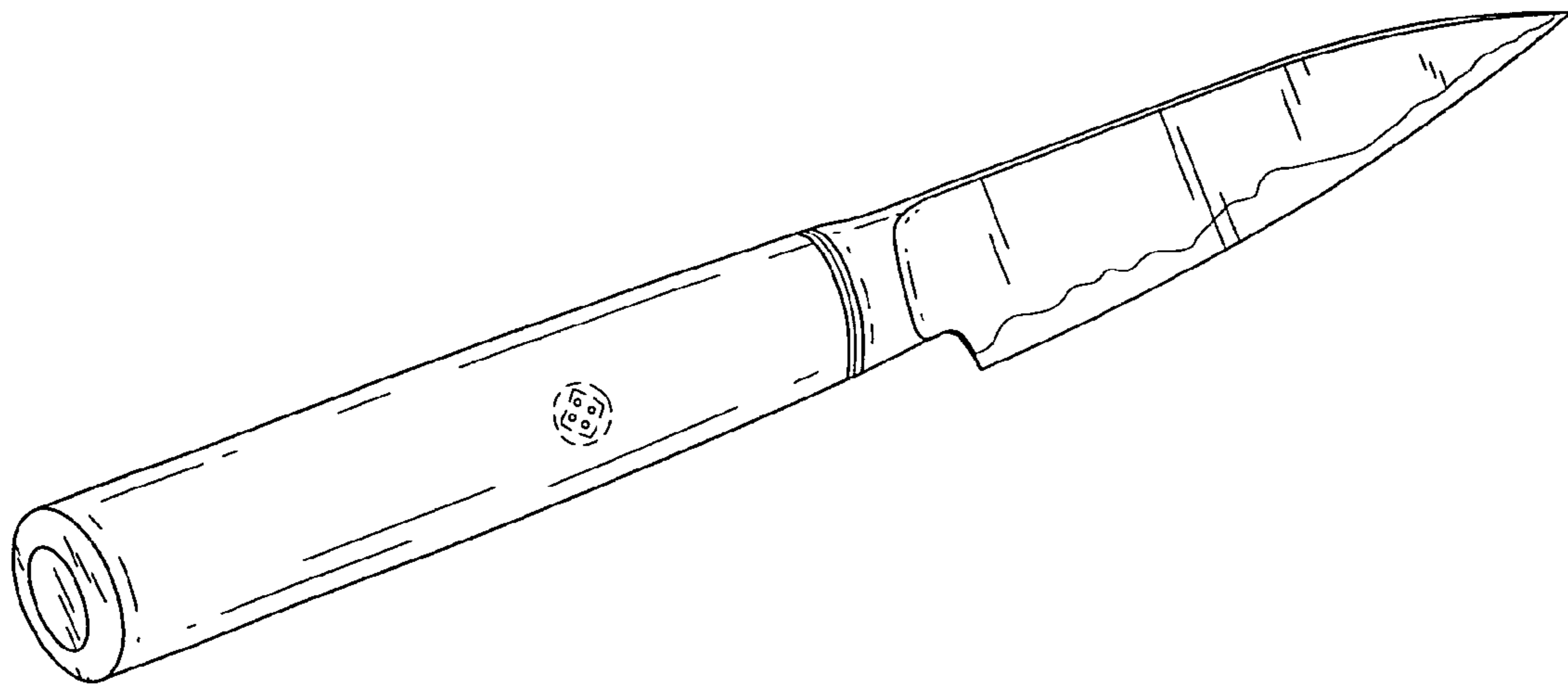


FIG. 1



FIG. 2

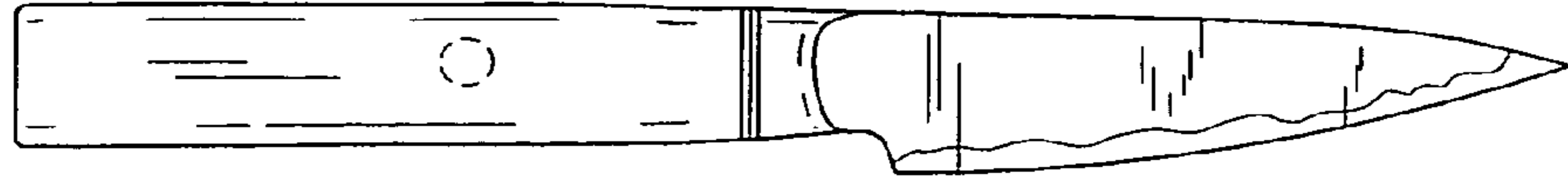


FIG. 3



FIG. 4

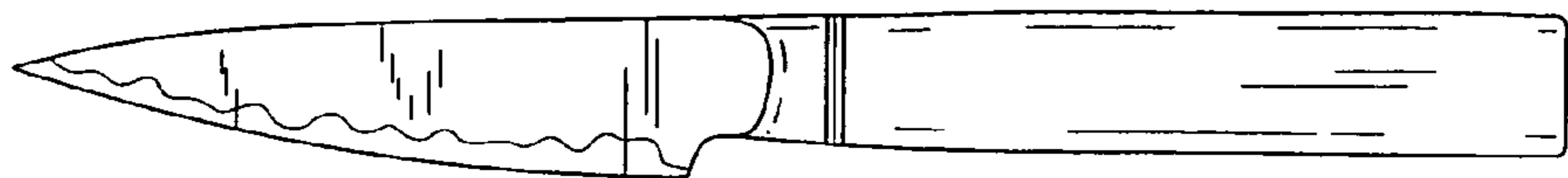


FIG. 5

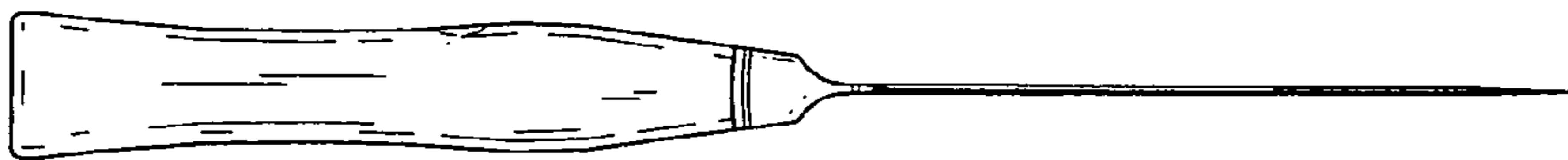


FIG. 6

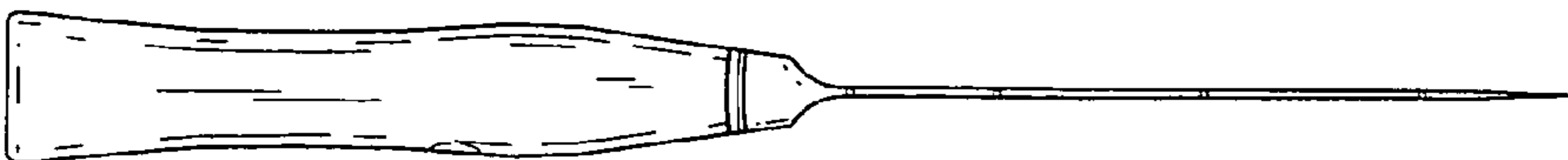


FIG. 7