



US00D559032S

(12) **United States Design Patent**  
**Kellermann et al.**

(10) **Patent No.:** **US D559,032 S**  
(45) **Date of Patent:** **\*\* Jan. 8, 2008**

(54) **CAST IRON PAN WITH POLISHED METAL HANDLES**

D503,585 S \* 4/2005 Tetreault et al. .... D7/395  
D506,666 S \* 6/2005 Tetreault et al. .... D8/317  
D536,924 S \* 2/2007 Levy et al. .... D7/393

(75) Inventors: **Robert Finch Kellermann**, South  
Pittsburg, TN (US); **Jeanne Mynatt**  
**Scholze**, South Pittsburg, TN (US)

FOREIGN PATENT DOCUMENTS

GB 2093208 \* 1/2000

(73) Assignee: **Lodge Manufacturing Company**,  
South Pittsburg, TN (US)

OTHER PUBLICATIONS

Kitchen Kapers, Fall 2005, p. 15, Calphalon One 3 Quart Sauté  
Pan.\*

(\*\*) Term: **14 Years**

\* cited by examiner

(21) Appl. No.: **29/269,631**

*Primary Examiner*—Gary D. Watson

*Assistant Examiner*—Ricky Pham

(22) Filed: **Dec. 5, 2006**

(74) *Attorney, Agent, or Firm*—Stephen J. Stark; Miller &  
Martin PLLC

(51) **LOC (8) Cl.** ..... **07-02**

(52) **U.S. Cl.** ..... **D7/354**

(58) **Field of Classification Search** ..... D7/323,  
D7/354–361, 393–395, 402, 500, 538–548,  
D7/584–588; D8/107, 300, 307, 317; 16/110.1,  
16/407, 430–431, 436, 441, 444; 29/527.1–527.5;  
99/403, 422, 425–426, 339, 445; 220/377,  
220/573.1–573.3, 752–753, 755–759, 912  
See application file for complete search history.

(57) **CLAIM**

The ornamental design for the cast iron pan with polished  
metal handles, as shown and described.

(56) **References Cited**

**DESCRIPTION**

FIG. 1 is a perspective view of a cast iron pan with polished  
metal handles showing our new design;

FIG. 2 is a top plan view thereof;

FIG. 3 is a left side elevational view thereof; the right side  
being a mirror image thereof;

FIG. 4 is a bottom plan view thereof;

FIG. 5 is a back side elevational view thereof; and,

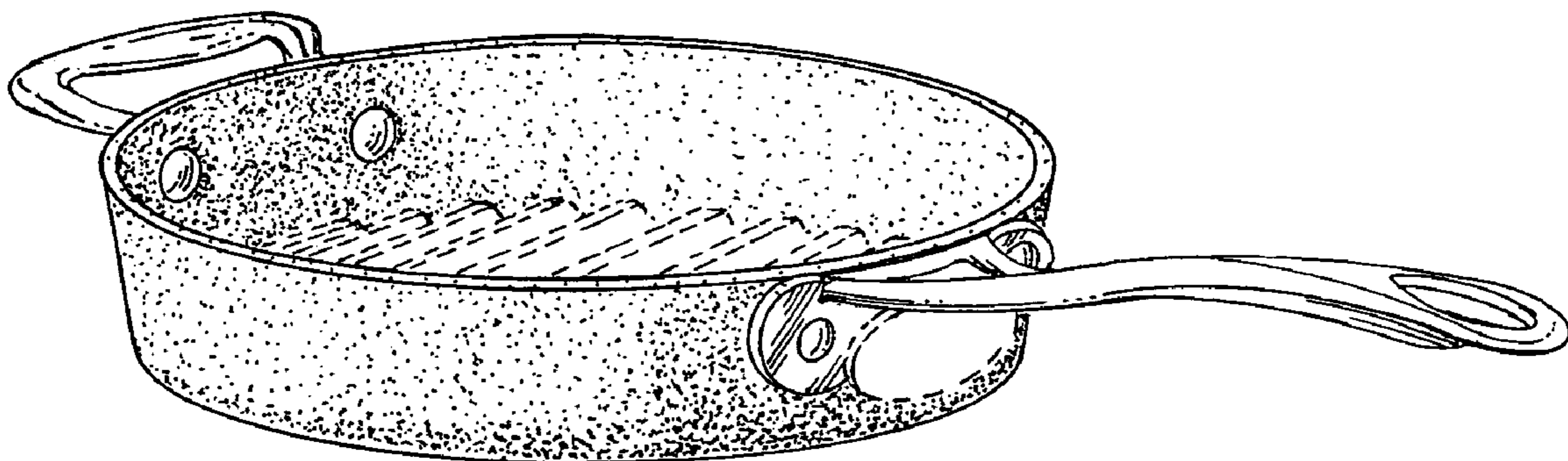
FIG. 6 is a front side elevational view thereof.

The broken lines shown in the drawings are for illustrating  
portions of the cast iron pan with polished metal handles that  
form no part of the claimed design.

U.S. PATENT DOCUMENTS

D370,826 S \* 6/1996 Thurlow ..... D7/360  
D407,600 S \* 4/1999 LoGiudice ..... D7/395  
D426,107 S \* 6/2000 Cheng ..... D7/393  
D450,217 S \* 11/2001 Rae ..... D7/393  
D458,798 S \* 6/2002 Kellermann ..... D7/360  
D467,462 S \* 12/2002 Teisen-Simony et al. .... D7/360  
D477,967 S \* 8/2003 Burton et al. .... D7/395  
D482,233 S \* 11/2003 Rae ..... D7/393  
D493,349 S \* 7/2004 Tetreault et al. .... D8/317  
6,848,592 B2 \* 2/2005 Logiudice ..... 220/377

**1 Claim, 3 Drawing Sheets**



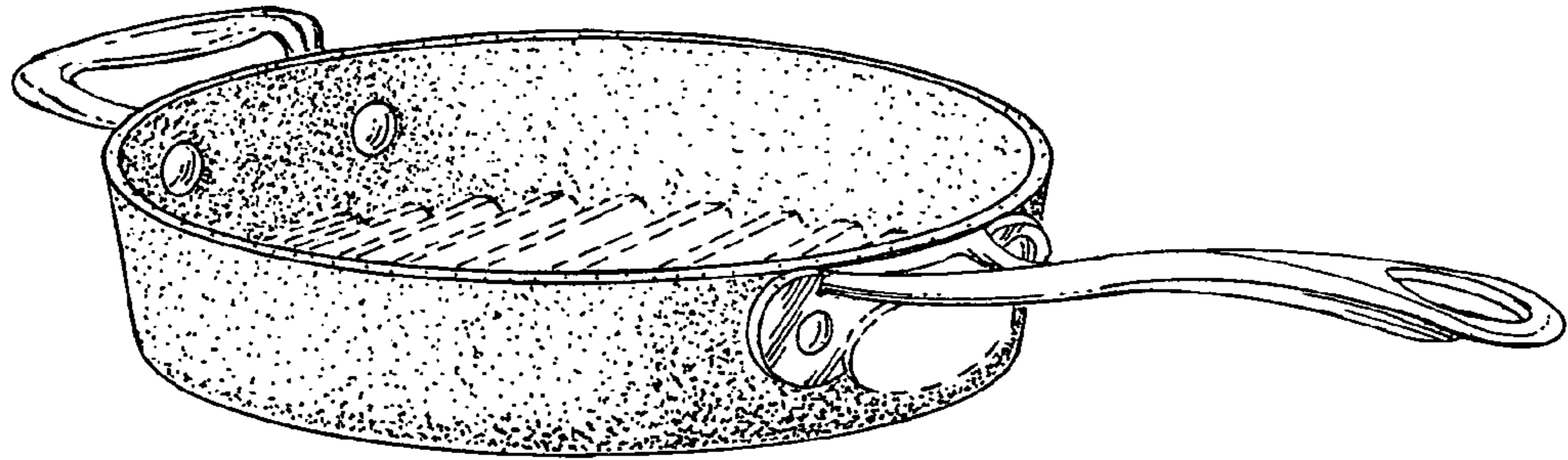


FIG. 1

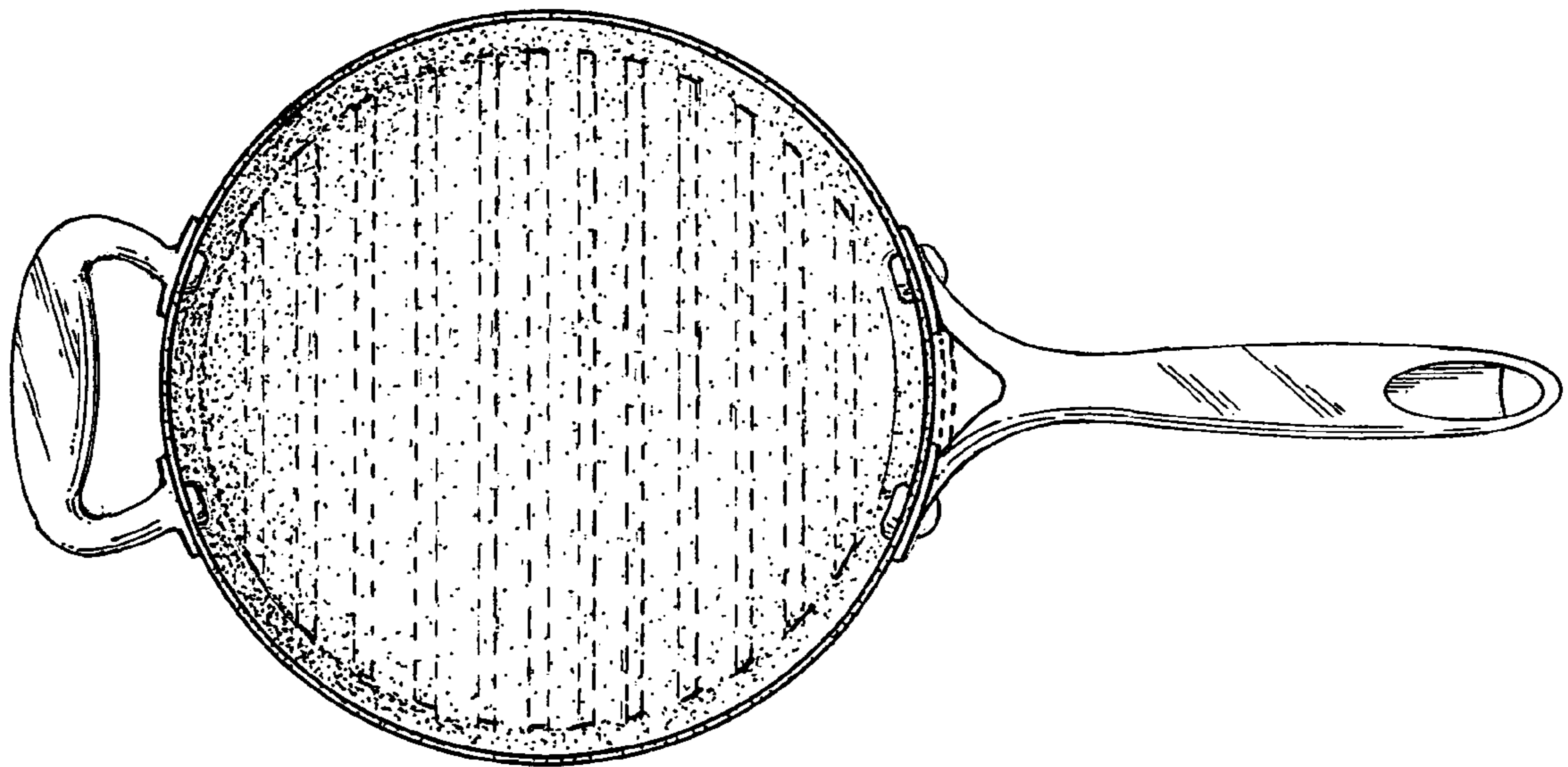

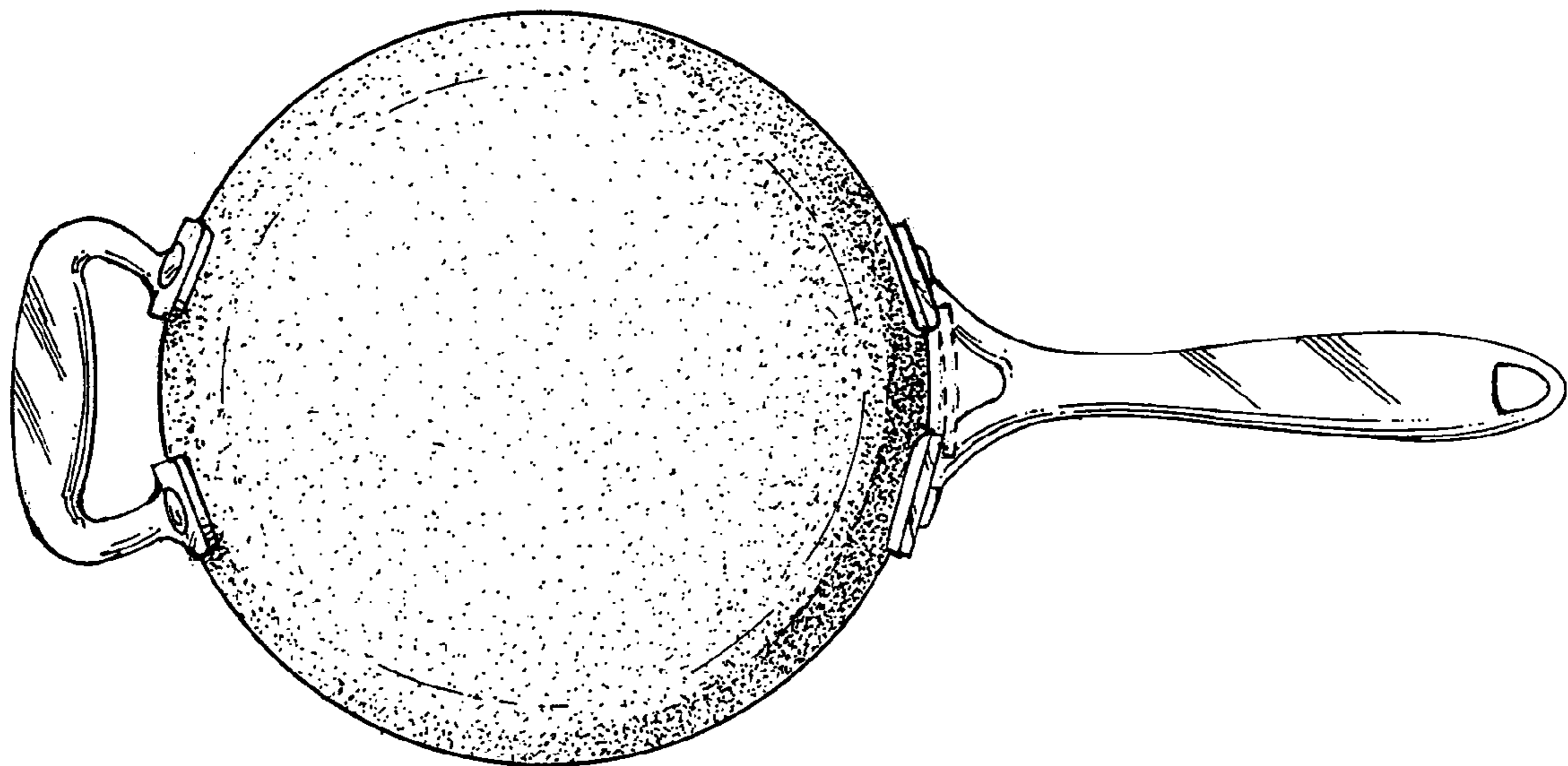


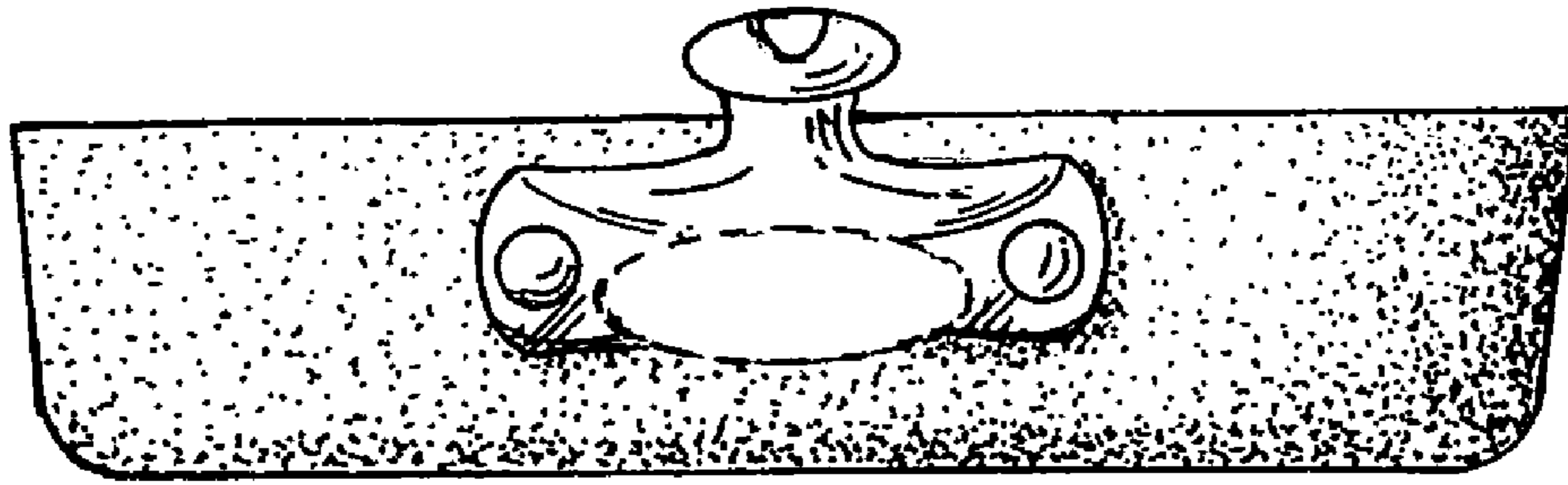
FIG. 2




**FIG. 3**



**FIG. 4**



**FIG. 5**



**FIG. 6**