



US00D559028S

(12) **United States Design Patent**
Appleton

(10) **Patent No.:** **US D559,028 S**

(45) **Date of Patent:** **** Jan. 8, 2008**

(54) **PLUNGER POT**

(75) Inventor: **Alison Maria Appleton**, Liverpool
(GB)

(73) Assignee: **La Cafetiere Limited** (GB)

(**) Term: **14 Years**

(21) Appl. No.: **29/256,586**

(22) Filed: **Mar. 22, 2006**

(30) **Foreign Application Priority Data**

Sep. 23, 2005 (GB) 3022564

(51) **LOC (8) Cl.** **07-01**

(52) **U.S. Cl.** **D7/317; D7/319**

(58) **Field of Classification Search** D7/319,
D7/318, 317, 321, 312, 598, 600; 210/238;
99/322, 323, 317, 319, 295, 297; 222/129.1-129.4,
222/571, 481

See application file for complete search history.

(56) **References Cited**

U.S. PATENT DOCUMENTS

4,365,544	A	*	12/1982	Howitt	99/297
D342,414	S	*	12/1993	Jorgensen	D7/317
D343,333	S	*	1/1994	Jorgensen	D7/317
D377,132	S	*	1/1997	Jørgensen	D7/318
D378,261	S	*	3/1997	Jørgensen	D7/319
D383,639	S	*	9/1997	Jorgensen	D7/319
D384,540	S	*	10/1997	Joergensen	D7/319
D386,040	S	*	11/1997	Joergensen	D7/317
D386,351	S	*	11/1997	Joergensen	D7/319
D388,275	S	*	12/1997	Joergensen	D7/319
D405,641	S	*	2/1999	Brady	D7/319
D405,642	S	*	2/1999	Toriba	D7/319
D410,170	S	*	5/1999	Sheu	D7/319

D448,602	S	*	10/2001	Bodum	D7/319
D448,603	S	*	10/2001	Yeh	D7/319
D449,790	S	*	10/2001	Scortecci	D11/13
D449,957	S	*	11/2001	Yeh	D7/319
D458,074	S	*	6/2002	Bodum	D7/319
D458,505	S	*	6/2002	Bodum	D7/319
D493,662	S	*	8/2004	Bodum	D7/319
D500,626	S	*	1/2005	Ranzoni	D7/317
D542,078	S	*	5/2007	Bodum	D7/319

FOREIGN PATENT DOCUMENTS

EC	000094131-0001	2/2004
EC	000094131-0002	2/2004
EC	000094131-0003	2/2004
EC	000144779-0001	6/2004
GB	2044802	6/1995
GB	2073110	8/1998
GB	3001749	5/2002
GB	3010705	2/2003

* cited by examiner

Primary Examiner—M. N. Pandozzi

(74) *Attorney, Agent, or Firm*—Craig A. Fieschko, Esq.;
DeWitt Ross & Stevens S.C.

(57) **CLAIM**

I claim the ornamental design for a plunger pot, as shown.

DESCRIPTION

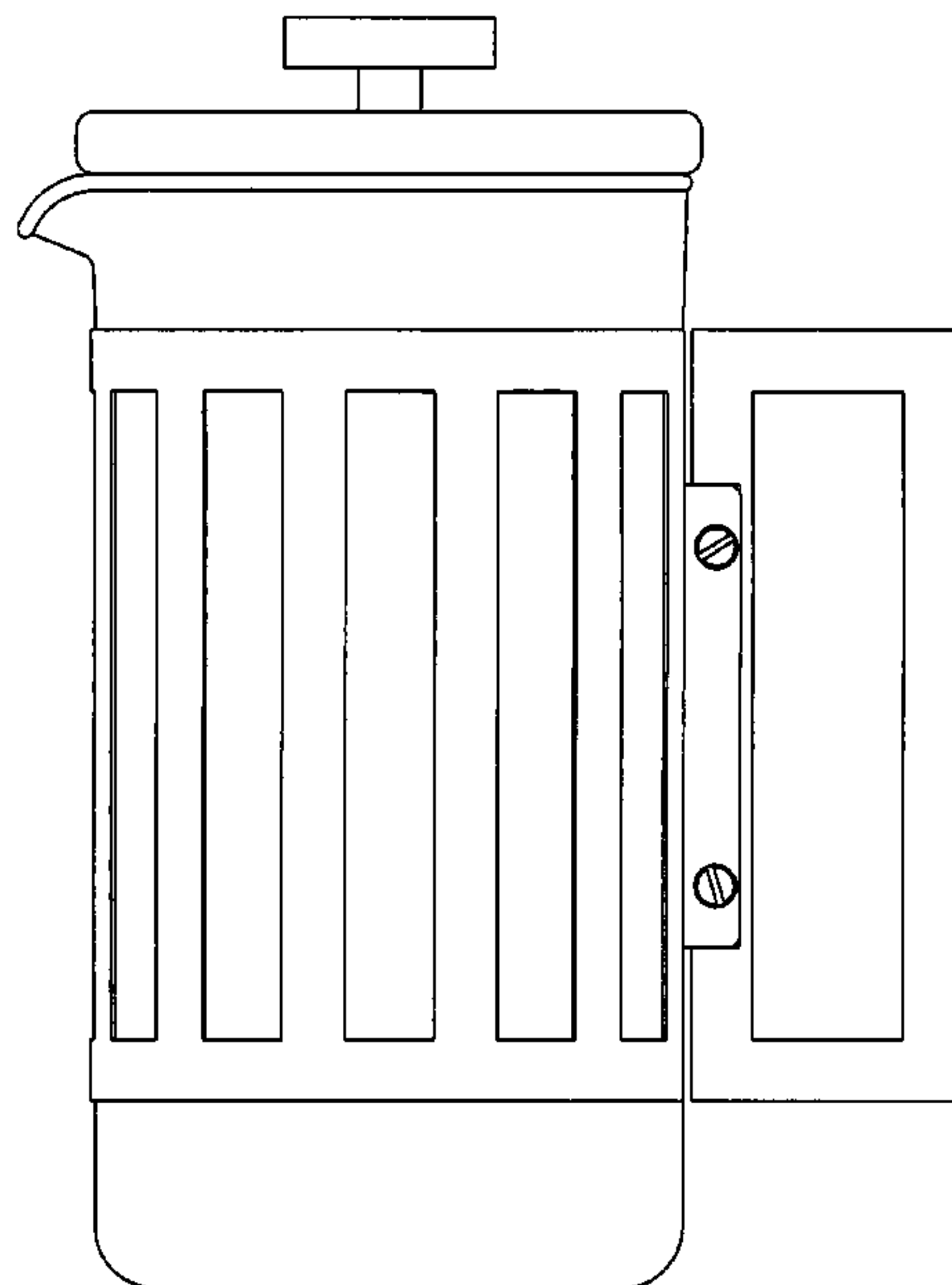
FIG. 1 is a perspective view of a plunger pot showing my design;

FIG. 2 is a front side elevational view thereof;

FIG. 3 is a right side elevational view thereof, the left side being a mirror image thereof; and,

FIG. 4 is a rear side elevational view thereof.

1 Claim, 4 Drawing Sheets



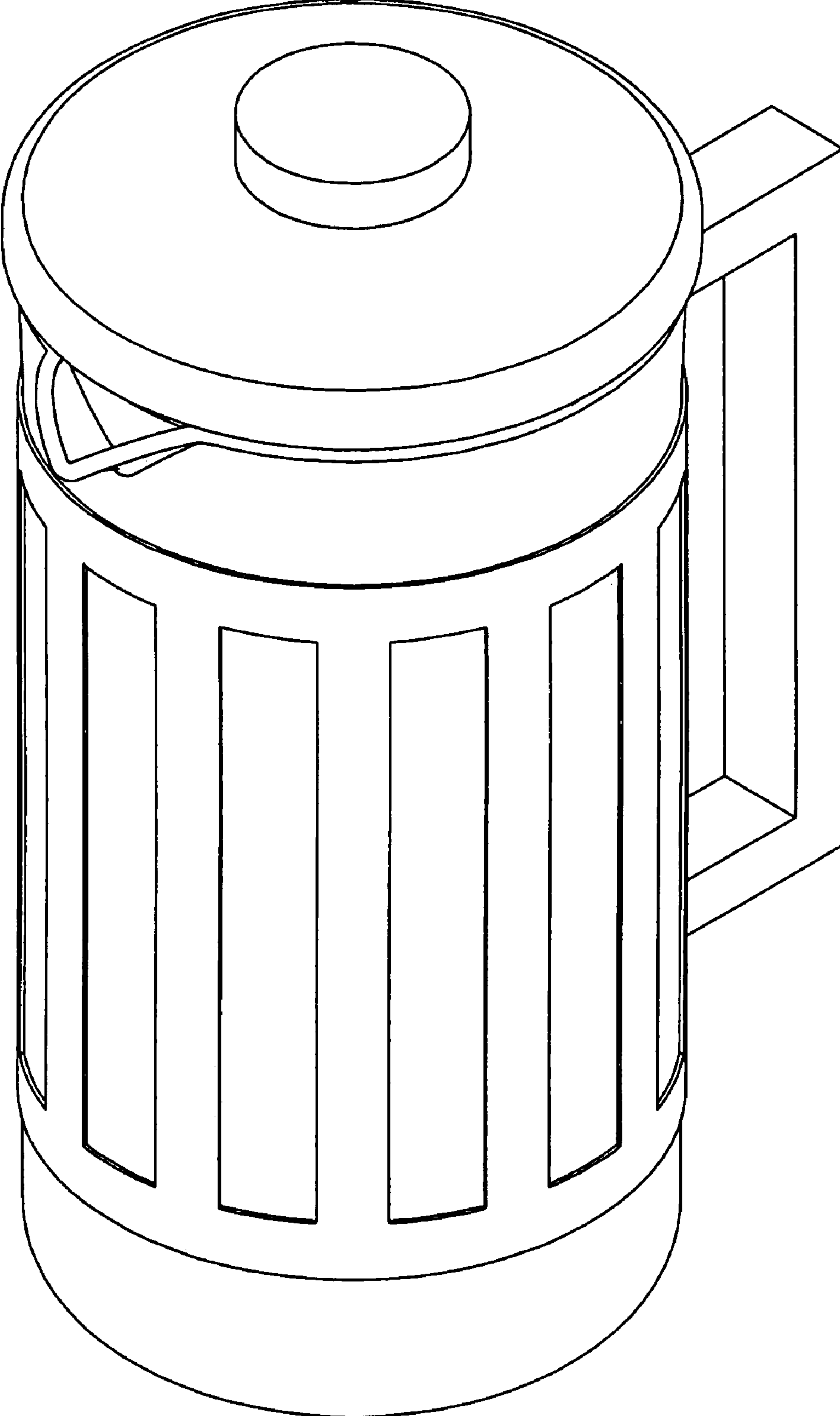


FIG. 1

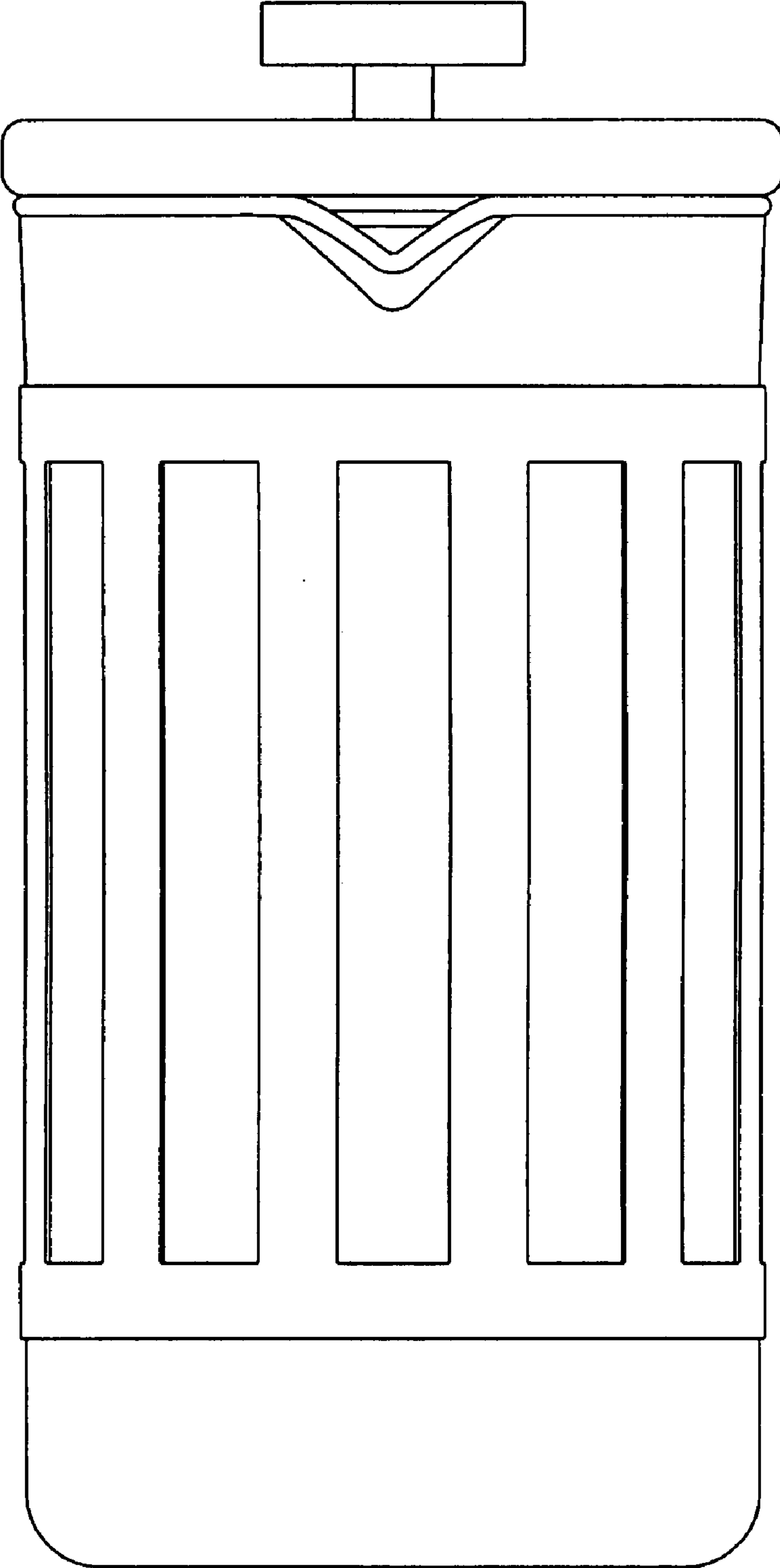


FIG. 2

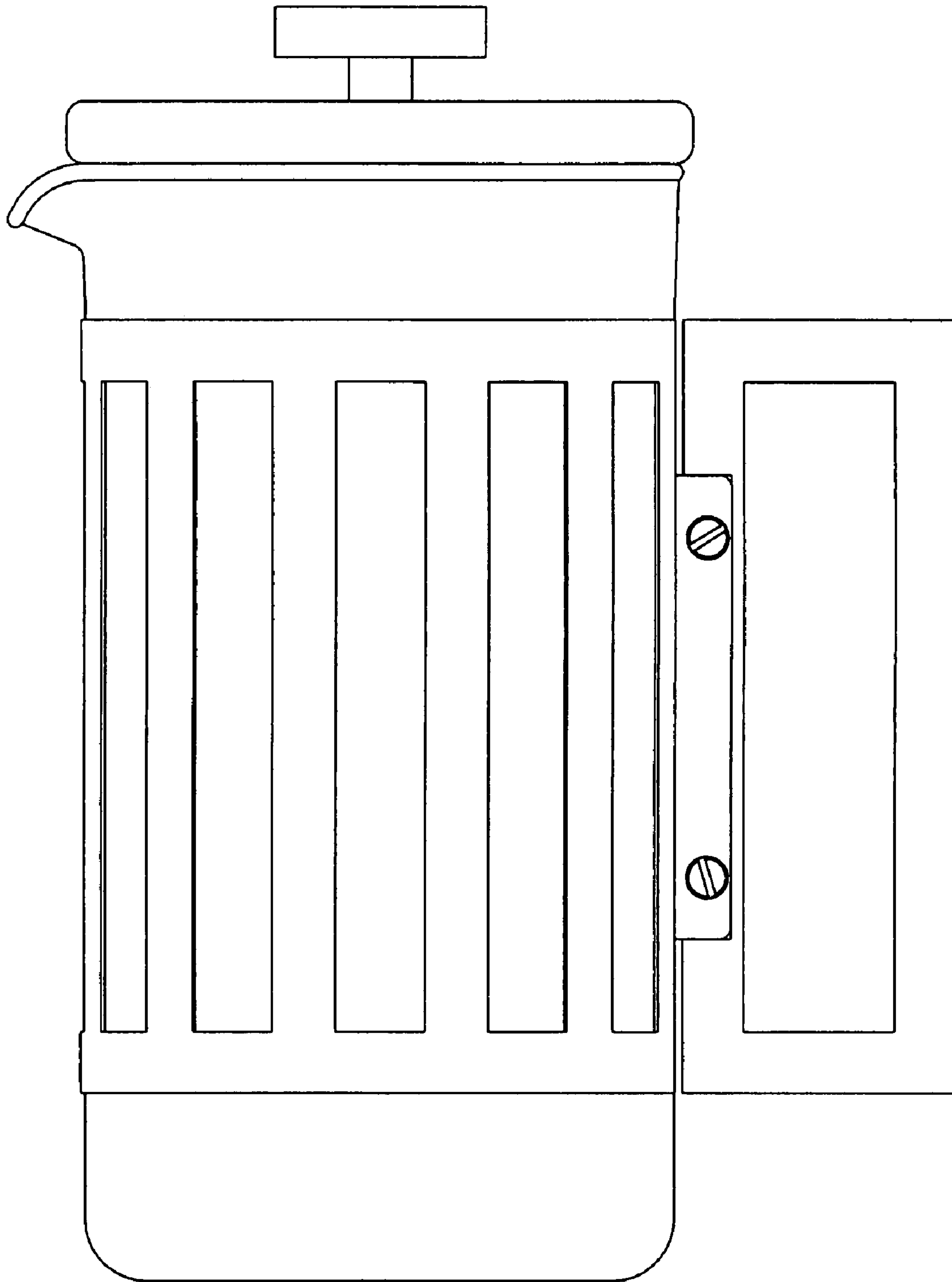


FIG. 3

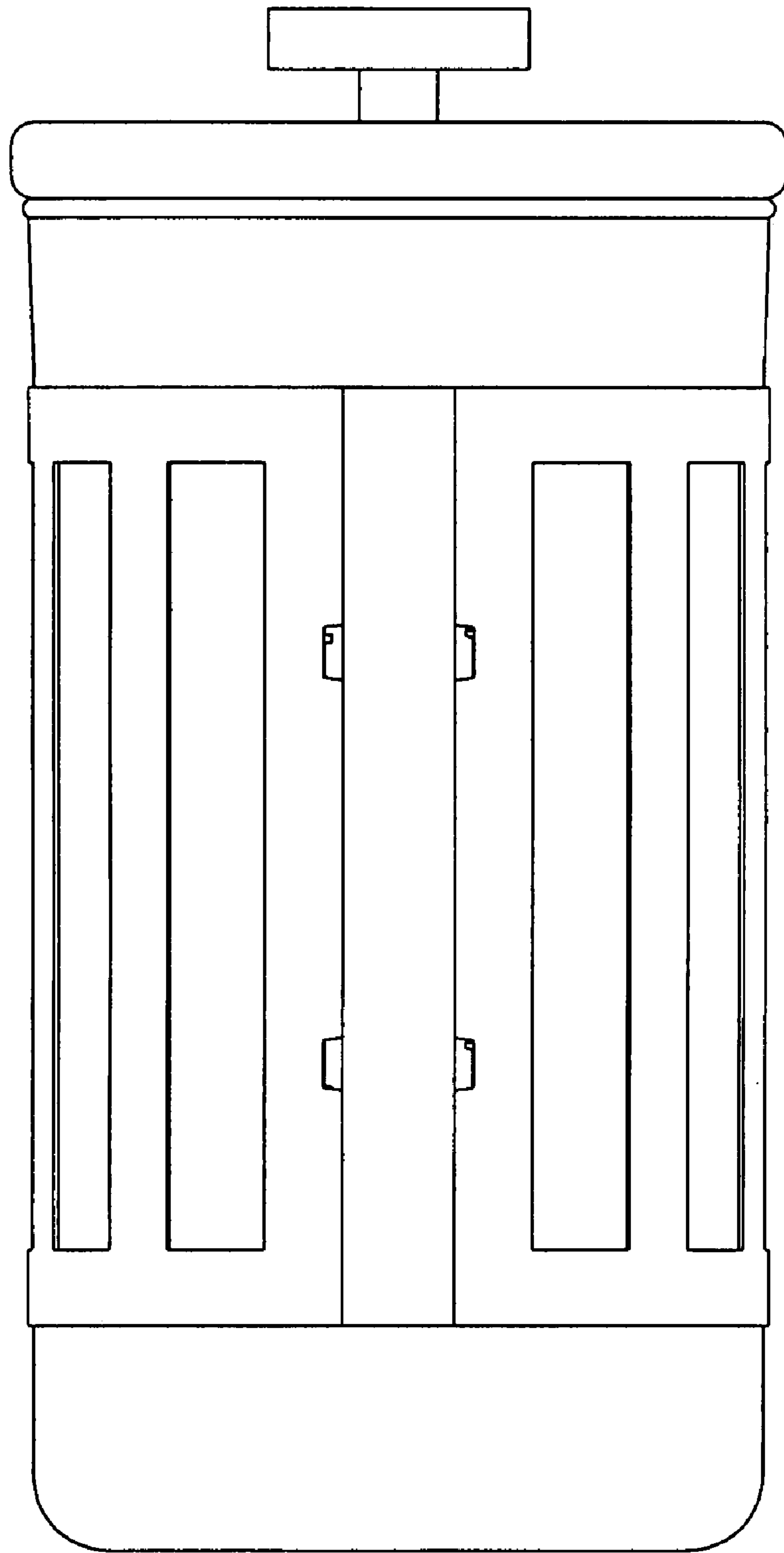


FIG. 4