



US00D559023S

(12) **United States Design Patent**  
**Reichert**

(10) **Patent No.:** **US D559,023 S**  
(45) **Date of Patent:** **\*\* Jan. 8, 2008**

(54) **CARRIER RACK FOR ELASTIC TIE-DOWN STRAPS**

D498,962 S \* 11/2004 Moon et al. .... D6/552  
D499,921 S \* 12/2004 Moon et al. .... D6/552  
D543,382 S \* 5/2007 Glassenberg et al. .... D6/462

(76) Inventor: **Thomas Reichert**, 124 W. Butler St.,  
Ft. Recovery, OH (US) 45846-9302

\* cited by examiner

(\*\*) Term: **14 Years**

*Primary Examiner*—Brian N Vinson

(21) Appl. No.: **29/271,297**

(74) *Attorney, Agent, or Firm*—Jacox, Meckstroth &  
Jenkins

(22) Filed: **Jan. 16, 2007**

(57) **CLAIM**

(51) **LOC (8) Cl.** ..... **06-99**

The ornamental design of a carrier rack for elastic tie-down straps, as shown and described.

(52) **U.S. Cl.** ..... **D6/512**

(58) **Field of Classification Search** ..... D6/512,

D6/462, 332, 396, 400, 552, 409–411, 487,  
D6/491, 492, 499; D25/38, 50, 62, 122,  
D25/100, 102, 119; 211/13.1, 26, 44, 86.01,  
211/113, 206; 248/456; 52/238.1

See application file for complete search history.

**DESCRIPTION**

(56) **References Cited**

U.S. PATENT DOCUMENTS

D279,942 S *	8/1985	Vasquez et al. ....	D6/332
D288,755 S *	3/1987	Schoenig .....	D6/462
D333,687 S *	3/1993	Smith .....	D6/552
D346,081 S *	4/1994	Turner .....	D6/410
D372,144 S *	7/1996	Selby .....	D6/462
D387,231 S *	12/1997	Turcotte .....	D6/552
6,276,539 B1 *	8/2001	Richbourg .....	211/86.01
6,465,090 B1 *	10/2002	Stowell et al. ....	248/456
D479,077 S *	9/2003	Ginsburg .....	D6/552
D495,524 S *	9/2004	Harwanko .....	D6/410

FIG. 1 is a perspective view of a carrier rack for elastic tie-down straps showing my new design, with middle portions broken away to disclose indefinite length and width;

FIG. 2 is a side view thereof with middle portions broken away to disclose indefinite length and width, the opposite side view being the same;

FIG. 3 is an end view thereof, the opposite end view being the same; and,

FIG. 4 is a top view thereof with middle portions broken away to disclose indefinite length and width, the bottom view being the same.

The elastic straps shown in phantom in FIG. 1 are for illustrative purposes only and form no part of the claimed design.

**1 Claim, 2 Drawing Sheets**

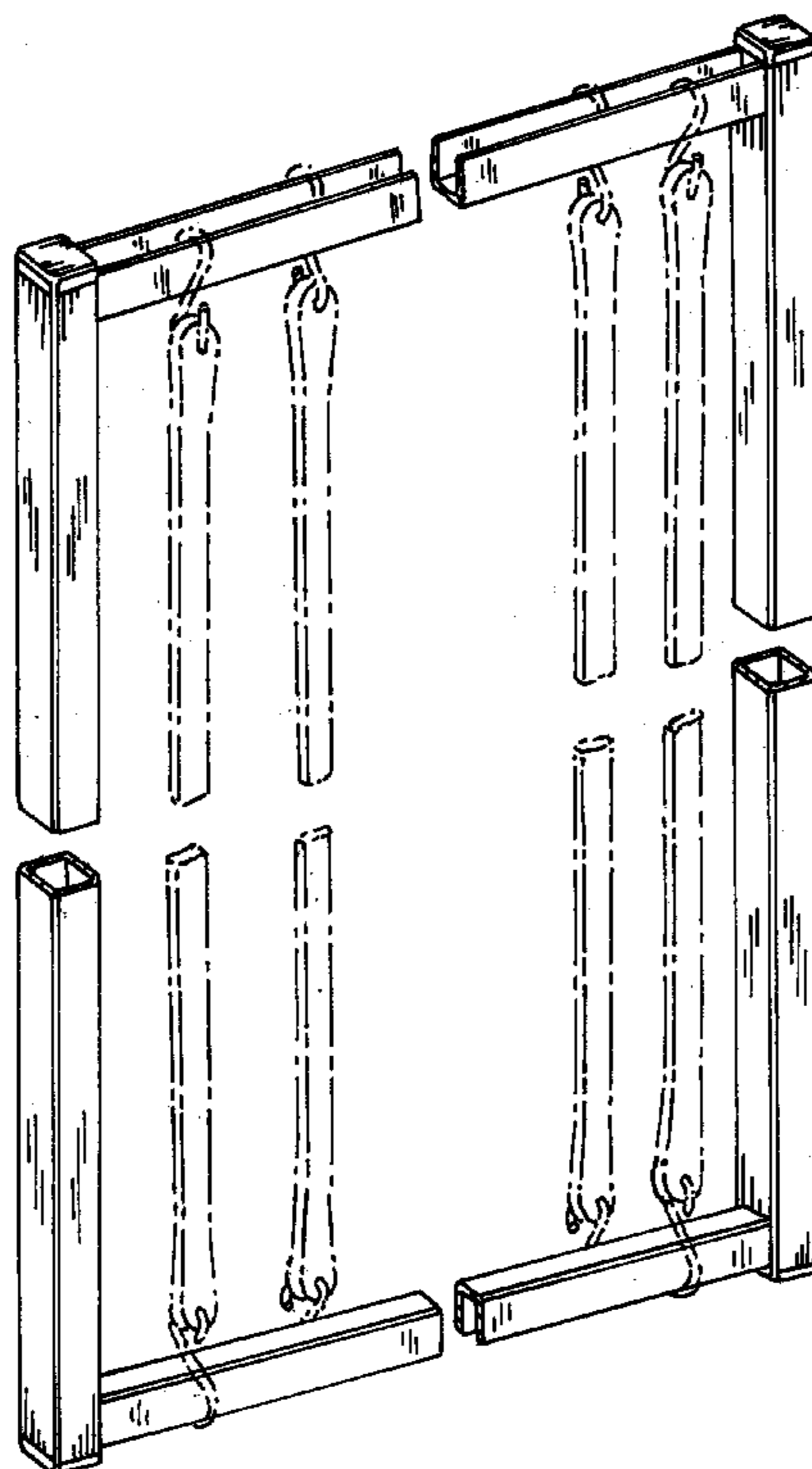


FIG-1

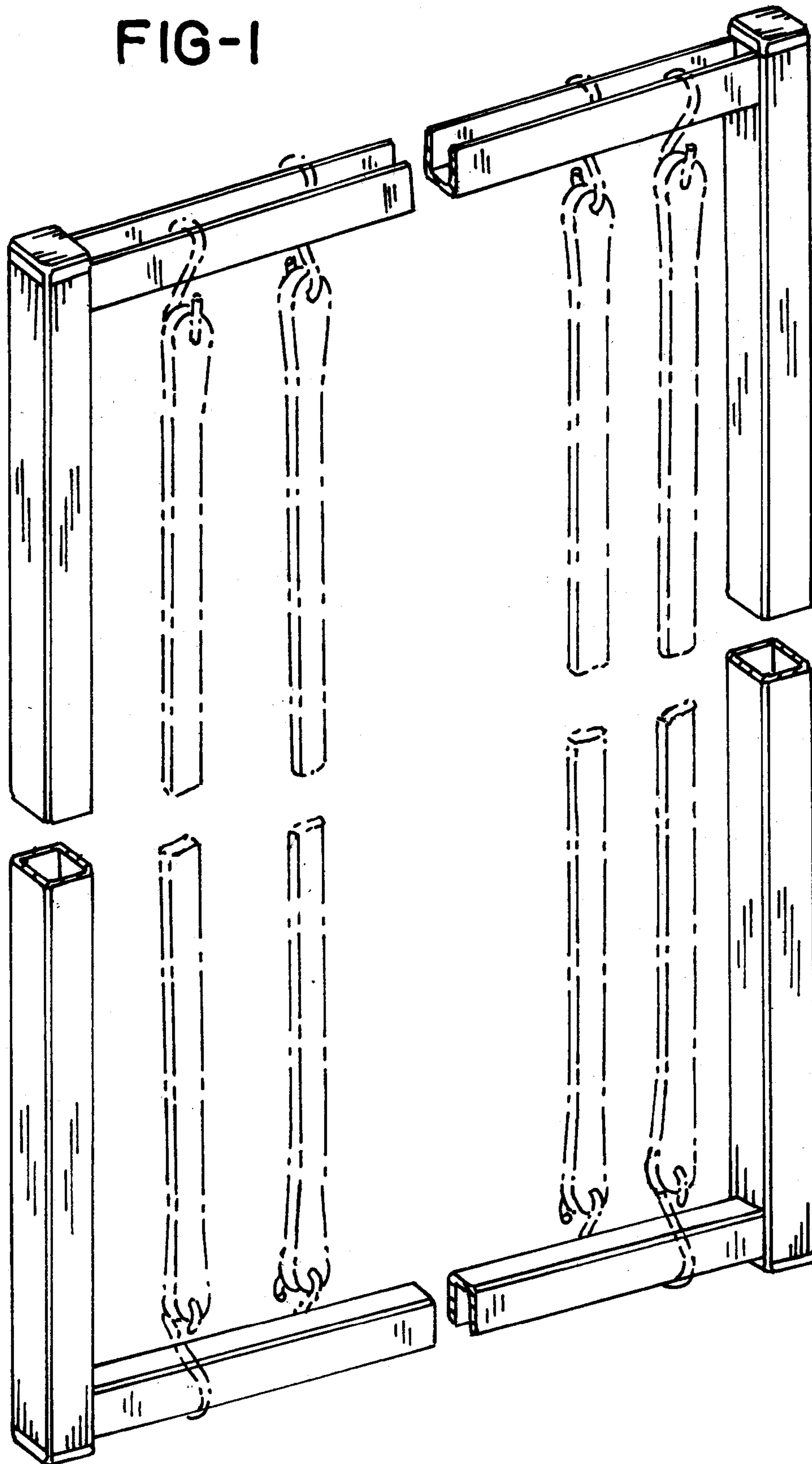


FIG-2

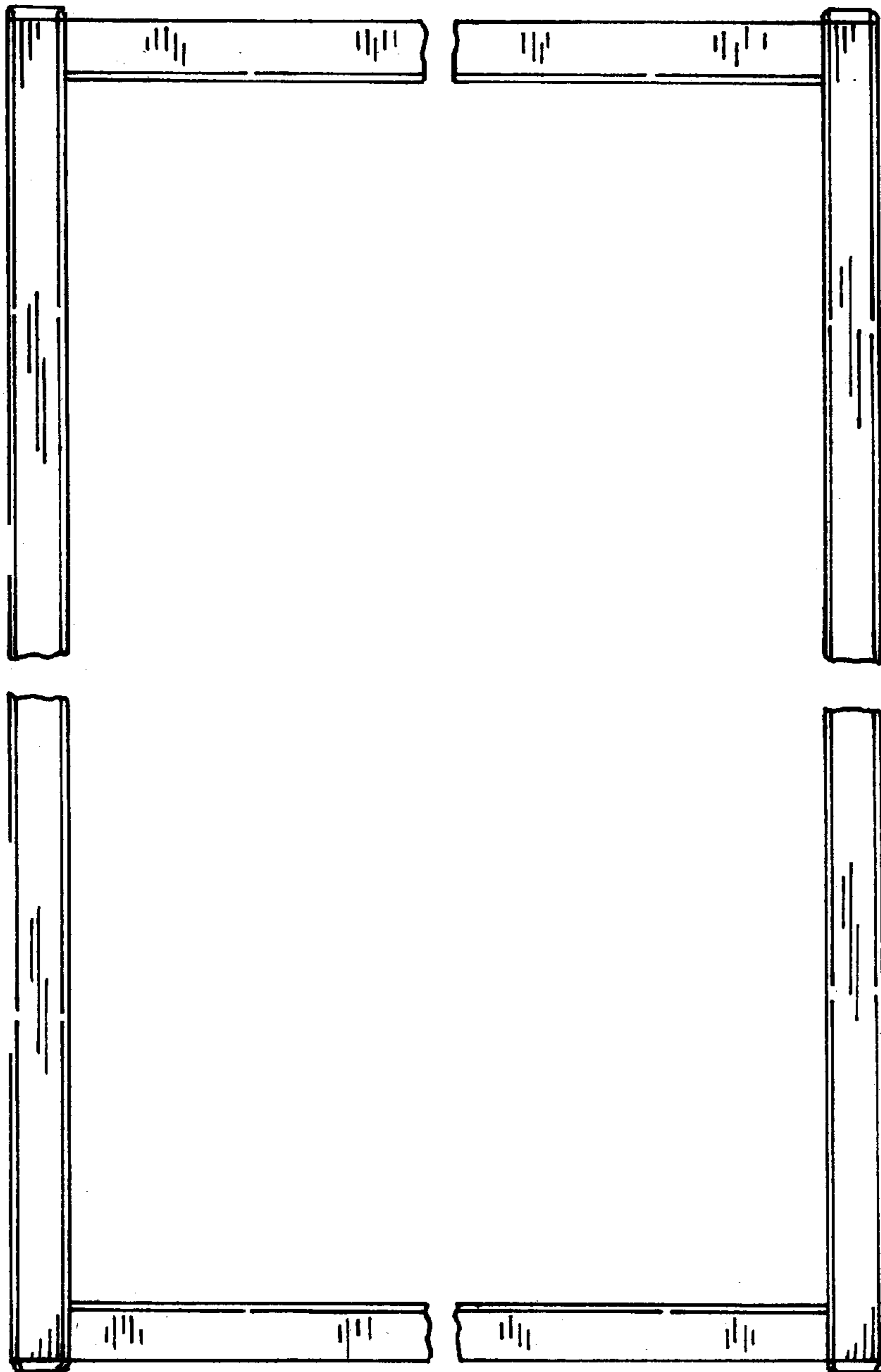


FIG-3



FIG-4

