



US00D559018S

(12) **United States Design Patent** (10) **Patent No.:** **US D559,018 S**  
**Peoples et al.** (45) **Date of Patent:** **\*\* Jan. 8, 2008**

(54) **STORAGE POUCH FOR HIGHCHAIR**

(75) Inventors: **Annette H. Peoples**, Burleson, TX (US); **James H. Peoples**, League City, TX (US); **Jennifer L. Peoples**, League City, TX (US)

(73) Assignee: **High Chair Pockets, LLC**, Burleson, TX (US)

(\*\*) Term: **14 Years**

(21) Appl. No.: **29/273,448**

(22) Filed: **Mar. 6, 2007**

(51) **LOC (8) Cl.** ..... **06-01**

(52) **U.S. Cl.** ..... **D6/491**

(58) **Field of Classification Search** ..... D6/333-336, D6/339-341, 344, 381, 491, 500-502; 297/250.1, 297/255, 256.15; 5/94, 98.2, 103-104, 655, 5/655.3; D12/129-130, 133; D21/419  
See application file for complete search history.

(56) **References Cited**

U.S. PATENT DOCUMENTS

2,761,481	A *	9/1956	Boatwright	.....	383/22
4,240,480	A *	12/1980	Strobel	.....	383/15
4,824,168	A	4/1989	Makoski		
4,974,760	A *	12/1990	Miller	.....	224/407
D316,326	S *	4/1991	Kaldenbach	.....	D3/10
D316,479	S *	4/1991	Miller	.....	D3/11
5,012,963	A *	5/1991	Rosenbaum	.....	224/407
D324,297	S *	3/1992	Cline, III	.....	D3/10
5,139,308	A *	8/1992	Ziman	.....	297/188.06
5,314,232	A	5/1994	Hopkins		
5,340,005	A *	8/1994	Woods et al.	.....	224/407
5,407,111	A *	4/1995	Lanouette et al.	.....	224/579
5,511,710	A *	4/1996	Woods et al.	.....	224/407
5,660,275	A *	8/1997	Hilsop et al.	.....	206/315.5
5,699,564	A	12/1997	Heh		

5,702,038	A	12/1997	Miller et al.		
5,743,650	A *	4/1998	Shannon et al.	.....	383/16
5,941,437	A	8/1999	Okumura		
6,292,963	B1 *	9/2001	Couture	.....	5/503.1
6,877,801	B2	4/2005	Asbach et al.		
7,021,825	B1	4/2006	Schultz		
D522,750	S *	6/2006	Girod	.....	D3/303

\* cited by examiner

*Primary Examiner*—Sandra Snapp

(74) *Attorney, Agent, or Firm*—James E. Walton

(57) **CLAIM**

The ornamental design for a storage pouch for high chair, as shown and described.

**DESCRIPTION**

FIG. 1 is a perspective view of the storage pouch for highchair according to the present invention.

FIG. 2 is a front view of the storage pouch for highchair according to the present invention.

FIG. 3 is a right side view of the storage pouch for highchair according to the present invention. The left side view is a mirror image of the right side view.

FIG. 4 is a rear view of the storage pouch for highchair according to the present invention.

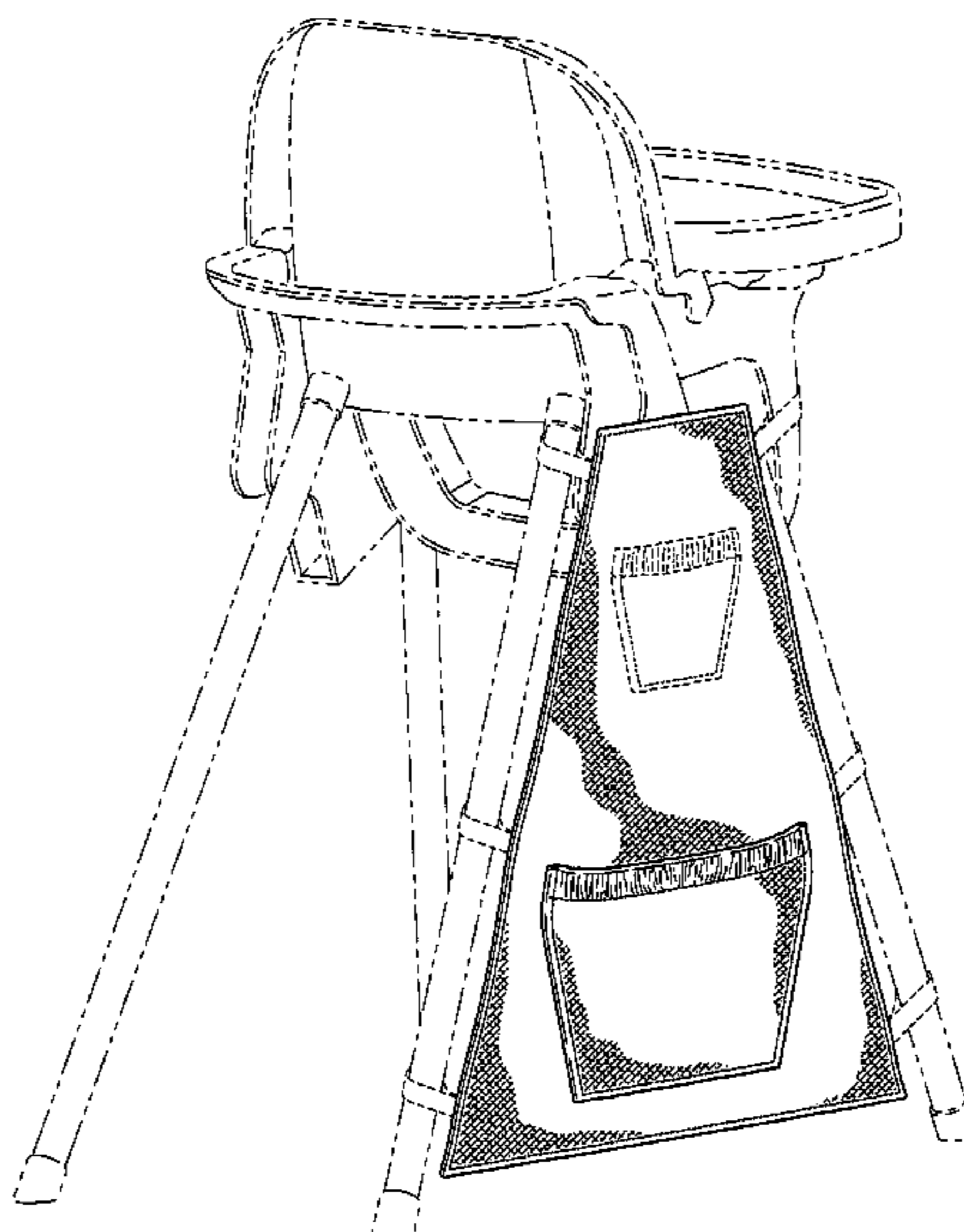
FIG. 5 is a top view of the storage pouch for highchair according to the present invention.

FIG. 6 is a bottom view of the storage pouch for highchair according to the present invention; and,

FIG. 7 is a perspective view of the storage pouch for highchair according to an alternate embodiment of the present invention.

The broken lines in all views are for illustrative purposes only and form no part of the claimed design.

**1 Claim, 4 Drawing Sheets**



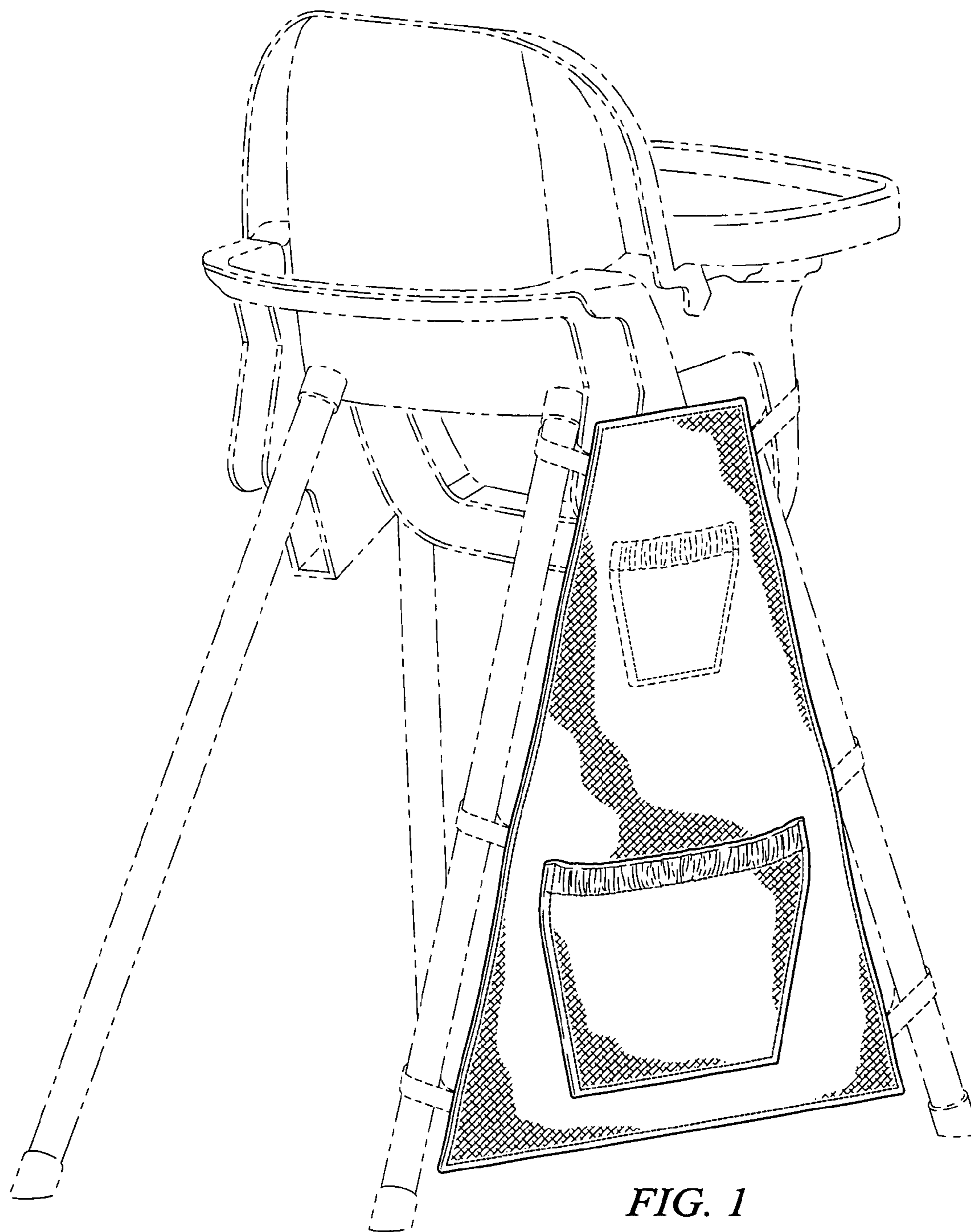


FIG. 1




FIG. 3

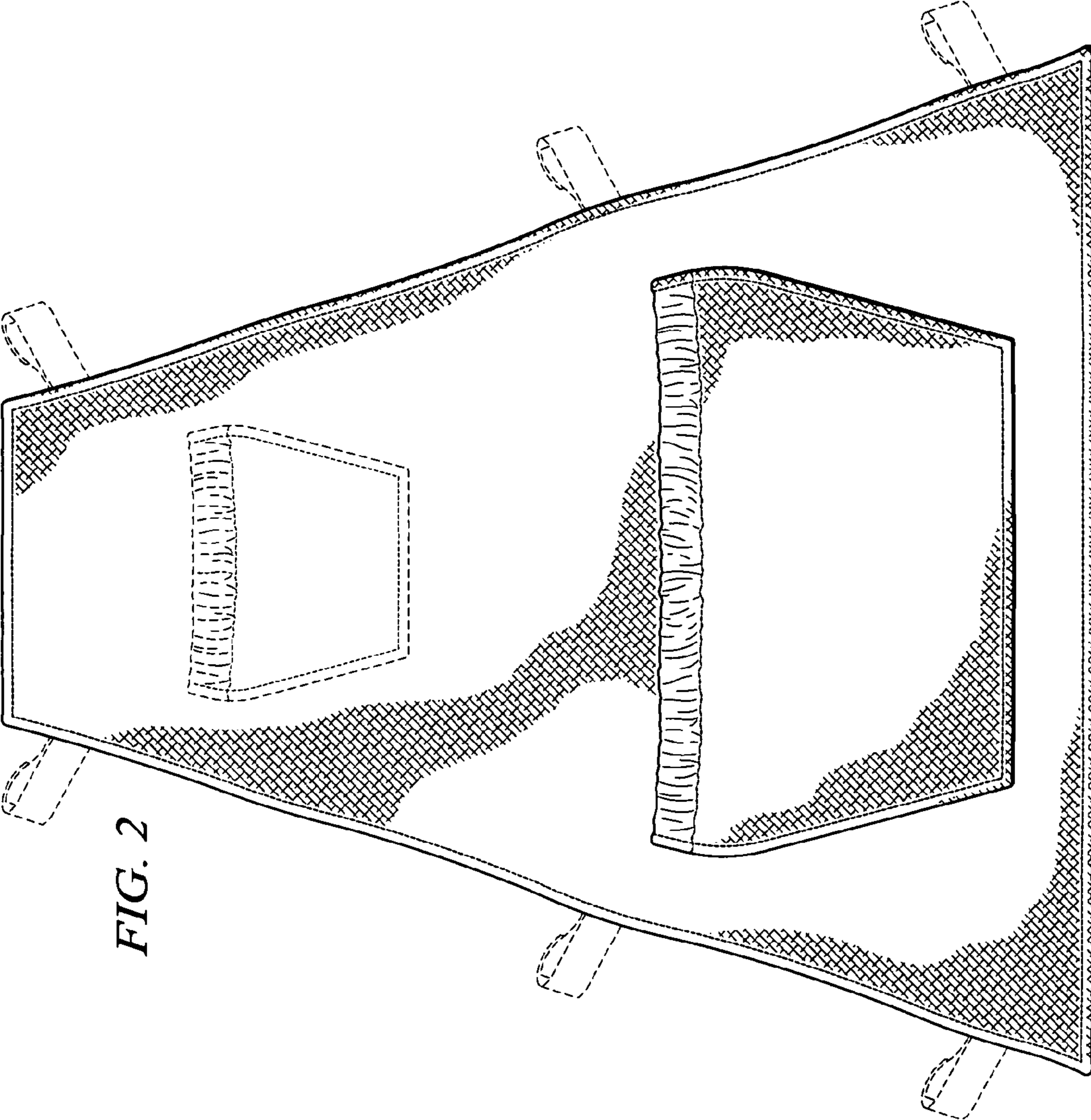


FIG. 2




FIG. 5

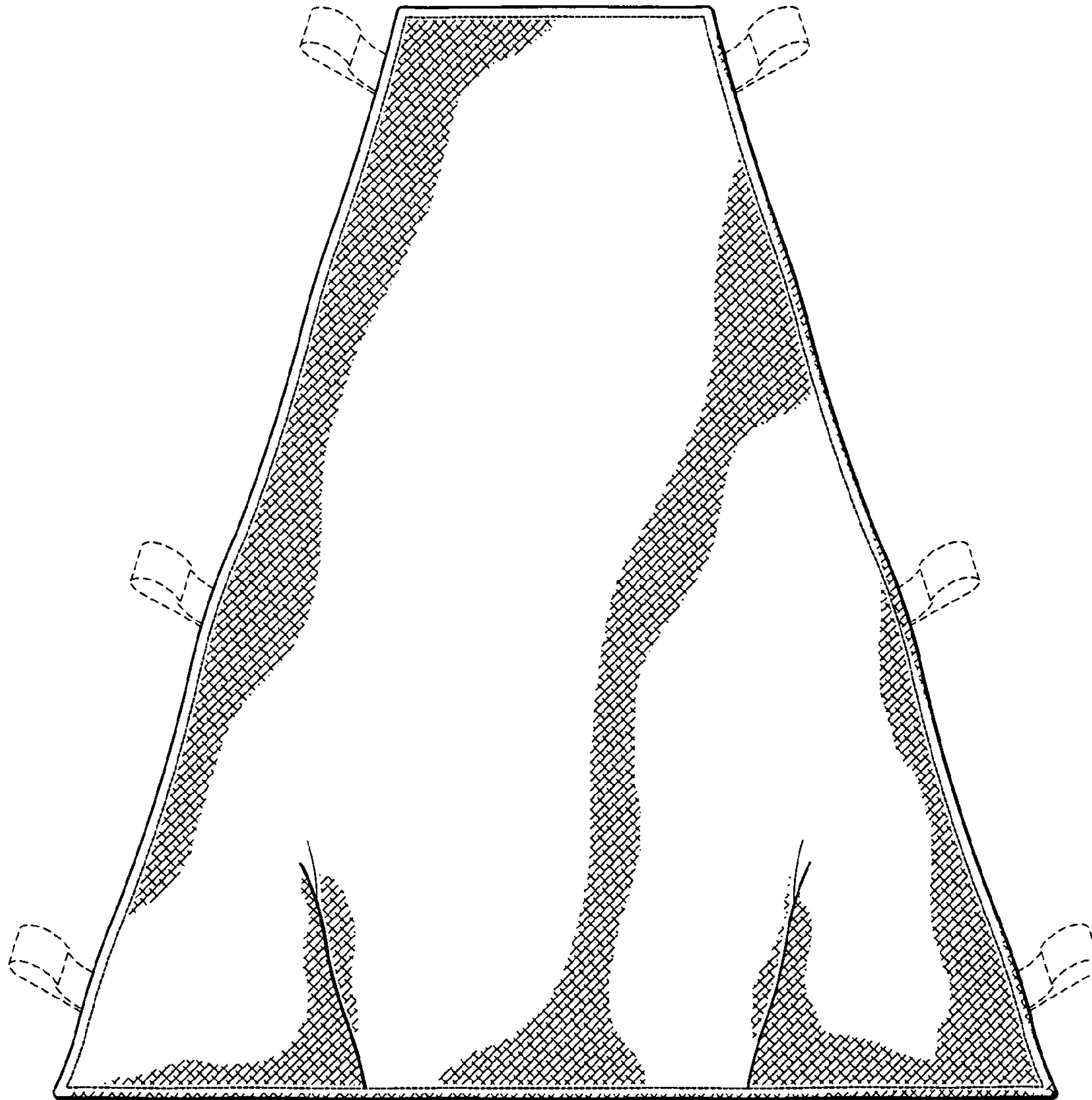


FIG. 4




FIG. 6

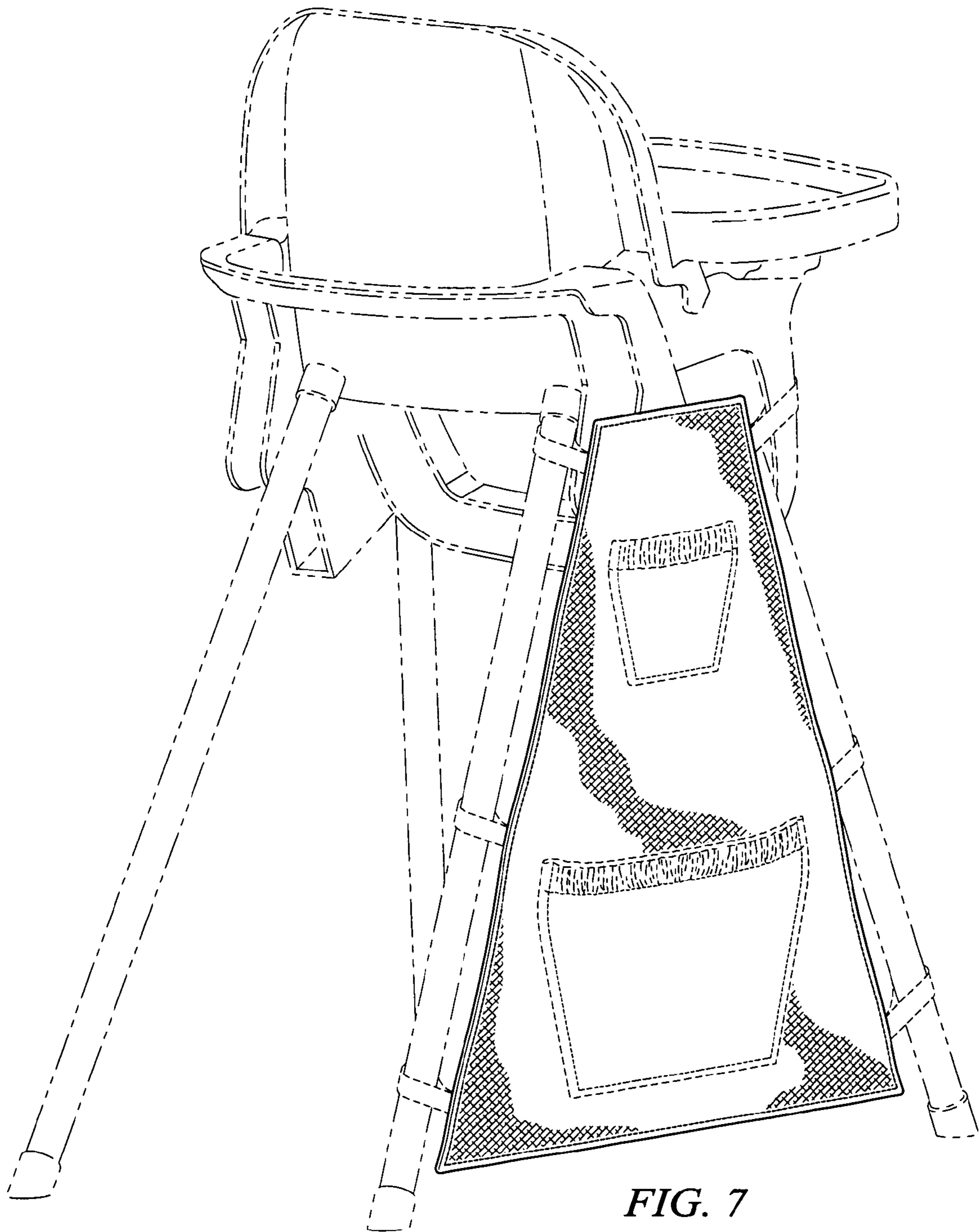


FIG. 7