



US00D559003S

(12) **United States Design Patent**  
**Lissoni**

(10) **Patent No.:** **US D559,003 S**

(45) **Date of Patent:** **\*\* \*Jan. 8, 2008**

(54) **SOFA**

(75) Inventor: **Piero Lissoni**, Milan (IT)

(73) Assignee: **Poltrona Frau S.p.A.**, Turin (IT)

(\*) Notice: This patent is subject to a terminal disclaimer.

(\*\*) Term: **14 Years**

(21) Appl. No.: **29/240,157**

(22) Filed: **Oct. 11, 2005**

(30) **Foreign Application Priority Data**

Apr. 11, 2005 (IT) ..... TO2005O0031

(51) **LOC (8) Cl.** ..... **06-01**

(52) **U.S. Cl.** ..... **D6/381**

(58) **Field of Classification Search** ..... D6/334-336,  
D6/361, 371, 381, 500-502, 492; 297/445.1,  
297/446.1, 232, 248; 5/12.1

See application file for complete search history.

(56) **References Cited**

**U.S. PATENT DOCUMENTS**

- 2,217,426 A \* 10/1940 Zareko ..... 297/117
- 2,313,362 A \* 3/1943 Rous ..... 206/326
- 3,438,676 A \* 4/1969 Brosk ..... 297/451.6
- 3,747,134 A \* 7/1973 Montague ..... 5/8
- 3,866,976 A \* 2/1975 Ohlsson ..... 297/445.1
- D234,731 S \* 4/1975 McDonald ..... D6/371

- D318,183 S \* 7/1991 Fister, Jr. .... D6/334
- D342,837 S \* 1/1994 Forcolini ..... D6/334
- D378,028 S \* 2/1997 Schefcik ..... D6/334
- D399,661 S \* 10/1998 Smith ..... D6/334
- D410,800 S \* 6/1999 Gomez ..... D6/369
- D448,580 S \* 10/2001 Carlson ..... D6/336
- D473,723 S \* 4/2003 Pesso ..... D6/334
- 6,797,614 B1 \* 9/2004 Paton et al. .... 438/655
- D502,614 S \* 3/2005 Tapinassi et al. .... D6/381
- D538,054 S \* 3/2007 Lissoni ..... D6/334
- 2002/0000741 A1 \* 1/2002 Clay et al. .... 297/118

\* cited by examiner

*Primary Examiner*—Sandra Snapp

(74) *Attorney, Agent, or Firm*—Nixon & Vanderhye, P.C.

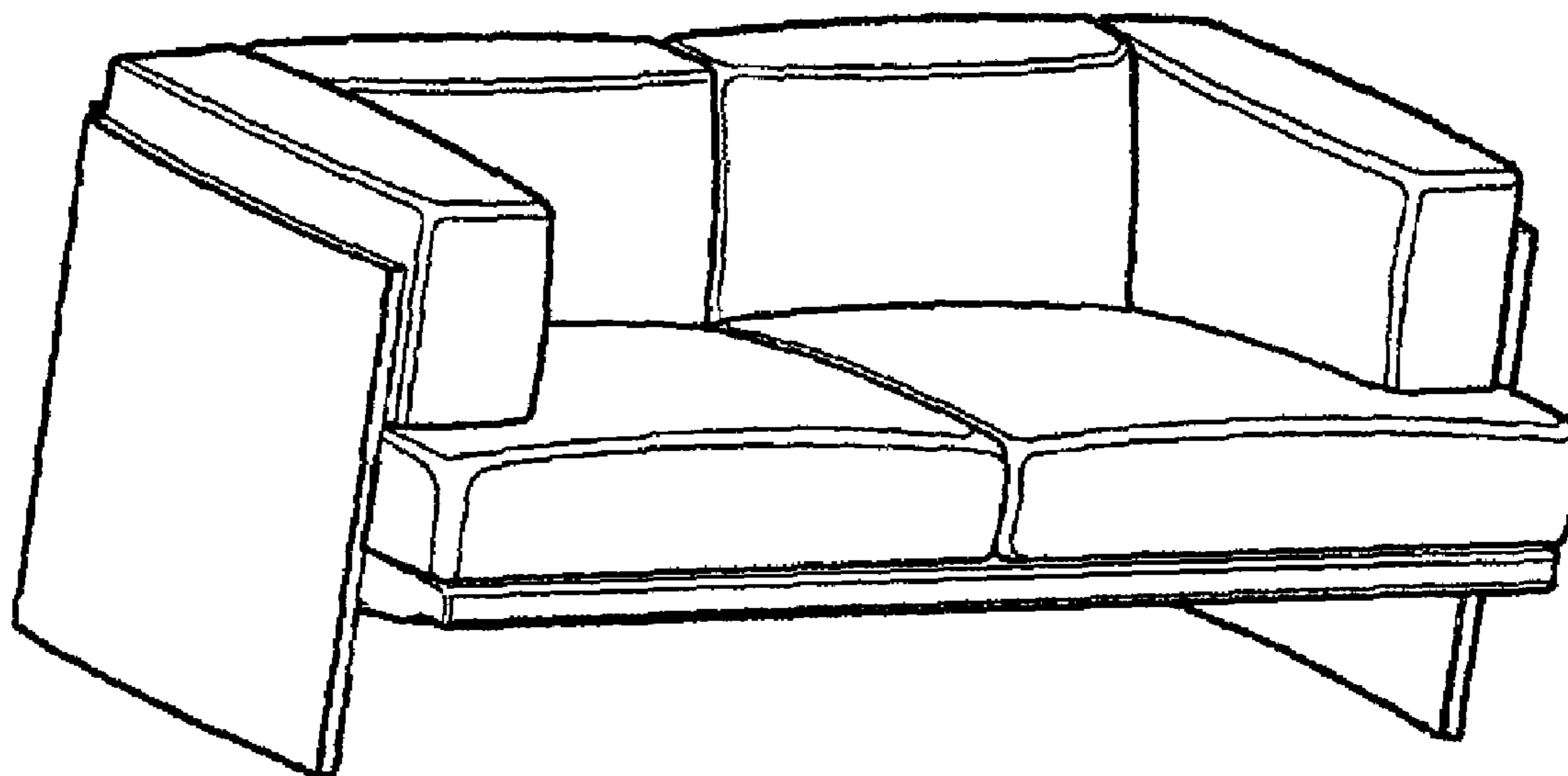
(57) **CLAIM**

The ornamental design for a “sofa,” as shown and described.

**DESCRIPTION**

FIG. 1 is a top, front and left side perspective view of a sofa;  
 FIG. 2 is a top, rear and right side perspective view of a sofa;  
 FIG. 3 is a right side elevational view of a sofa;  
 FIG. 4 is a left side elevational view of a sofa;  
 FIG. 5 is a rear elevational view of a sofa;  
 FIG. 6 is a front elevational view of a sofa;  
 FIG. 7 is a bottom plan view of a sofa; and,  
 FIG. 8 is a top plan view of a sofa.

**1 Claim, 4 Drawing Sheets**



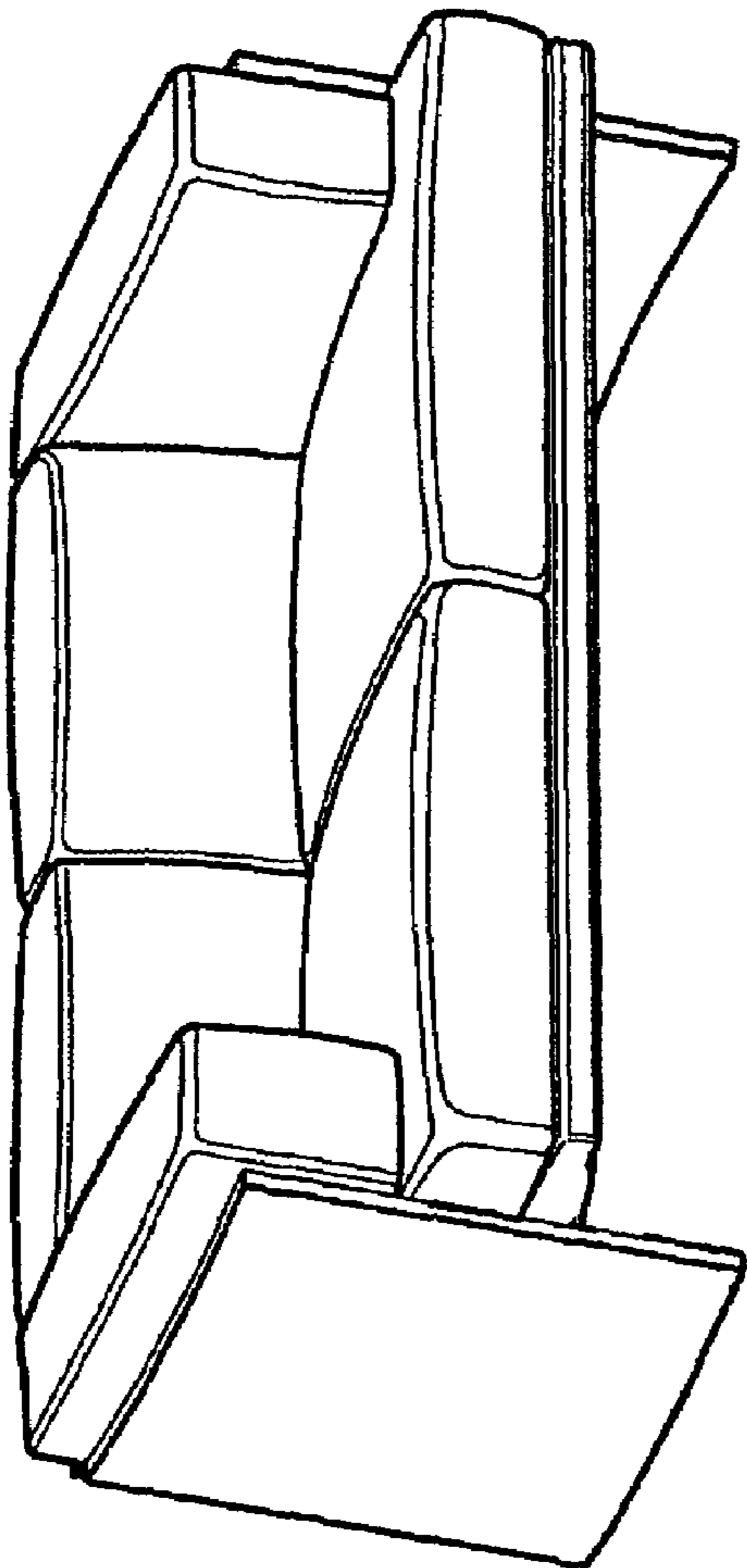


FIG. 1

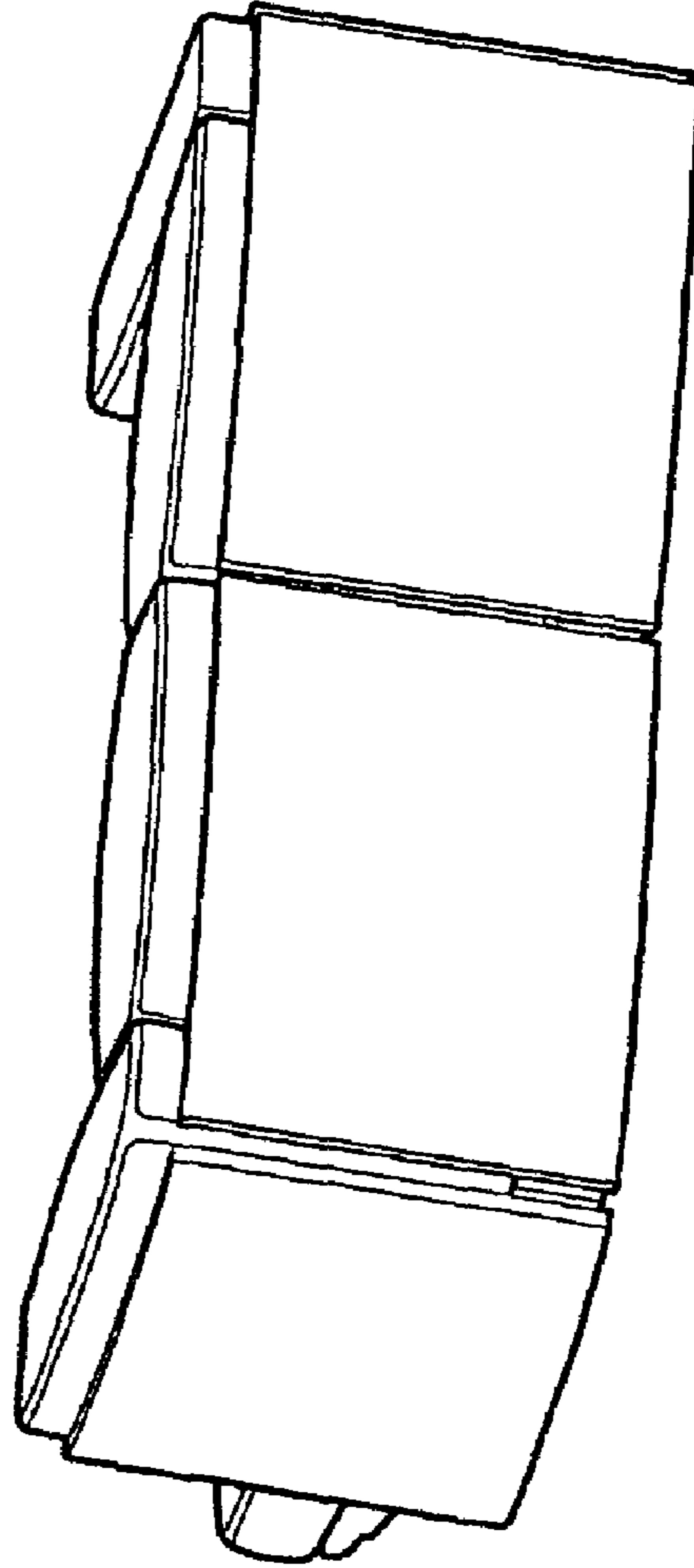


FIG. 2




FIG. 4




FIG. 3

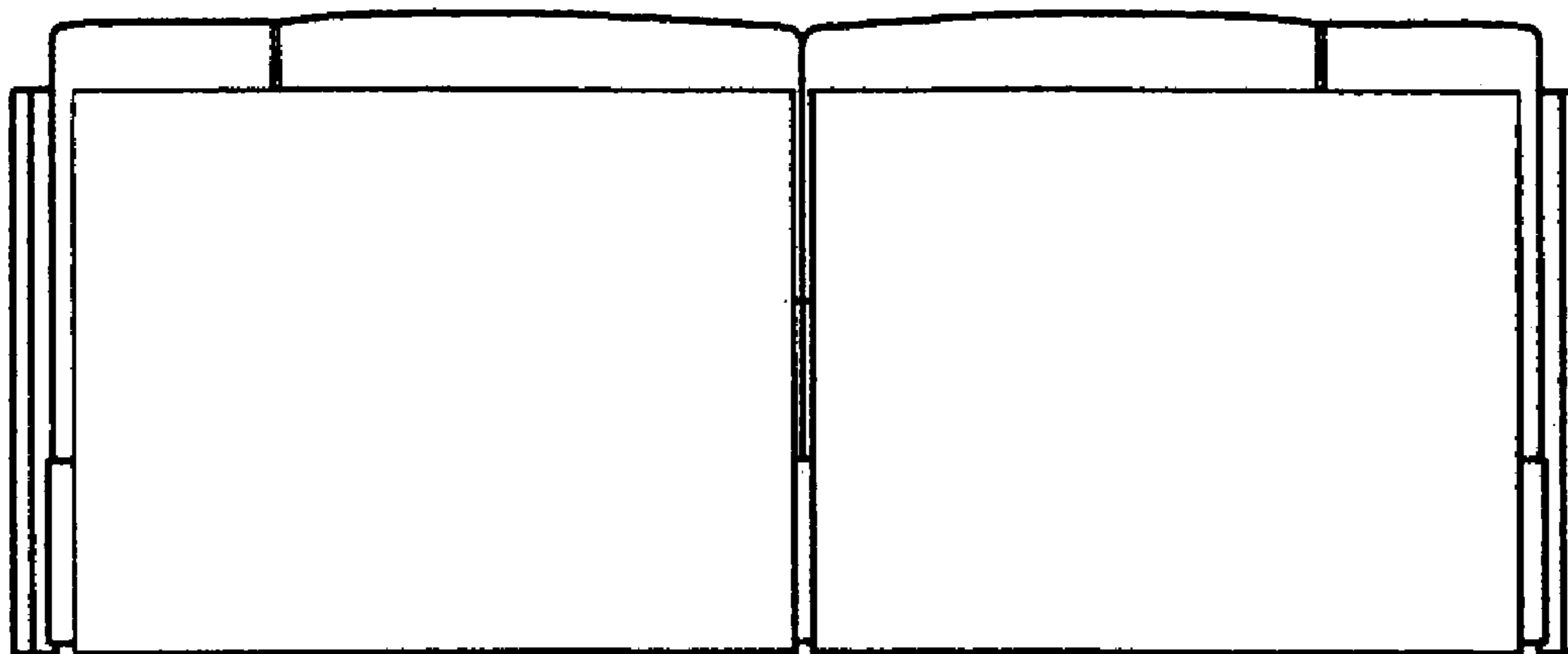


FIG. 5

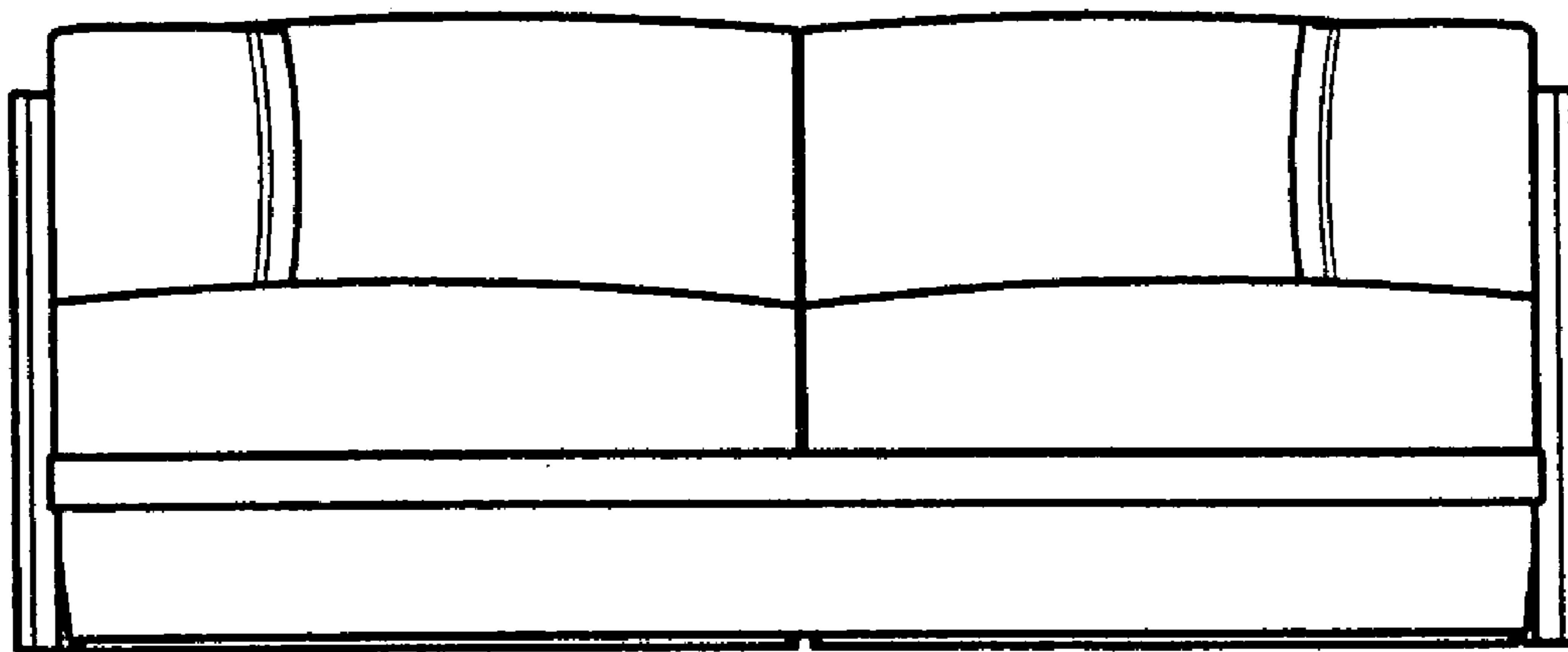


FIG. 6

FIG. 7

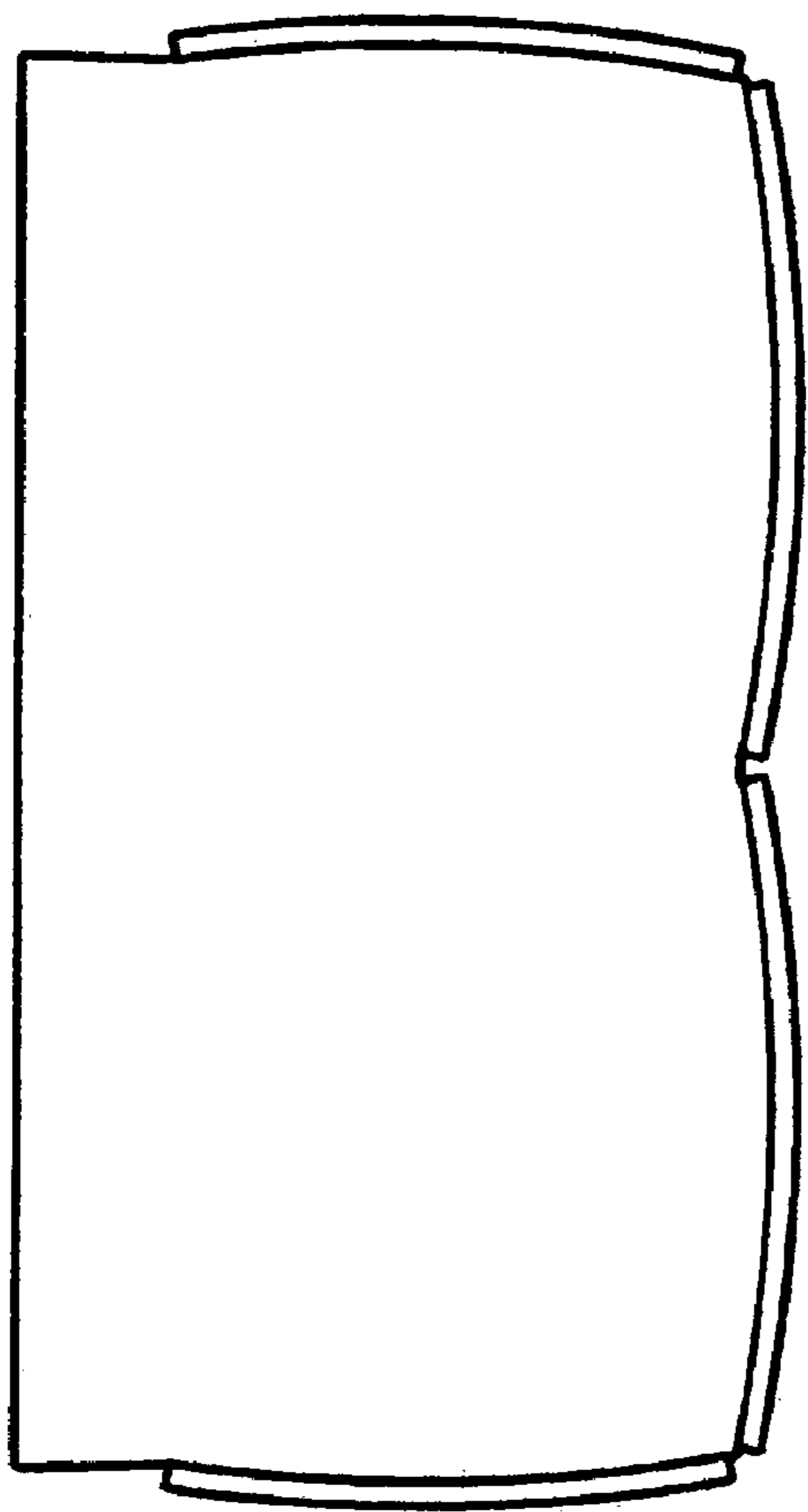


FIG. 8

