



US00D558999S

(12) **United States Design Patent**
Cantarutti

(10) **Patent No.:** **US D558,999 S**
(45) **Date of Patent:** **** Jan. 8, 2008**

(54) **CHAIR**

(75) Inventor: **Robby Cantarutti**, Premariacco (IT)

(73) Assignee: **JDS International S.p.A.** (IT)

(**) Term: **14 Years**

(21) Appl. No.: **29/263,502**

(22) Filed: **Jul. 25, 2006**

(51) **LOC (8) Cl.** **06-01**

(52) **U.S. Cl.** **D6/368**

(58) **Field of Classification Search** D6/334-336,
D6/368, 374, 376, 379, 380, 500-502; 297/40,
297/41, 55, 56, 58, 183.7, 411.2, 452.1, 452.29,
297/452.36

See application file for complete search history.

(56) **References Cited**

U.S. PATENT DOCUMENTS

D347,122 S * 5/1994 Kolberg D6/368
D440,784 S * 4/2001 Ambasz D6/368
D446,661 S * 8/2001 Ambasz D6/368

D505,800 S * 6/2005 Lucci et al. D6/368
D519,292 S * 4/2006 Ashby D6/368
D520,769 S * 5/2006 Bennett et al. D6/379
D523,254 S * 6/2006 Nye et al. D6/368

* cited by examiner

Primary Examiner—Mimosa De

(74) *Attorney, Agent, or Firm*—Hoffman Wasson & Gitler

(57) **CLAIM**

The ornamental design for a chair, as shown, and described.

DESCRIPTION

FIG. 1 is a perspective view of the chair;
FIG. 2 is a rear view of the chair;
FIG. 3 is a left side view of the chair;
FIG. 4 is a top view of the chair;
FIG. 5 is a bottom view of the chair;
FIG. 6 is a right side view of the chair; and,
FIG. 7 is a front view of the chair.

1 Claim, 7 Drawing Sheets






FIG. 1

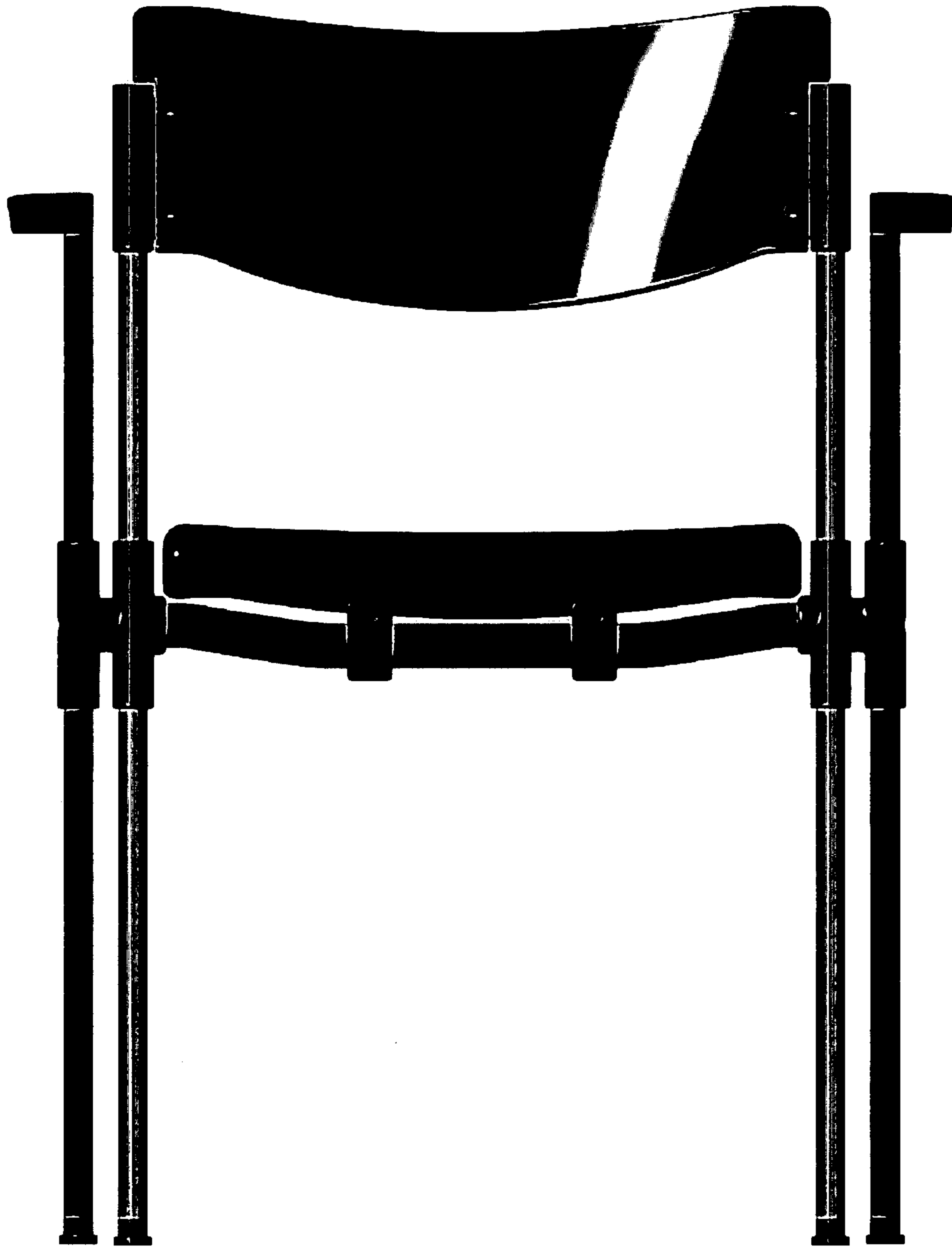


FIG. 2




FIG.3




FIG.4




FIG.5



FIG.6



FIG. 7