



US00D558991S

(12) **United States Design Patent**
Várdy

(10) **Patent No.:** **US D558,991 S**
(45) **Date of Patent:** **** Jan. 8, 2008**

(54) **STOOL**
(75) Inventor: **Timon Roland Andor Várdy**, Haarlem (NL)

D367,563 S * 3/1996 Murken D6/353
6,036,269 A * 3/2000 Colton 297/440.12
6,161,901 A * 12/2000 Avner 297/440.12
D460,566 S * 7/2002 Henschel et al. D25/65
D531,429 S * 11/2006 Henschel D6/480

(73) Assignee: **Timon Enterprise**, Haarlem (NL)

FOREIGN PATENT DOCUMENTS

(**) Term: **14 Years**

WO DM 055039 4/2001

(21) Appl. No.: **29/286,368**

* cited by examiner

(22) Filed: **May 3, 2007**

Primary Examiner—Sandra Snapp

(74) *Attorney, Agent, or Firm*—Bradley N. Ruben

(51) **LOC (8) Cl.** **06-01**

(52) **U.S. Cl.** **D6/353**

(58) **Field of Classification Search** D6/349–353,
D6/355, 364, 484, 334, 500–502; 297/258.1,
297/259.1, 440.12, 445.1, 451.4, 461–462,
297/187; 108/115; 229/100, 112, 117.01
See application file for complete search history.

(57) **CLAIM**

The ornamental design for a stool, as shown and described.

(56) **References Cited**

DESCRIPTION

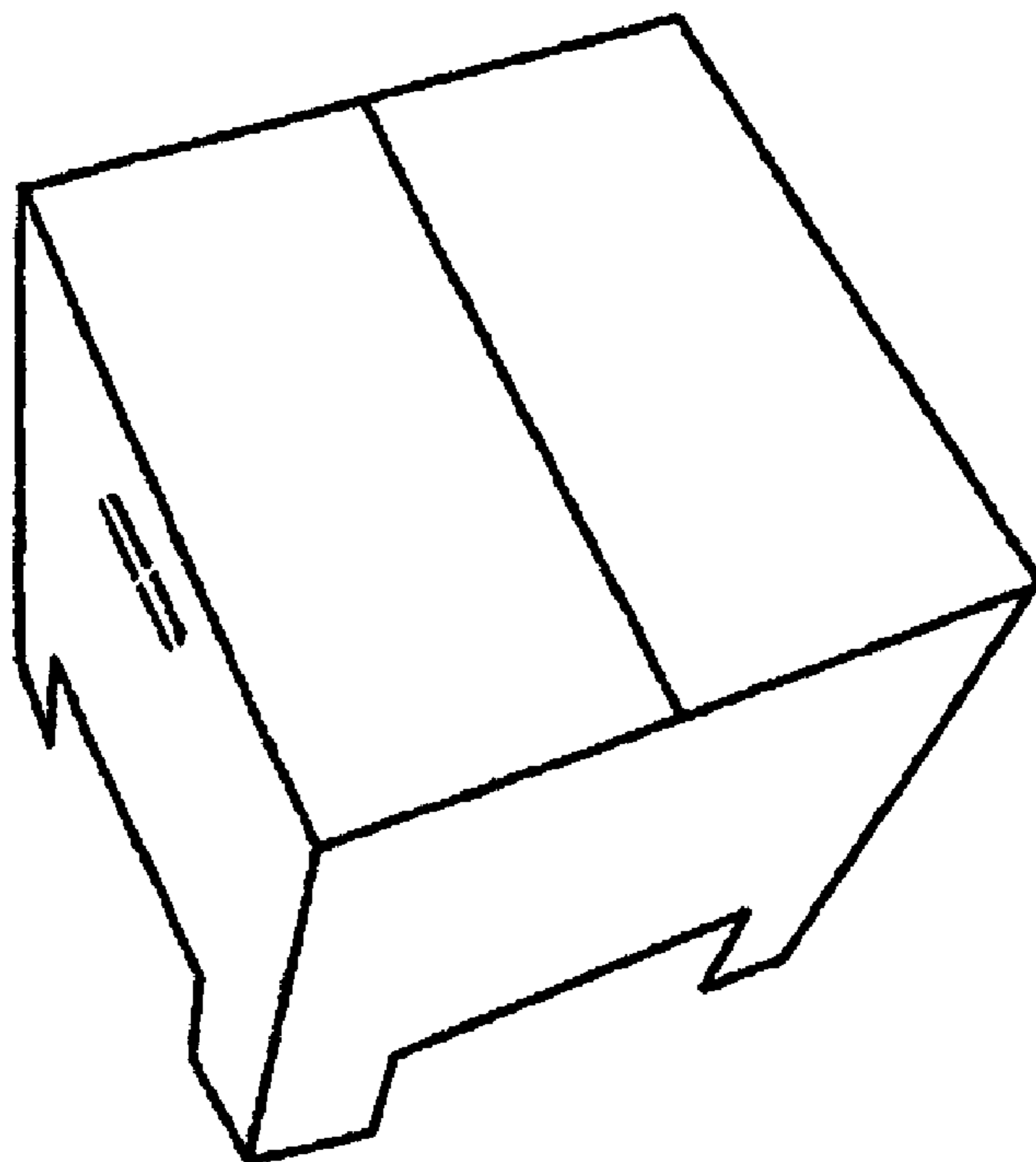
U.S. PATENT DOCUMENTS

2,765,112 A * 10/1956 Derman 229/122.21
3,126,140 A * 3/1964 Lizan et al. 229/117.01
3,592,143 A * 7/1971 Krone 108/115
3,801,001 A * 4/1974 Taylor 229/139
3,837,719 A * 9/1974 Barron 312/195
D247,080 S * 1/1978 Robinson D6/485
4,630,861 A * 12/1986 Henschel 297/44
4,813,742 A * 3/1989 Cardinael 297/423.41
D330,640 S * 11/1992 Yoshimura D6/368
D356,216 S * 3/1995 Greene D6/353
5,445,435 A * 8/1995 Sheckles 297/440.12

FIG. 1 is top perspective view of my new stool design;
FIG. 2 is a side perspective view thereof;
FIG. 3 is a another side perspective view thereof;
FIG. 4 is a plan view of a die-cut blank from which the stool is assembled;
FIG. 5 is a perspective view of one embodiment of the internal support of the stool; and,
FIG. 6 is a bottom view of the stool assembled with the internal support of FIG. 5.

The broken lines shown in the drawings are for illustrative purposes only and form no part of the claimed design.

1 Claim, 4 Drawing Sheets



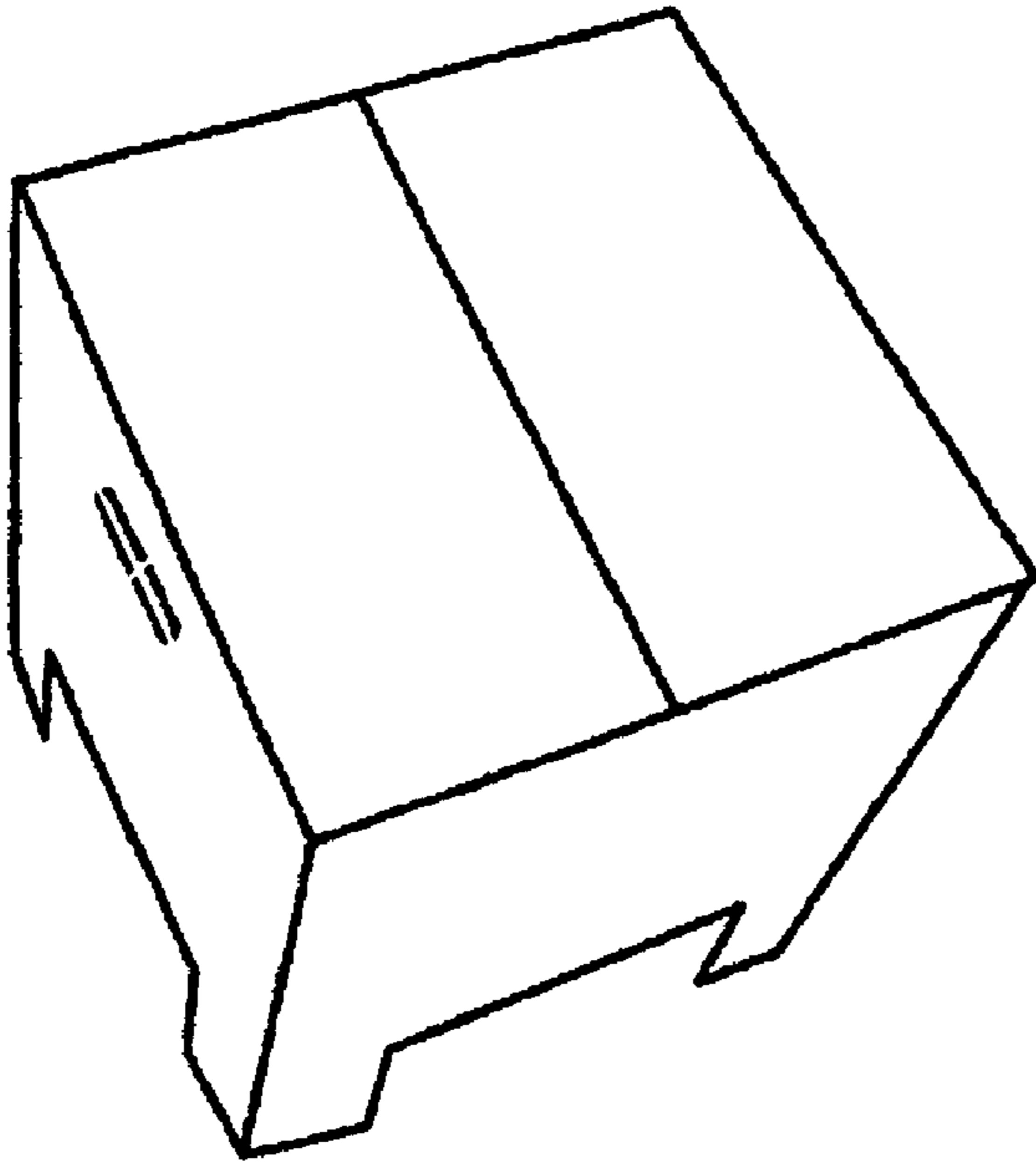


Fig. 1




Fig. 2




Fig. 3

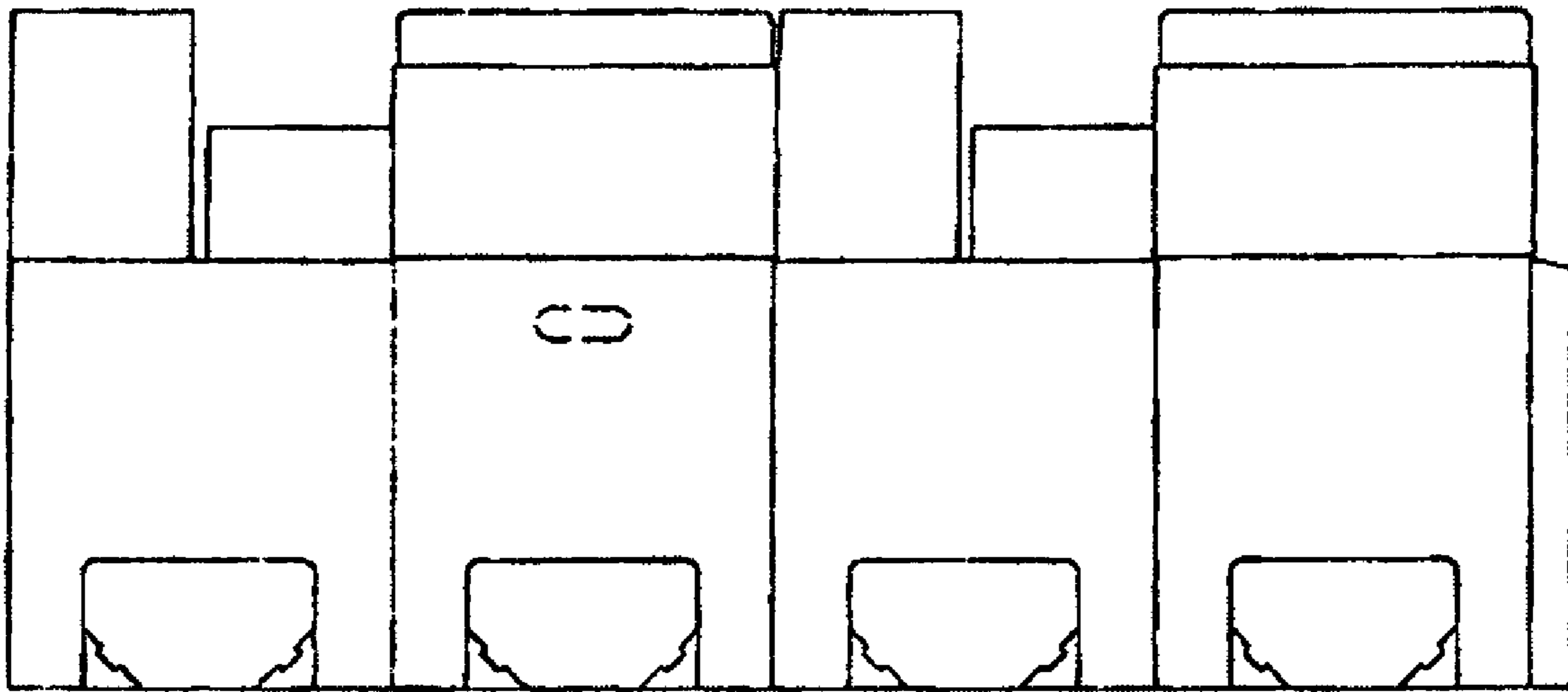


Fig. 4

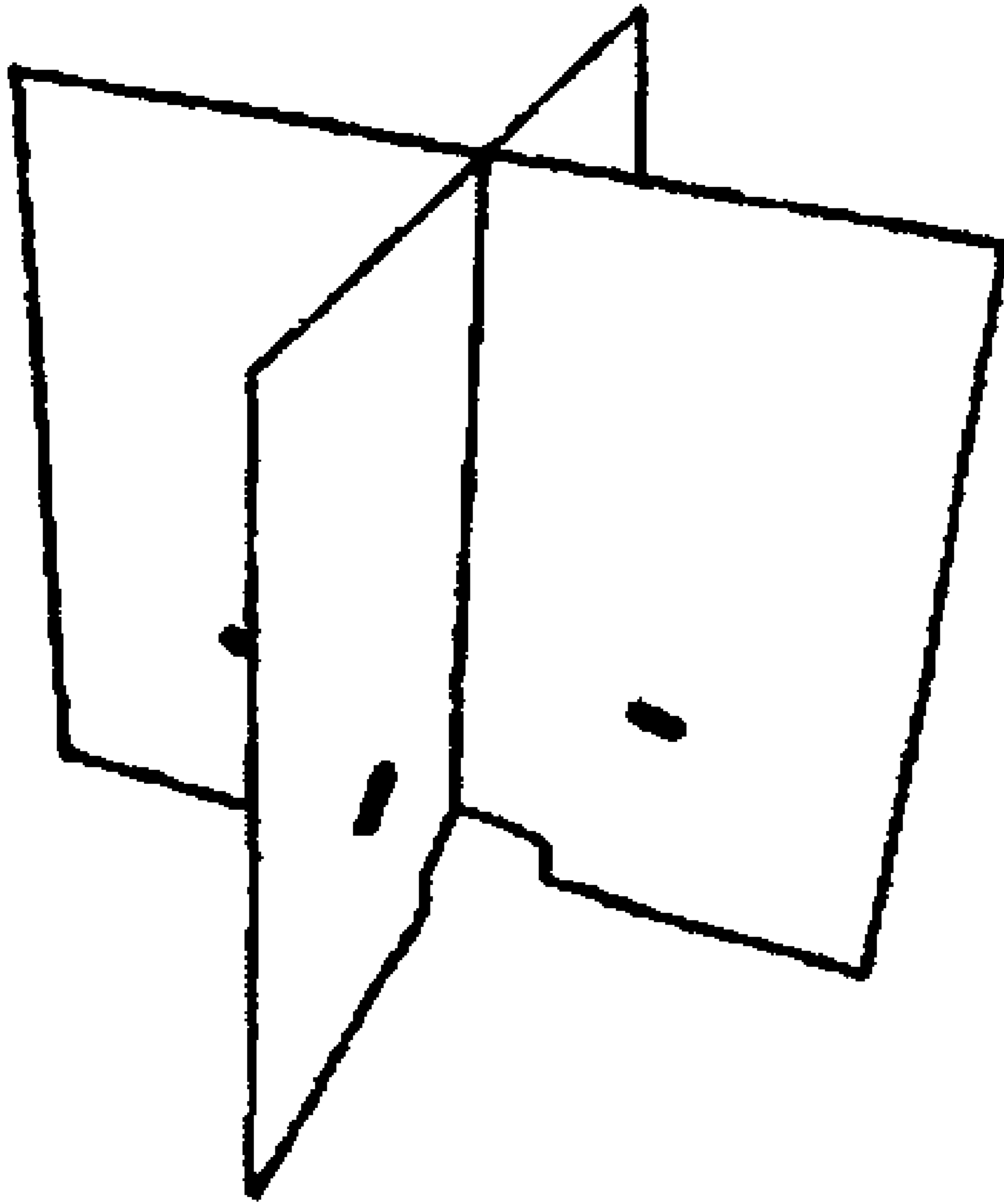


Fig. 5

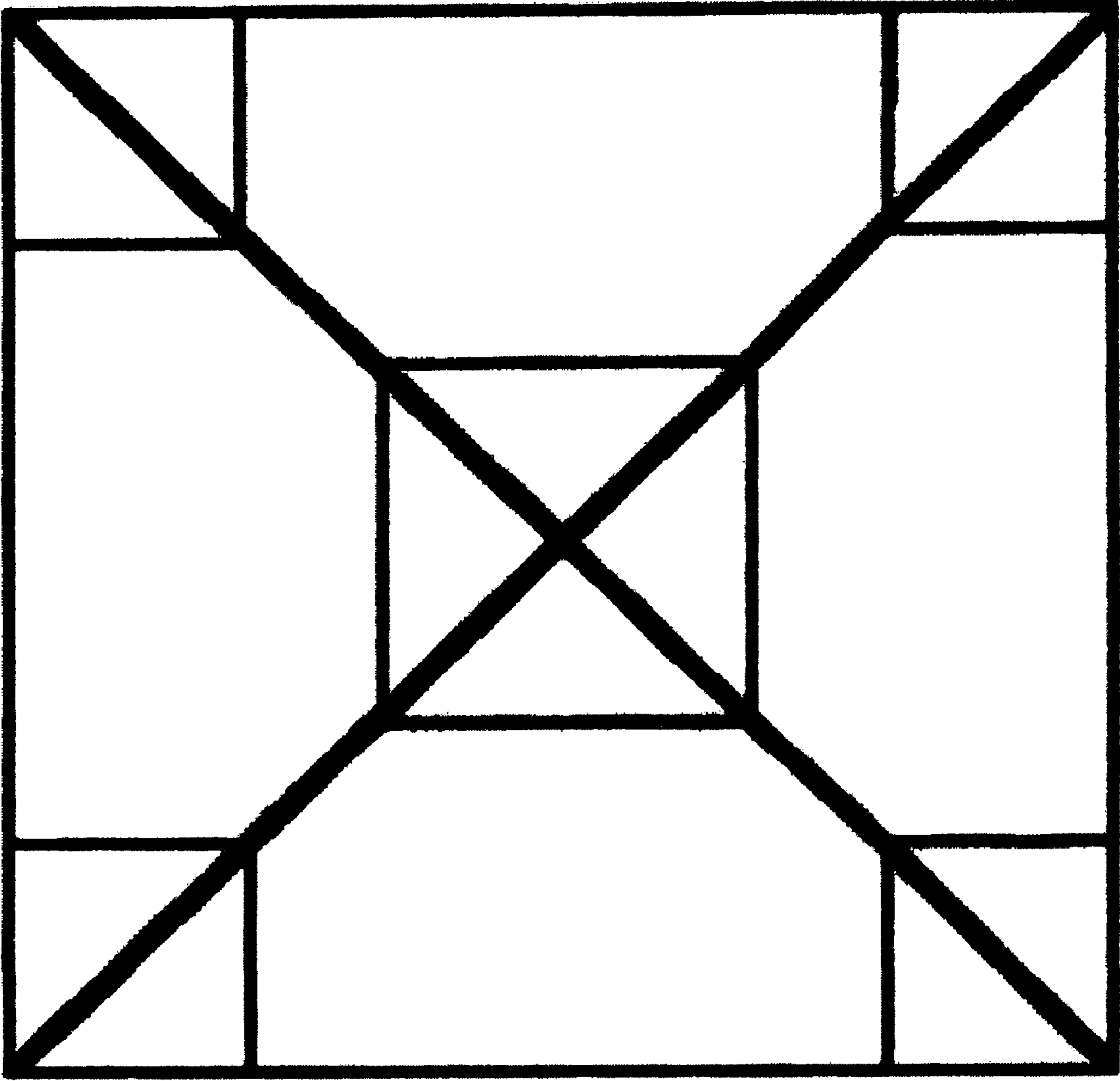


Fig. 6