



US00D558983S

(12) **United States Design Patent** (10) **Patent No.:** **US D558,983 S**
Phillips et al. (45) **Date of Patent:** **** *Jan. 8, 2008**

(54) **PAINTBRUSH CASE**

(76) Inventors: **Mike Phillips**, 336 Yonge Street, Suite 331, Barrie, Ontario (CA) L4N 4C8;
Chad Beaudrie, 8 Glen Echo Park, Barrie, Ontario (CA) L4M 4J3

(*) Notice: This patent is subject to a terminal disclaimer.

(**) Term: **14 Years**

(21) Appl. No.: **29/205,407**

(22) Filed: **May 14, 2004**

(51) **LOC (8) Cl.** **04-99**

(52) **U.S. Cl.** **D4/199**

(58) **Field of Classification Search** D4/199;
D9/414, 426, 431, 432; 206/361, 362.2,
206/362.3, 15.2, 15.3; 220/4.21, 4.22, 4.23;
D3/201, 205, 294

See application file for complete search history.

(56) **References Cited**

U.S. PATENT DOCUMENTS

1,612,887	A	1/1927	Saunders	
1,869,753	A *	8/1932	Kamm	206/361
2,550,248	A	4/1951	Holton	
2,660,339	A *	11/1953	Koob	222/105
4,423,811	A *	1/1984	Knapp	206/362.3
4,847,939	A	7/1989	Derencsenyi et al.	
D320,346	S *	10/1991	Wagner	D9/415
D329,144	S	9/1992	Kurtz	
5,244,090	A	9/1993	Keith	
5,465,453	A	11/1995	Landmeier	
5,540,363	A	7/1996	Wilson	
5,645,167	A	7/1997	Conrad	
D393,545	S *	4/1998	Fernandes	D4/199
D401,765	S	12/1998	Soutullo	
6,199,674	B1	3/2001	Liao	
6,390,430	B1	5/2002	Hawley et al.	

2001/0047948	A1	12/2001	Cummings et al.	
2003/0052026	A1	3/2003	Mayfield	
2003/0062280	A1	4/2003	Davis	
2004/0108236	A1 *	6/2004	Reed et al.	206/361

OTHER PUBLICATIONS

Good Housekeeping, Feb. 2004, Shur-Line Premium Shur-Grip, p. 48.
Brush Saver Inc., Wet Roller Storage System advertisement [online] [retrieved on Sep. 5, 2003] Retrieved from the Internet: <URL: http://www.brushsaver.com>.

* cited by examiner

Primary Examiner—Cathron Brooks
Assistant Examiner—Lavone D. Tabor
(74) *Attorney, Agent, or Firm*—Bereskin & Parr

(57) **CLAIM**

The ornamental design for a paintbrush case, as shown and described.

DESCRIPTION

FIG. 1 is a perspective view from above and to one side of the new design for a paintbrush case shown with a paintbrush handle extending outwards therefrom;

FIG. 2 is a magnified front view thereof;

FIG. 3 is a magnified rear view thereof;

FIG. 4 is a magnified left side view thereof;

FIG. 5 is a magnified right side view thereof;

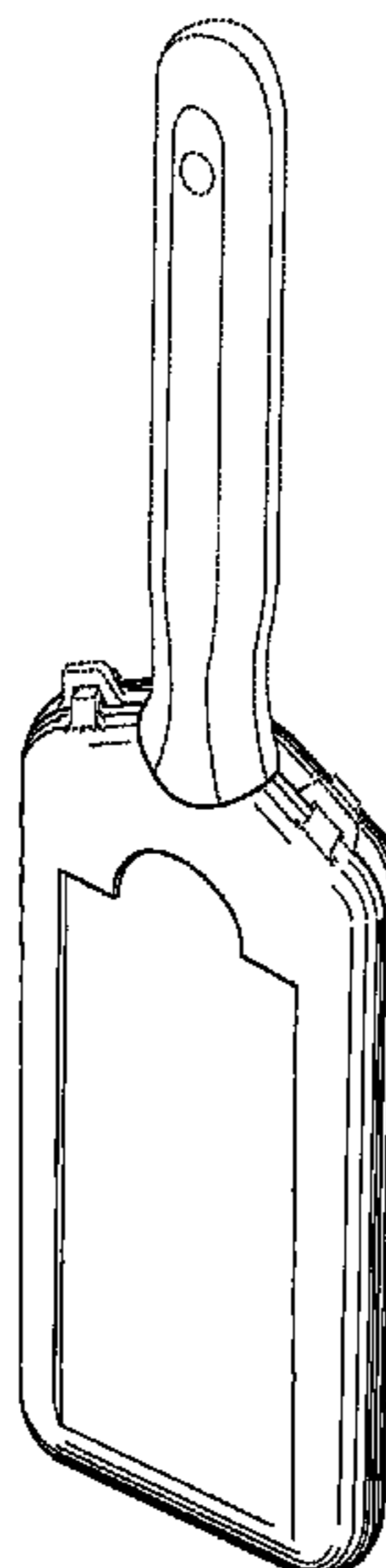
FIG. 6 is a magnified top view thereof;

FIG. 7 is a magnified bottom view thereof; and,

FIG. 8 is a reduced elevation view thereof, showing the paintbrush case in an open configuration.

The paintbrush handle and the portions of the paintbrush case which are shown in broken lines, are for illustrative purposes only and form no part of the claimed design.

1 Claim, 6 Drawing Sheets



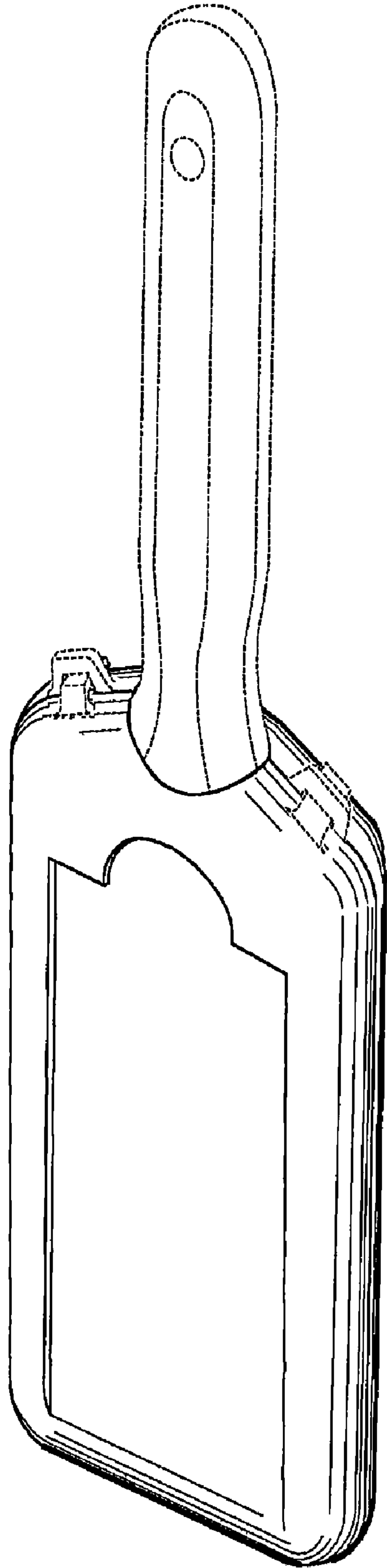


FIG. 1




FIG. 2




FIG. 3

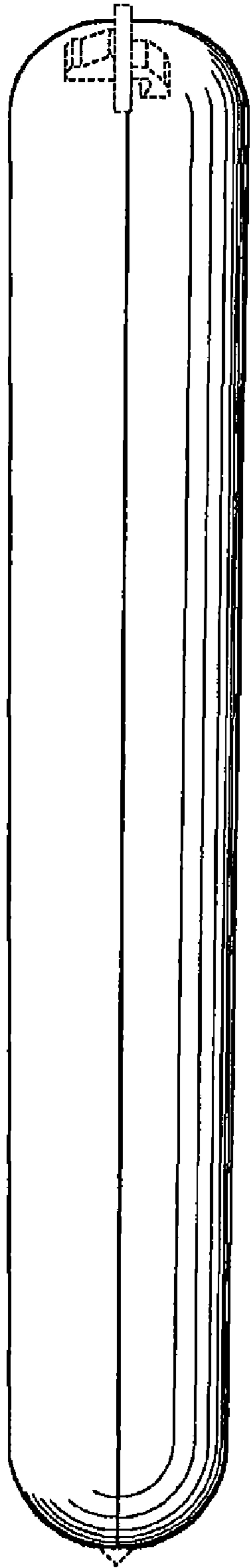


FIG. 4




FIG. 5

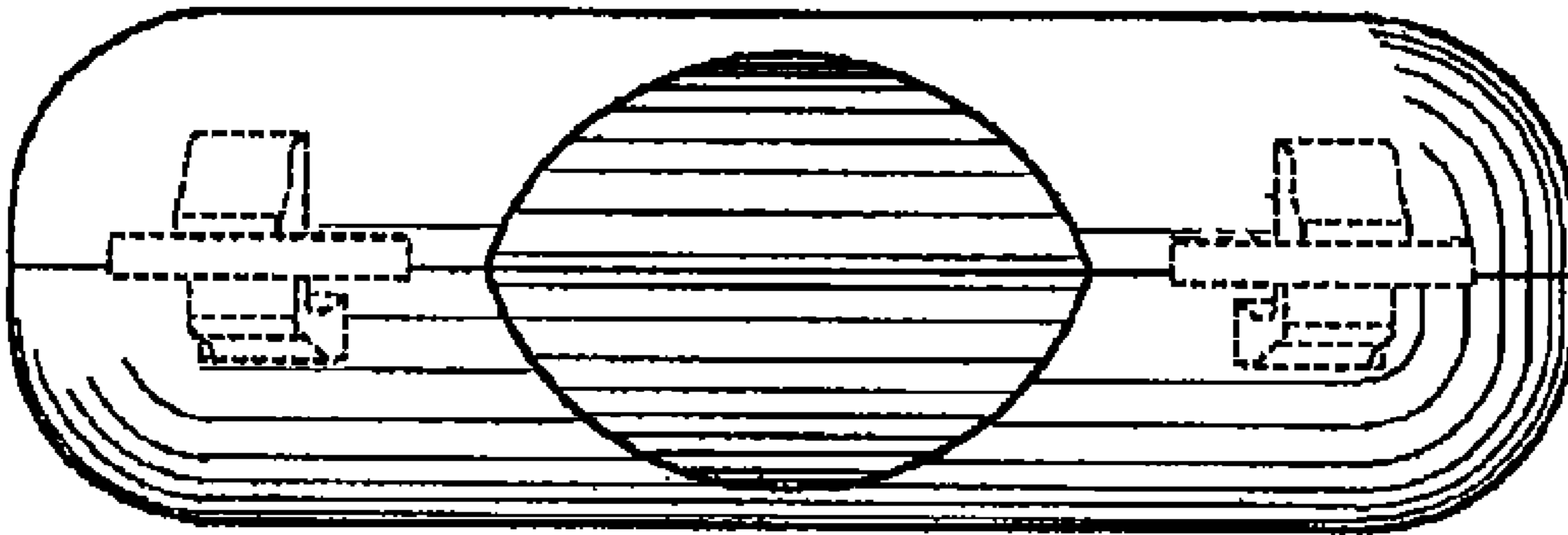


FIG. 6




FIG. 7

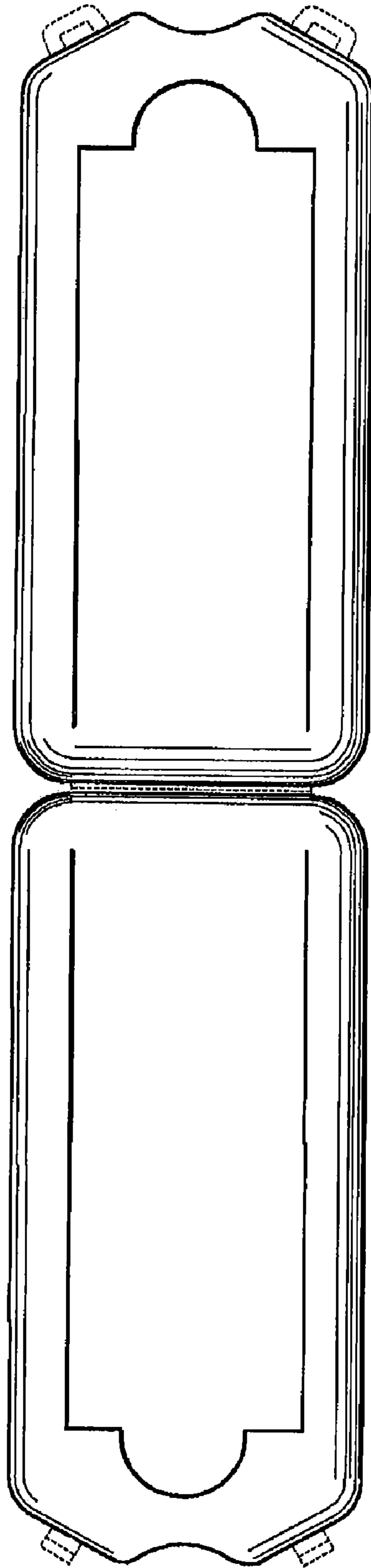


FIG. 8