



US00D558977S

(12) **United States Design Patent** (10) **Patent No.:** **US D558,977 S**  
**Peart et al.** (45) **Date of Patent:** **\*\* Jan. 8, 2008**

(54) **CASH BOX/SECURITY CASE**  
(75) Inventors: **Roger Peart**, Hickory Hills, IL (US);  
**Dale Eick**, Mundelein, IL (US); **Brett Vladika**, Milwaukee, WI (US); **Steven G. Melnyk**, Caledonia, WI (US);  
**Joshua J. Nelson**, Milwaukee, WI (US)

D280,852 S \* 10/1985 Bakic ..... D28/83  
4,611,711 A 9/1986 Warwicker  
D291,139 S 7/1987 Warwicker  
4,766,292 A 8/1988 Cone  
D307,354 S 4/1990 Knotter et al.  
D330,913 S 11/1992 Hiromori

(Continued)

(73) Assignee: **Block and Company**, Wheeling, IL (US)

**OTHER PUBLICATIONS**

Echelon cash box—MMF217701292. Downloaded Oct. 24, 2006 at [http://www.shoplet.com/MMF217701292\\_Office\\_Supply\\_Echelon\\_cash\\_box.html](http://www.shoplet.com/MMF217701292_Office_Supply_Echelon_cash_box.html).

(Continued)

(\*\*) Term: **14 Years**

*Primary Examiner*—Gary D. Watson  
*Assistant Examiner*—RoseLynne (Ulm) Cody  
(74) *Attorney, Agent, or Firm*—Cook, Alex, McFarron, Manzo, Cummings & Mehler, Ltd.

(21) Appl. No.: **29/272,784**

(22) Filed: **Feb. 16, 2007**

**Related U.S. Application Data**

(63) Continuation of application No. 29/229,172, filed on May 4, 2005, now Pat. No. Des. 542,529.

(57) **CLAIM**

The ornamental design for a cash box/security case, as shown and described.

(51) **LOC (8) Cl.** ..... **03-01**

(52) **U.S. Cl.** ..... **D3/294**; D99/28

(58) **Field of Classification Search** ..... D3/273, D3/276, 294–298, 318, 323, 326, 900, 901, D3/903; D14/315, 329, 440; D28/78, 83; D99/28, 35, 43; 70/63, 231; 109/1 R, 22, 109/44–45; 206/308.2, 349, 372–373, 387.11  
See application file for complete search history.

**DESCRIPTION**

FIG. 1 is a perspective view of a cash box/security case showing our design;  
FIG. 2 is a top plan thereof;  
FIG. 3 is an elevational view of the front side thereof;  
FIG. 4 is an elevational view of one side thereof;  
FIG. 5 is an elevational view of the opposite side thereof;  
FIG. 6 is an elevational view of the back side thereof; and,  
FIG. 7 is a bottom plan view thereof.

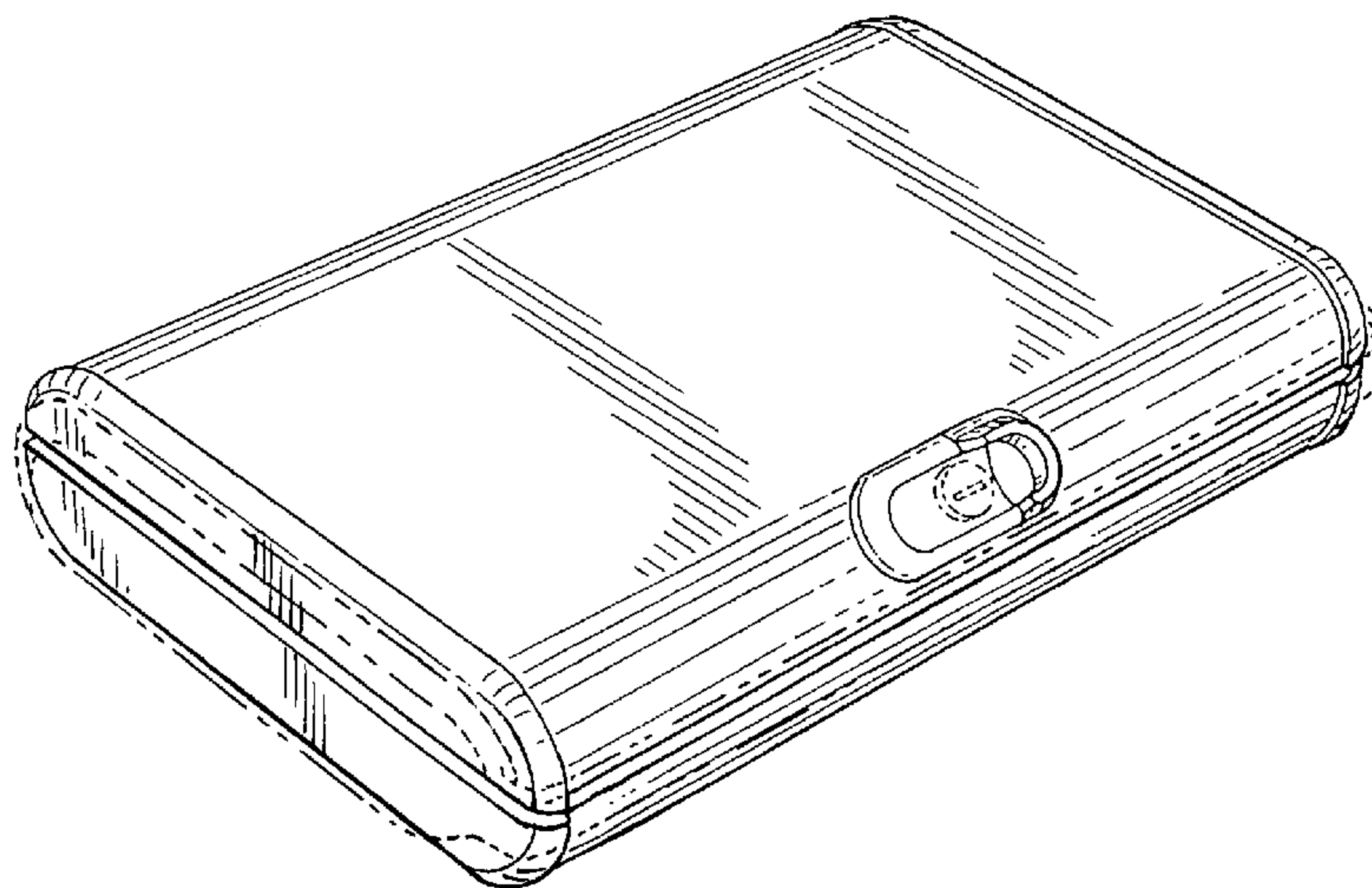
(56) **References Cited**

**U.S. PATENT DOCUMENTS**

2,106,911 A 2/1938 Garfinkel  
D122,811 S 10/1940 Adams  
D145,008 S 6/1946 Crane  
2,544,118 A 3/1951 Went  
2,962,138 A 11/1960 Finkelstein  
2,987,150 A 6/1961 Szabo  
2,987,151 A 6/1961 Frambes  
D257,800 S 1/1981 Pedersen  
D280,678 S 9/1985 Loscalzo et al.

The handle feature shown in phantom in FIGS. 1–7 and the circular slotted feature shown in phantom in FIGS. 1–3 represent portions of the design that form no part of the claim.

**1 Claim, 3 Drawing Sheets**



U.S. PATENT DOCUMENTS

5,168,987 A	12/1992	Warwicker	D454,689 S	3/2002	Gonda et al.
D333,727 S	3/1993	Schurman	D458,127 S	6/2002	de Groote
D341,935 S	12/1993	Peersmann	D459,857 S	7/2002	Stoneberg
D366,280 S	1/1996	Henderson	D459,886 S	7/2002	Jones
D367,211 S	2/1996	Cautereels	D469,607 S	2/2003	Wolff
D367,558 S	3/1996	Lai	D469,955 S	2/2003	Lauer
D371,906 S	7/1996	Peters	D474,599 S	5/2003	Shamoon
D373,901 S	9/1996	Bergstedt	D476,810 S	7/2003	Liebe
D376,691 S	12/1996	Naas et al.	D487,192 S	3/2004	Farnham et al.
D386,307 S	11/1997	Naas et al.	D496,585 S	9/2004	McBride et al.
D393,526 S	4/1998	Robey et al.	D503,503 S	3/2005	Perella et al.
D399,632 S	10/1998	Davis et al.	D513,873 S	1/2006	Bochno et al.
D412,786 S	8/1999	Killinger	D530,320 S *	10/2006	Schultz et al. .... D14/315
6,006,558 A	12/1999	Peters	2001/0034202 A1	10/2001	Nottingham et al.
D437,685 S	2/2001	Liu	2006/0207903 A1 *	9/2006	Chen ..... 206/373
D440,401 S	4/2001	Pauser et al.			
D447,633 S	9/2001	Demsien et al.			
D448,931 S	10/2001	Gutierrez et al.			
D449,165 S	10/2001	van der Hulst			
D454,429 S	3/2002	Hussaini et al.			

OTHER PUBLICATIONS

MMF Cash Drawer echelon security Case Slim Line. Downloaded Oct. 24, 2006 at [http://www.mmfcashdrawer.com/05site/echelon/echelon\\_slim.htm](http://www.mmfcashdrawer.com/05site/echelon/echelon_slim.htm).

\* cited by examiner

FIG. 1

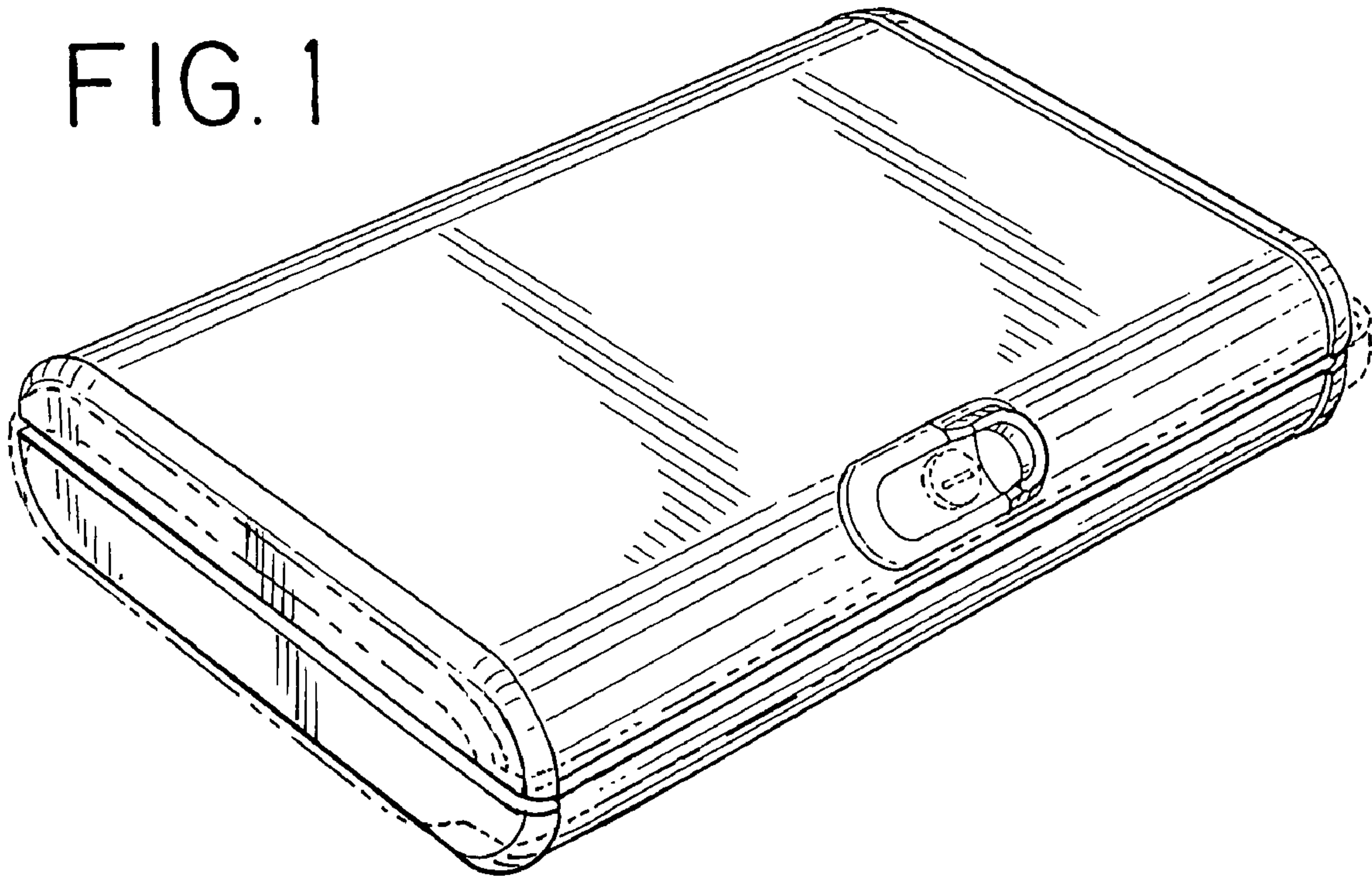


FIG. 2

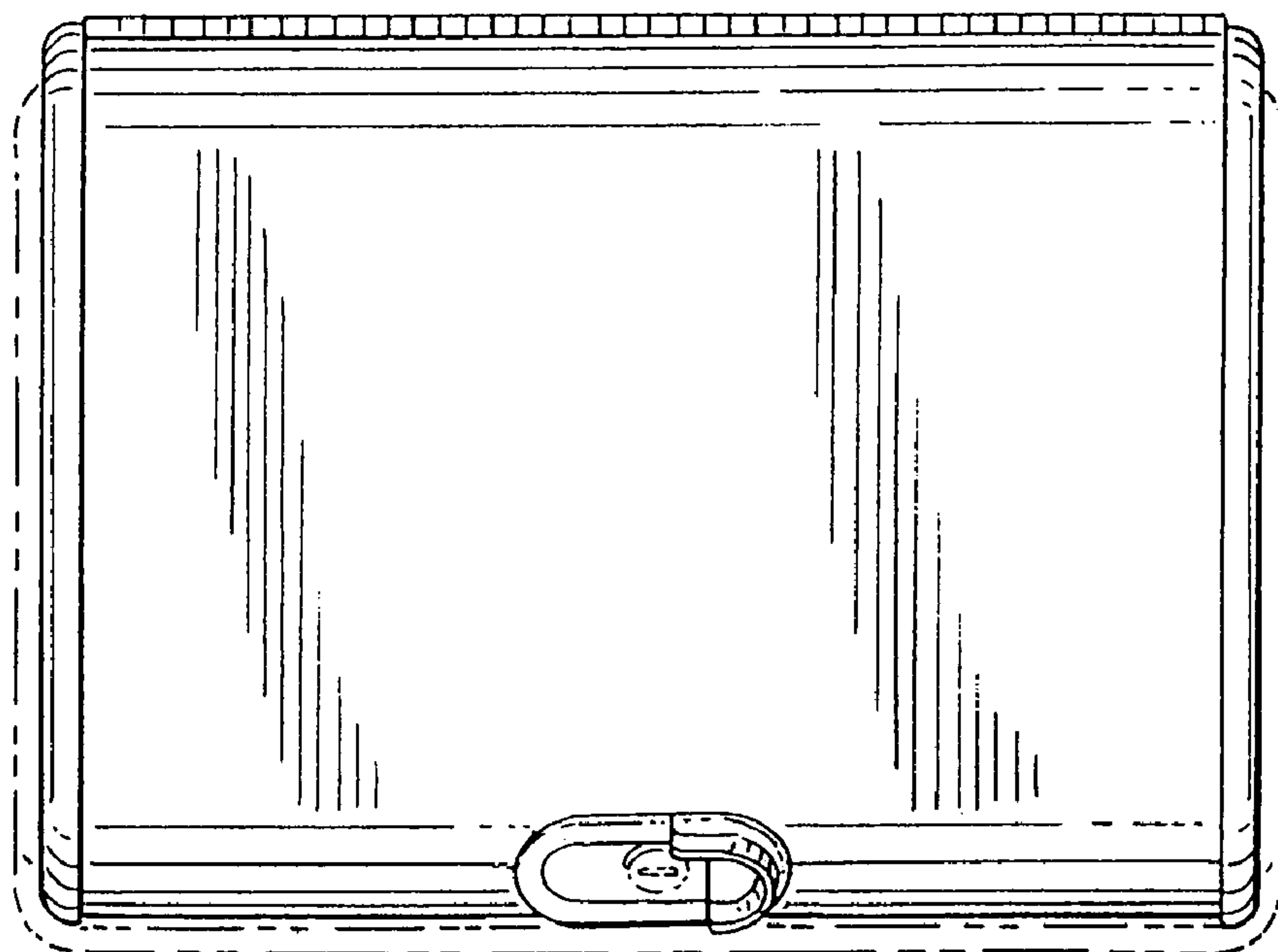


FIG. 3

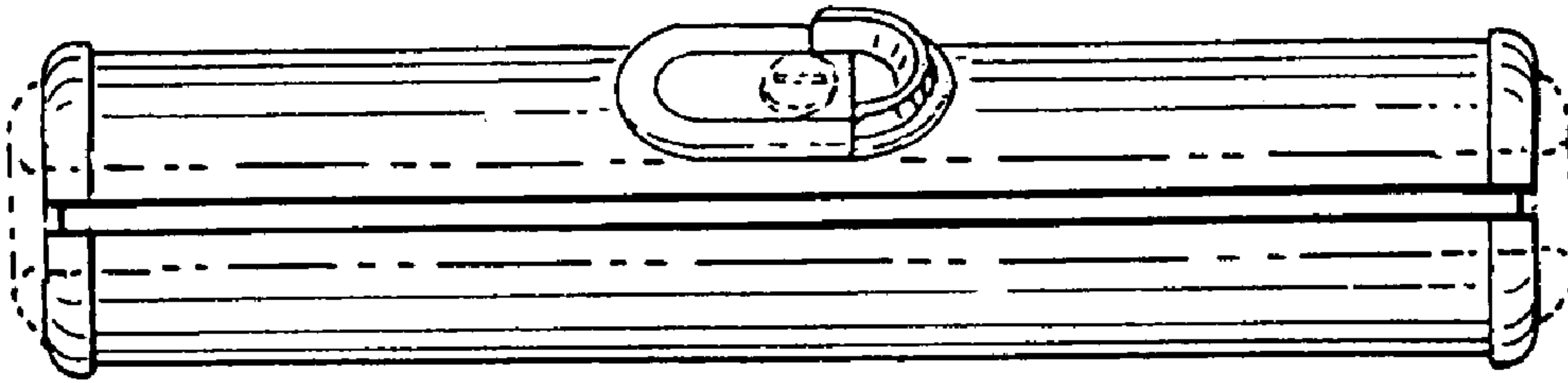


FIG. 4

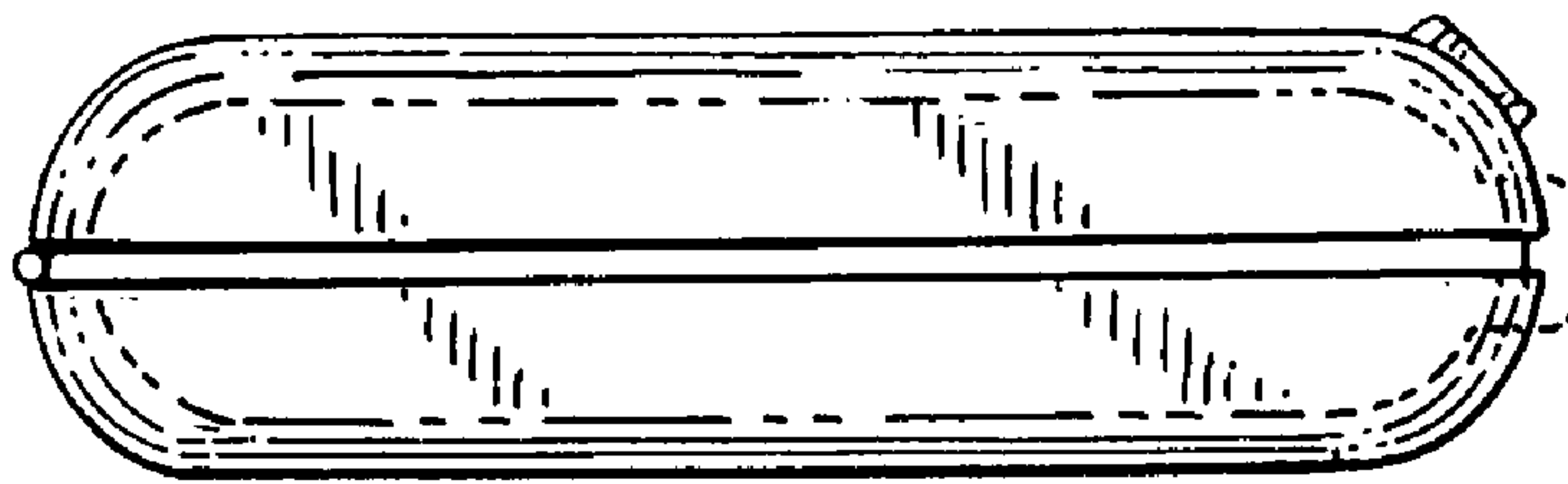


FIG. 5






FIG. 6

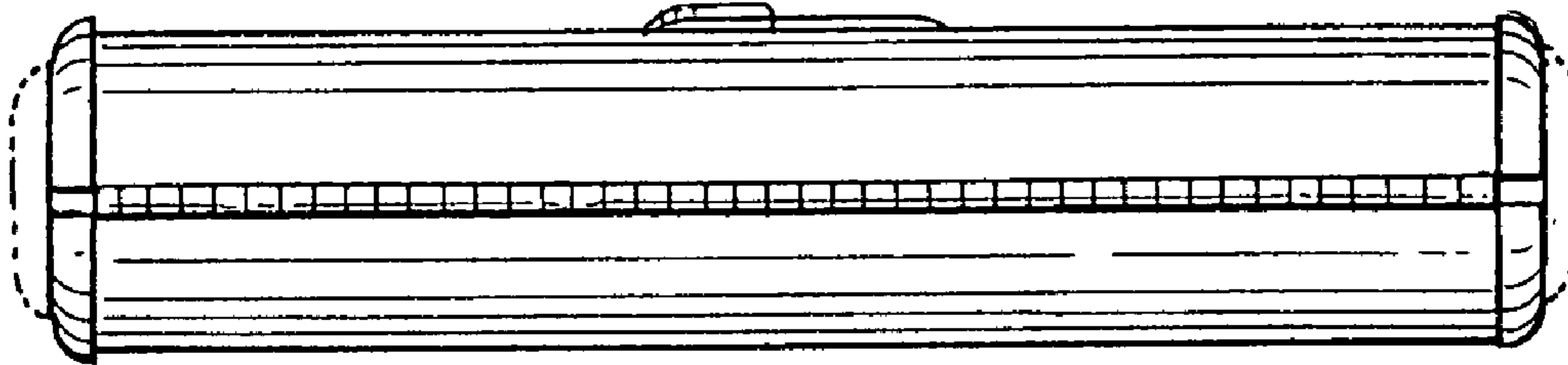


FIG. 7

