



US00D558972S

(12) **United States Design Patent**
Oh

(10) **Patent No.:** **US D558,972 S**

(45) **Date of Patent:** **** Jan. 8, 2008**

(54) **PROTECTIVE PORTABLE ELECTRONIC
DEVICE HOLDER WITH AUXILIARY
BATTERY AND CHARGER**

D526,780 S * 8/2006 Richardson et al. D3/273
D530,079 S * 10/2006 Thomas et al. D3/218
D540,539 S * 4/2007 Gutierrez D3/269

(75) Inventor: **Seunghee Oh**, Carle Place, NY (US)

* cited by examiner

(73) Assignee: **JWin Electronics Corp.**, Port
Washington, NY (US)

Primary Examiner—Catherine R. Oliver

(**) Term: **14 Years**

(57) **CLAIM**

(21) Appl. No.: **29/243,212**

The ornamental design for a protective portable electronic device holder with auxiliary battery and charger, as shown.

(22) Filed: **Nov. 22, 2005**

DESCRIPTION

(51) **LOC (8) Cl.** **03-01**

(52) **U.S. Cl.** **D3/201; D3/218**

(58) **Field of Classification Search** D3/218,
D3/219, 215, 224–228, 230, 272–273, 294,
D3/299, 201, 267–269; 206/320, 307, 307.1,
206/305, 308.1; 224/682–683, 666, 600,
224/268–271; 379/455; 465/90, 100
See application file for complete search history.

FIG. 1 is a front view of the holder/charger, showing my new design.

FIG. 2 is a rear view thereof;

FIG. 3 is a top view thereof;

FIG. 4 is a bottom view thereof;

FIG. 5 is a left side view thereof;

FIG. 6 is a right side view thereof; and,

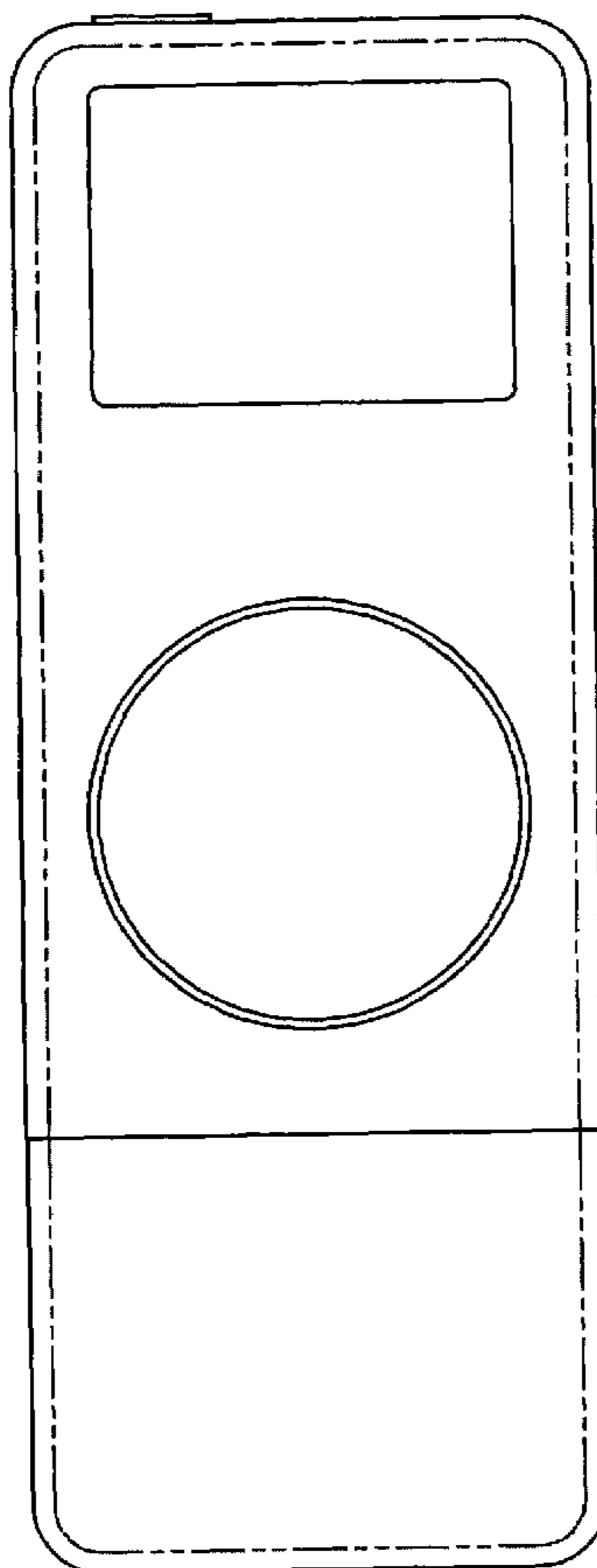
FIG. 7 is a front perspective view of the holder/charger.

(56) **References Cited**

U.S. PATENT DOCUMENTS

D518,290 S * 4/2006 Andre et al. D3/218

1 Claim, 7 Drawing Sheets



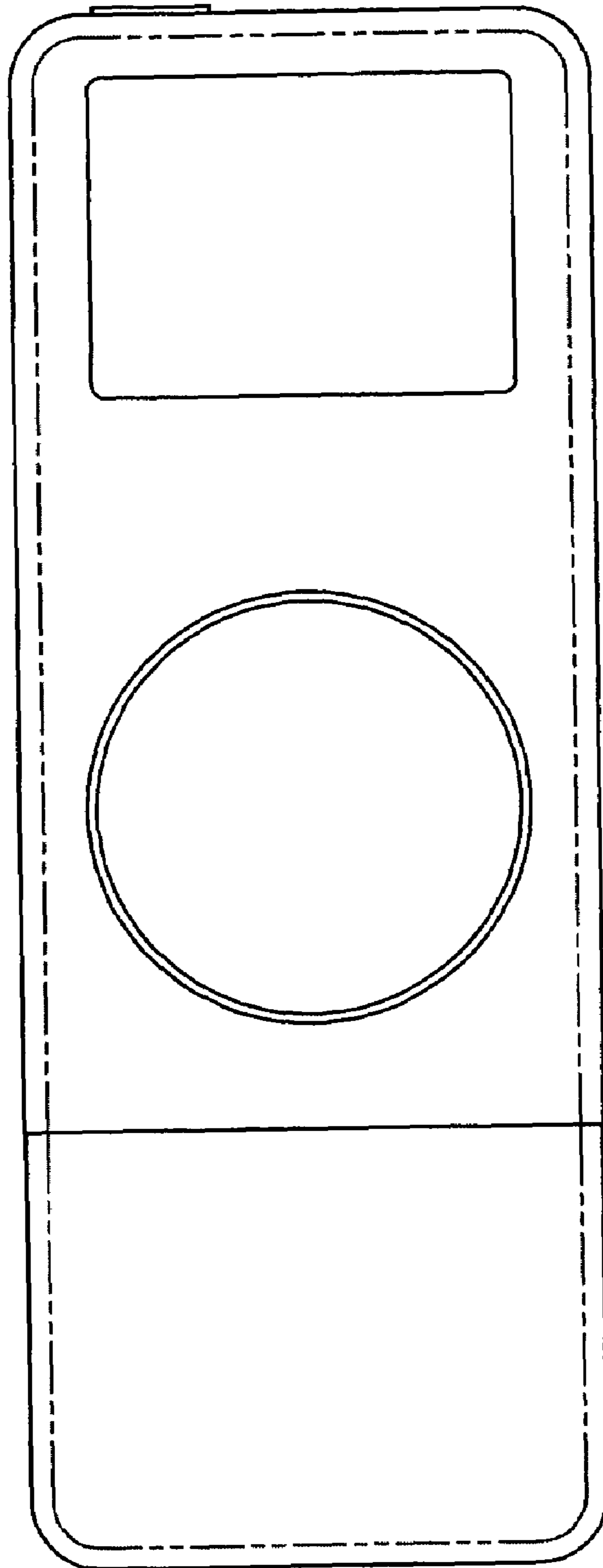


Fig. 1




Fig. 2

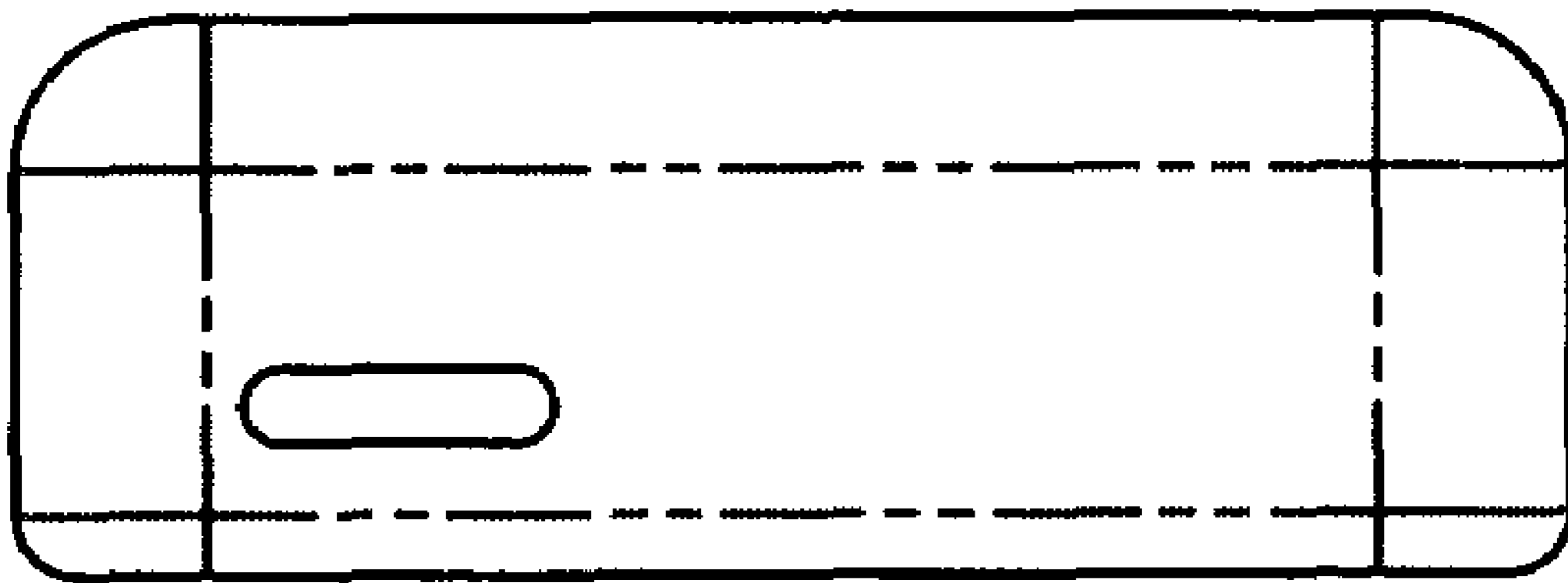


Fig. 3




Fig. 4




Fig. 5




Fig. 6

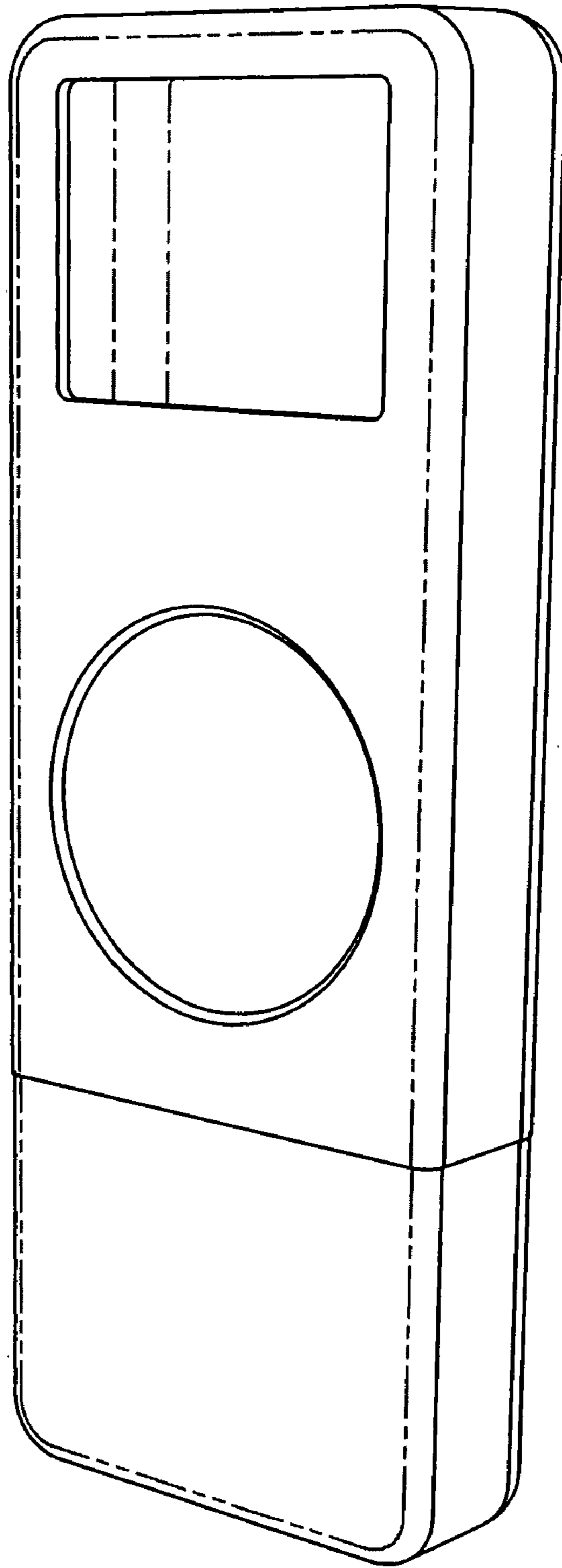


Fig. 7