



US00D558971S

(12) **United States Design Patent**  
**Wu**

(10) **Patent No.:** **US D558,971 S**

(45) **Date of Patent:** **\*\* Jan. 8, 2008**

(54) **PERIPHERY OF A SHOE SOLE**

D401,045 S \* 11/1998 Greenberg ..... D2/960  
D453,616 S \* 2/2002 Sakai ..... D2/972

(75) Inventor: **Raymond V. Wu**, New York, NY (US)

\* cited by examiner

(73) Assignee: **Jack Schwartz Shoes, Inc.**, New York, NY (US)

*Primary Examiner*—Ian Simmons

*Assistant Examiner*—Dana Sipos

(\*\*) Term: **14 Years**

(74) *Attorney, Agent, or Firm*—Cowan, Liebowitz & Latman, P.C; Eugene L. Flanagan, III

(21) Appl. No.: **29/186,849**

(57) **CLAIM**

(22) Filed: **Jul. 23, 2003**

I claim the ornamental design for a periphery of a shoe sole, as shown and described.

(51) **LOC (8) Cl.** ..... **04-01**

(52) **U.S. Cl.** ..... **D2/977**

(58) **Field of Classification Search** ..... D2/896,  
D2/902, 907, 908, 916, 947, 951, 954, 957,  
D2/958, 959, 960, 969, 972; 32/134, 3 B,  
32/24.5, 25 R, 32 R, 43

See application file for complete search history.

**DESCRIPTION**

FIG. 1 is a top, front, right side perspective view of a periphery of a shoe sole showing my new design; and,

FIG. 2 is a left side view thereof.

Front, rear, top and bottom views are not shown because they are not part of the claimed design.

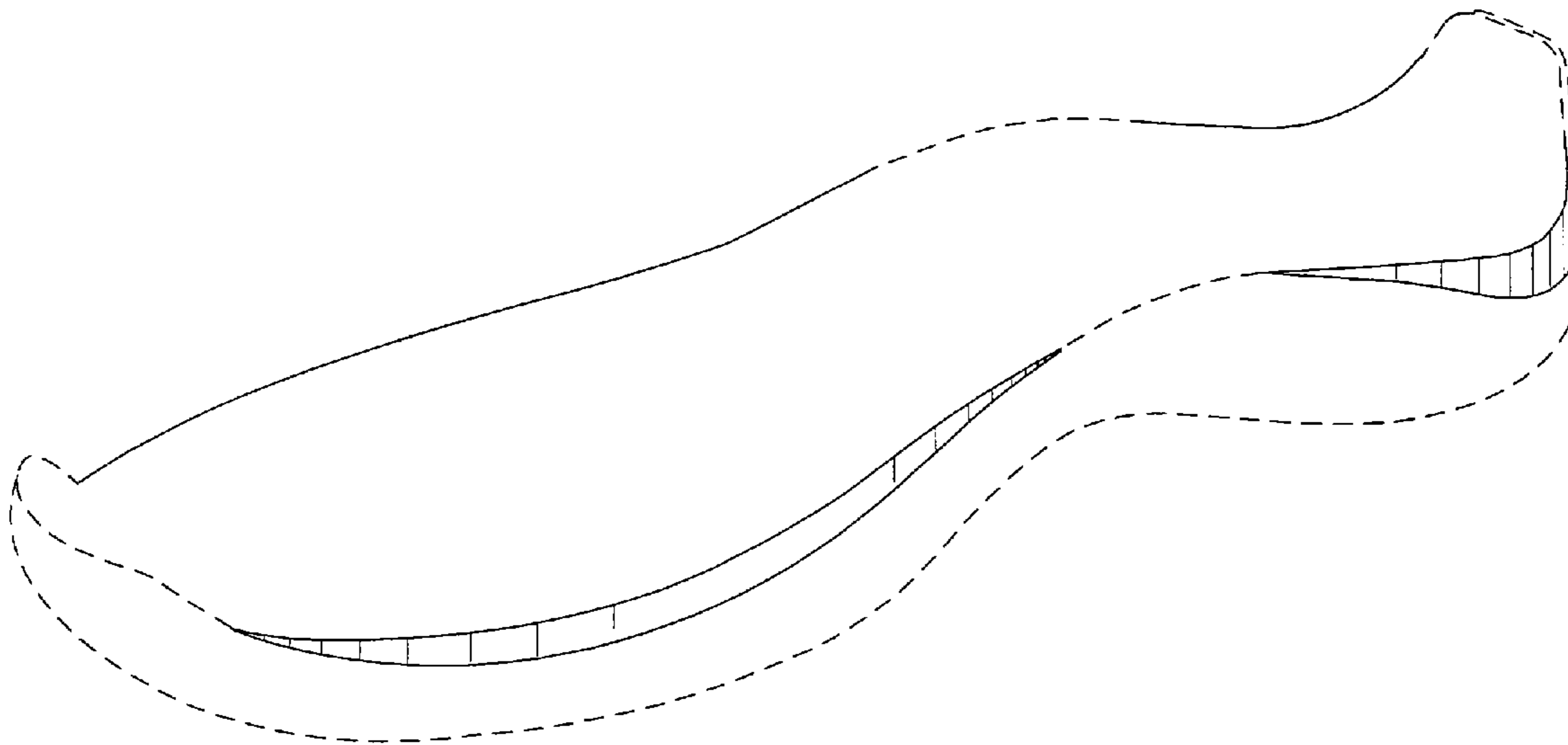
The broken lines shown in the drawings are for illustrative purposes only and form no part of the claimed design.

(56) **References Cited**

U.S. PATENT DOCUMENTS

D385,987 S \* 11/1997 Bramani ..... D2/959  
D391,748 S \* 3/1998 Koh ..... D2/951  
D399,345 S \* 10/1998 Koh ..... D2/960

**1 Claim, 2 Drawing Sheets**



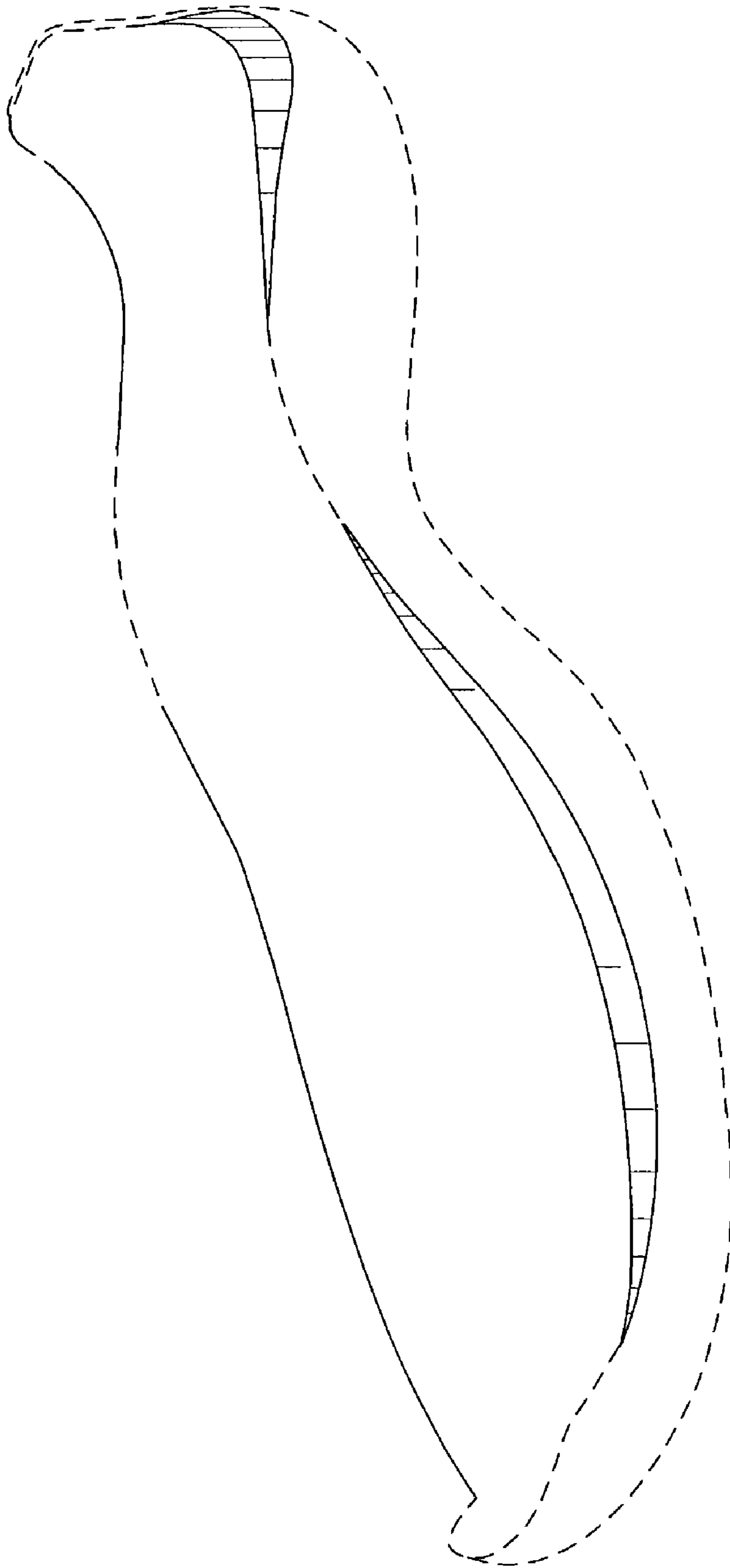


FIG. 1

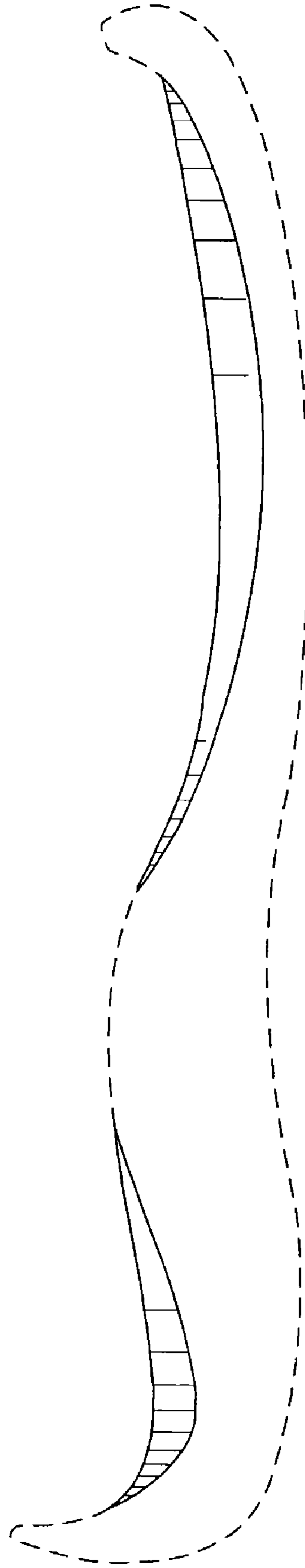


FIG. 2