



US00D558958S

(12) **United States Design Patent**
Motomura

(10) **Patent No.:** **US D558,958 S**

(45) **Date of Patent:** **** Jan. 8, 2008**

(54) **SANDAL**

(75) Inventor: **Hisao Motomura**, Hino (JP)

(73) Assignee: **Global Co., Ltd.**, Tokyo (JP)

(**) Term: **14 Years**

(21) Appl. No.: **29/253,575**

(22) Filed: **Feb. 8, 2006**

(51) **LOC (8) Cl.** **02-04**

(52) **U.S. Cl.** **D2/916**

(58) **Field of Classification Search** D2/916,
D2/896, 900, 918, 919, 925, 927, 969, 978;
36/8.1, 9 R, 11.5, 50.1, 58.5

See application file for complete search history.

(56) **References Cited**

U.S. PATENT DOCUMENTS

- D285,382 S * 9/1986 Schornstein et al. D2/916
- 4,751,784 A * 6/1988 Petker et al. 36/9 R
- D403,493 S * 1/1999 McKinley D2/900
- D454,425 S * 3/2002 Boncutter D2/919
- D467,407 S * 12/2002 Berg et al. D2/916

D470,304 S * 2/2003 Berg et al. D2/978

* cited by examiner

Primary Examiner—Dominic Simone

Assistant Examiner—Rashida C. McCoy

(74) *Attorney, Agent, or Firm*—William L. Androlia; H. Henry Koda

(57) **CLAIM**

The ornamental design for a sandal, as shown and described.

DESCRIPTION

FIG. 1 is a front elevational view of the sandal showing my new design;

FIG. 2 is a rear elevational view thereof;

FIG. 3 is top plan view thereof;

FIG. 4 is a bottom plan view thereof;

FIG. 5 is a right side elevational view thereof;

FIG. 6 is a left side elevational view thereof;

FIG. 7 is a perspective view taken from the front, top and right side of the sandal; and,

FIG. 8 is a perspective view taken from the top and rear of the sandal with the instep band in an open condition.

1 Claim, 4 Drawing Sheets




FIG. 1




FIG. 2

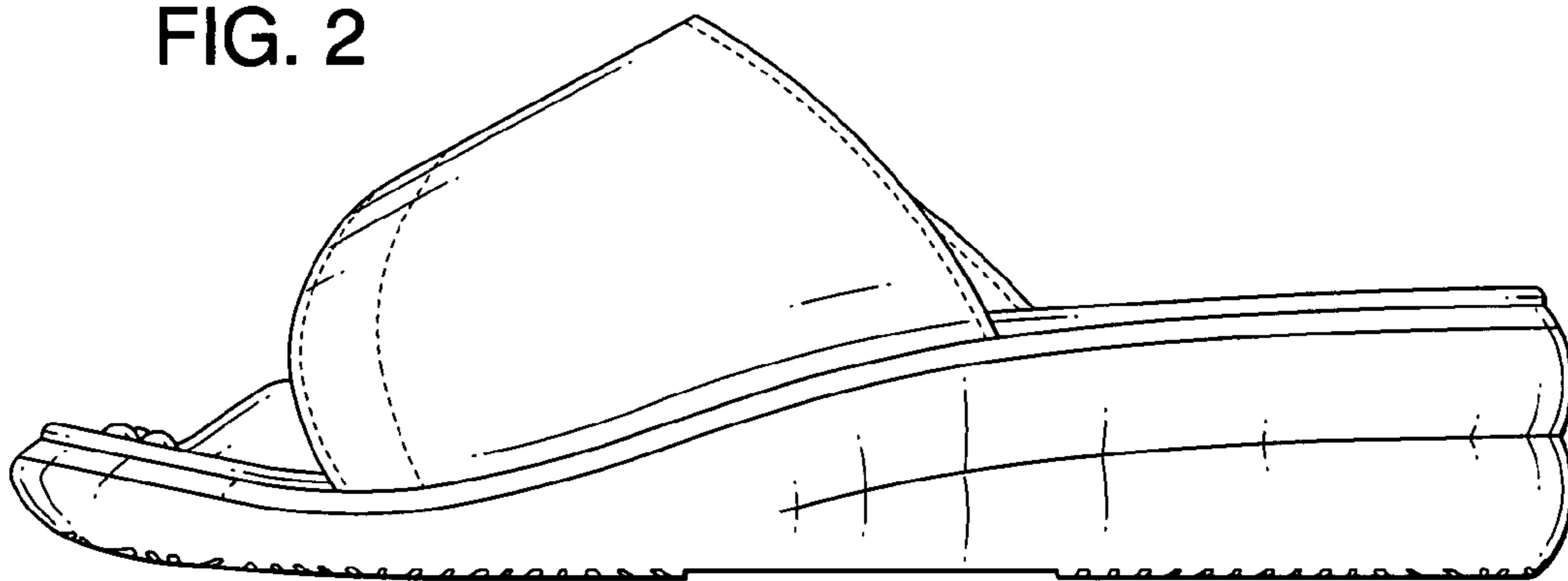


FIG. 3

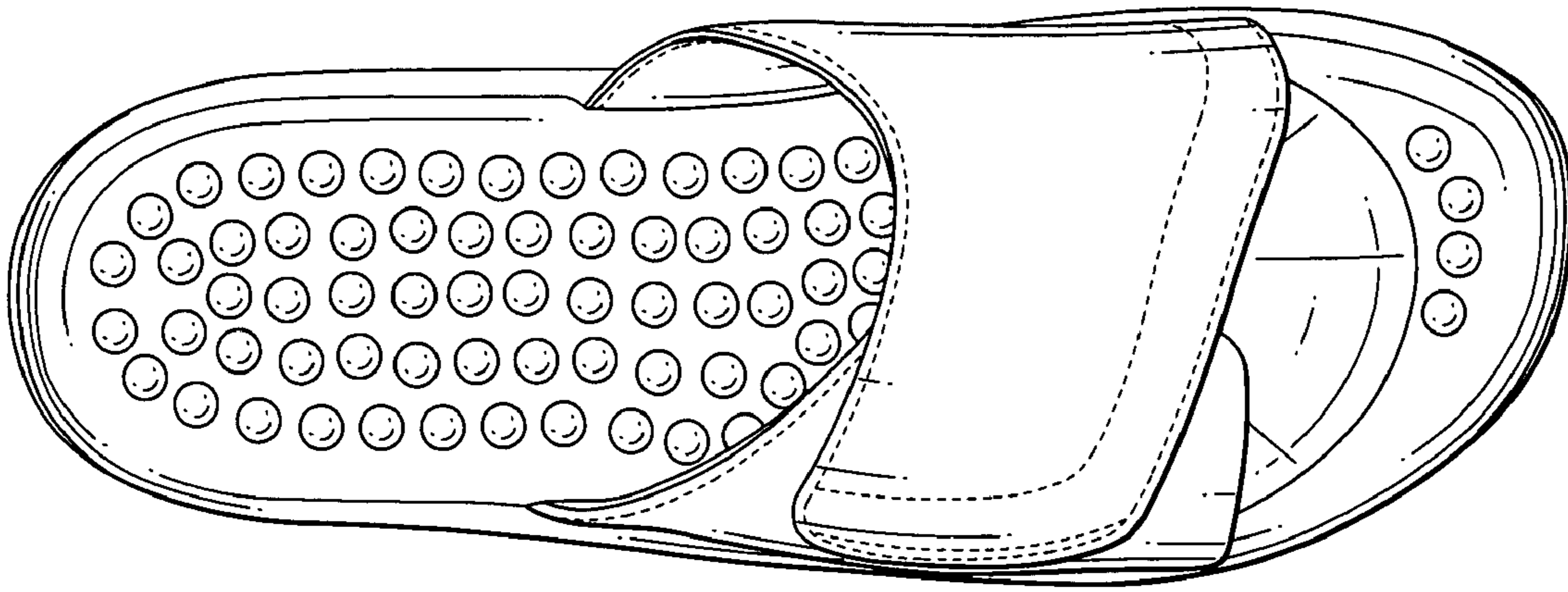


FIG. 4

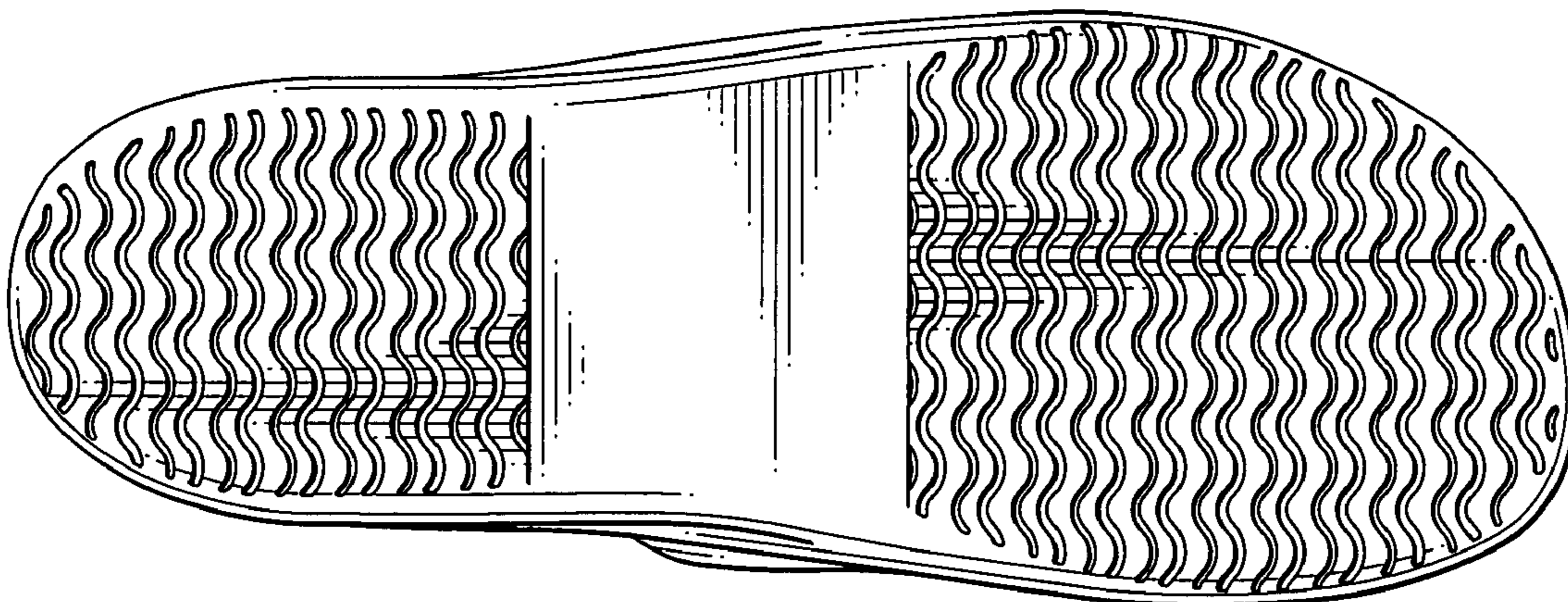


FIG. 5

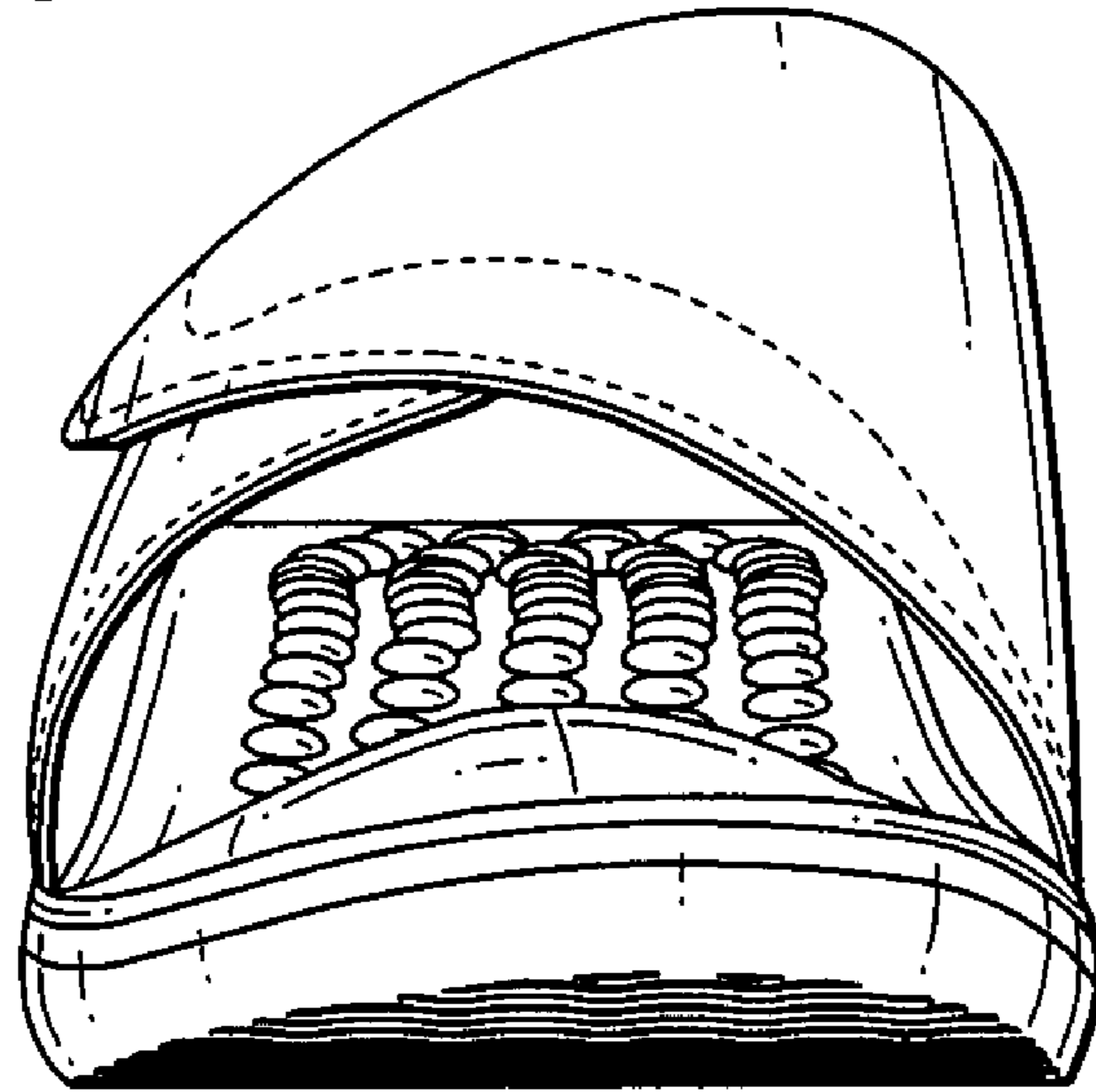


FIG. 6

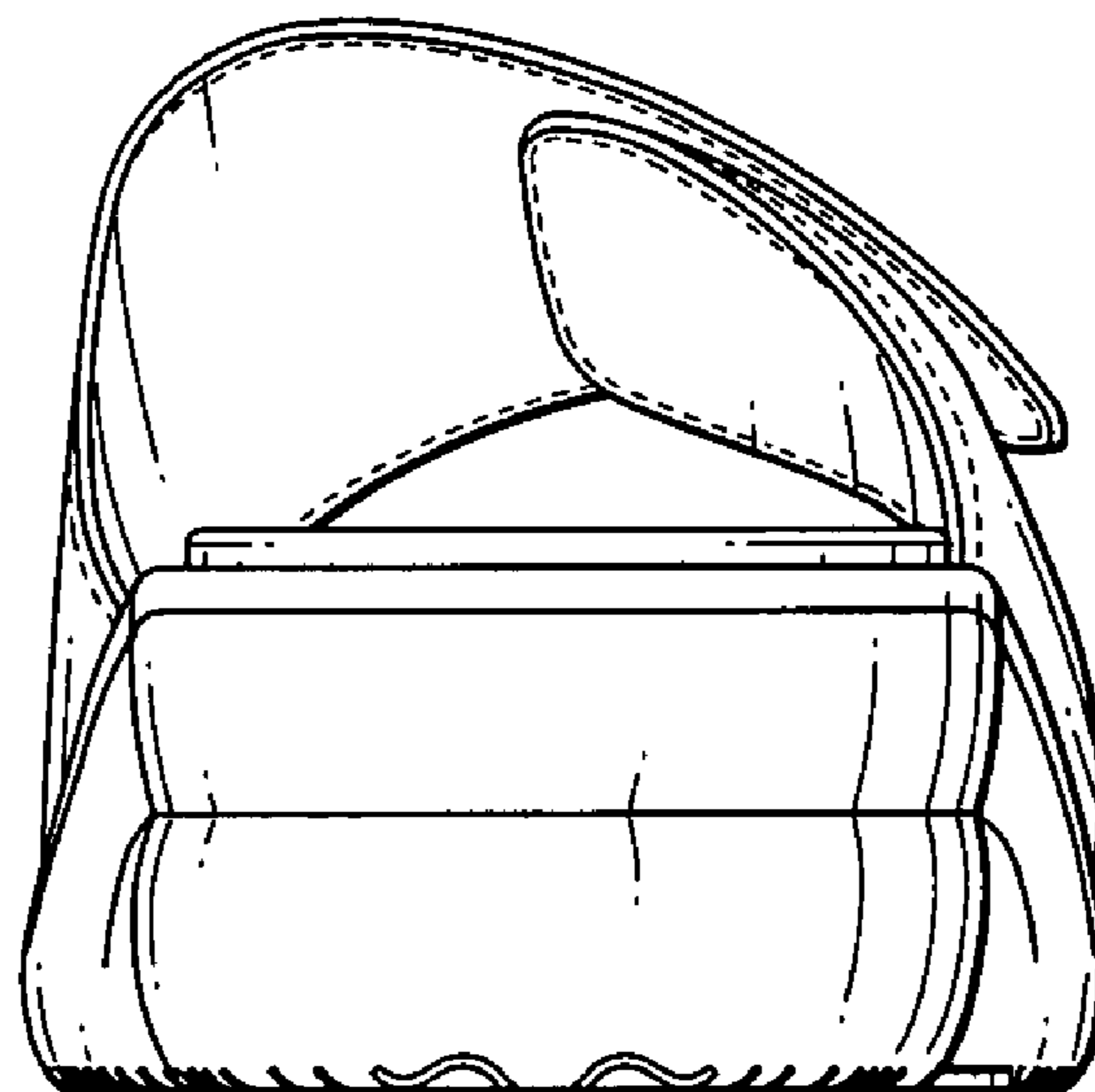


FIG. 7




FIG. 8

