



US00D558954S

(12) **United States Design Patent**
Lew

(10) **Patent No.:** **US D558,954 S**
(45) **Date of Patent:** **** Jan. 8, 2008**

(54) **JEAN POCKETS**

(75) Inventor: **Jeremy Lew**, La Habra, CA (US)

(73) Assignee: **Indigo Group U.S.A., Inc.**, Gardena, CA (US)

(**) Term: **14 Years**

(21) Appl. No.: **29/278,427**

(22) Filed: **Mar. 29, 2007**

(51) **LOC (8) Cl.** **02-02**

(52) **U.S. Cl.** **D2/857**

(58) **Field of Classification Search** D2/738,
D2/739, 740, 742, 771, 786, 791, 812, 820,
D2/836, 839, 857, 863, 864; 2/79, 94, 227,
2/228, 247-253

See application file for complete search history.

(56) **References Cited**

U.S. PATENT DOCUMENTS

1,878,275	A *	9/1932	Goldman et al.	2/247
D258,172	S *	2/1981	Heinfling	D2/857
D258,321	S *	2/1981	Heinfling	D2/857
D278,377	S *	4/1985	Heinfling	D2/857
D278,379	S *	4/1985	Heinfling	D2/857
4,651,355	A *	3/1987	White	2/247
D333,203	S *	2/1993	Jones	D2/738
D339,220	S *	9/1993	Buziol	D2/742
6,760,922	B1 *	7/2004	Morales	2/94
D527,866	S *	9/2006	Fixel	D2/742

FOREIGN PATENT DOCUMENTS

FR 2784551 A1 * 4/2000

OTHER PUBLICATIONS

Trademark Registration No. 1139254 by Levi Strauss & Co, Registered Sep. 2, 1980, printed from TARR Web Server, 2 pages.

Trademark Registration No. 2791156 by Levi Strauss & Co, Registered Dec. 9, 2003, printed from TARR Web Server, 2 pages.

* cited by examiner

Primary Examiner—Ian Simmons

Assistant Examiner—R. Johnson

(74) *Attorney, Agent, or Firm*—Lackenbach Siegel, LLP; Robert M. Bauer, Esq.

(57) **CLAIM**

The ornamental design for a jean pockets, as shown and described.

DESCRIPTION

FIG. 1 is a perspective view of jean pockets showing my new design;

FIG. 2 is a front plan elevational view thereof;

FIG. 3 is a top view of FIG. 2.

FIG. 4 is a bottom view of FIG. 2.

FIG. 5 is a left side view of FIG. 2.

FIG. 6 is a right side view of FIG. 2.

FIG. 7 is a front perspective view of an alternative embodiment of the present invention.

FIG. 8 is a front elevational view of the embodiment in FIG. 7.

FIG. 9 is a top view of FIG. 8.

FIG. 10 is a bottom view of FIG. 8.

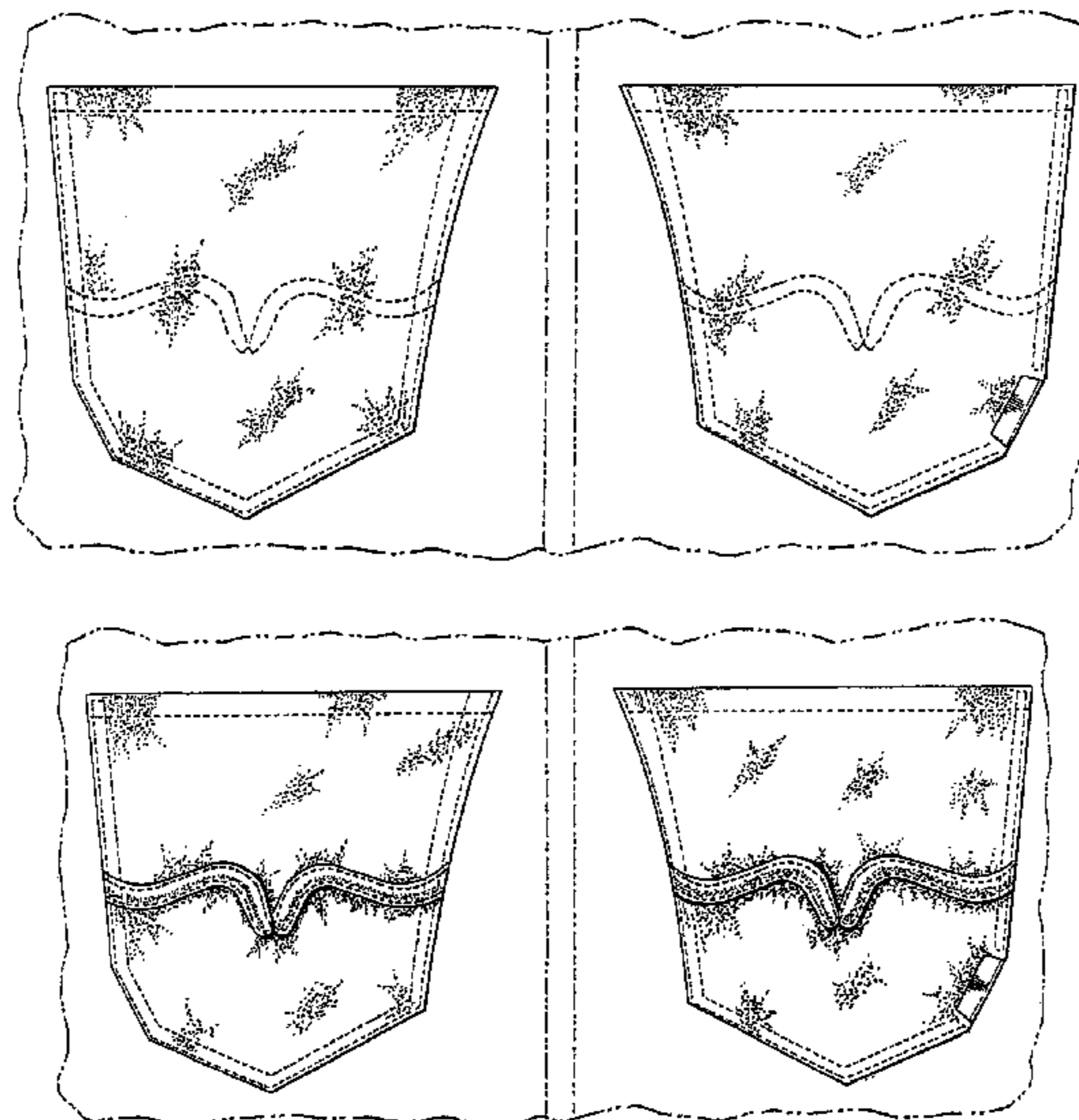
FIG. 11 is a left side view of FIG. 8; and,

FIG. 12 is a right side view of FIG. 8.

The broken lines on the surface of the pockets in FIGS. 1, 2, 7 and 8 represent stitching.

The remaining broken lines are included for the purpose of illustrating environmental structure and form no part of the claimed design.

1 Claim, 4 Drawing Sheets



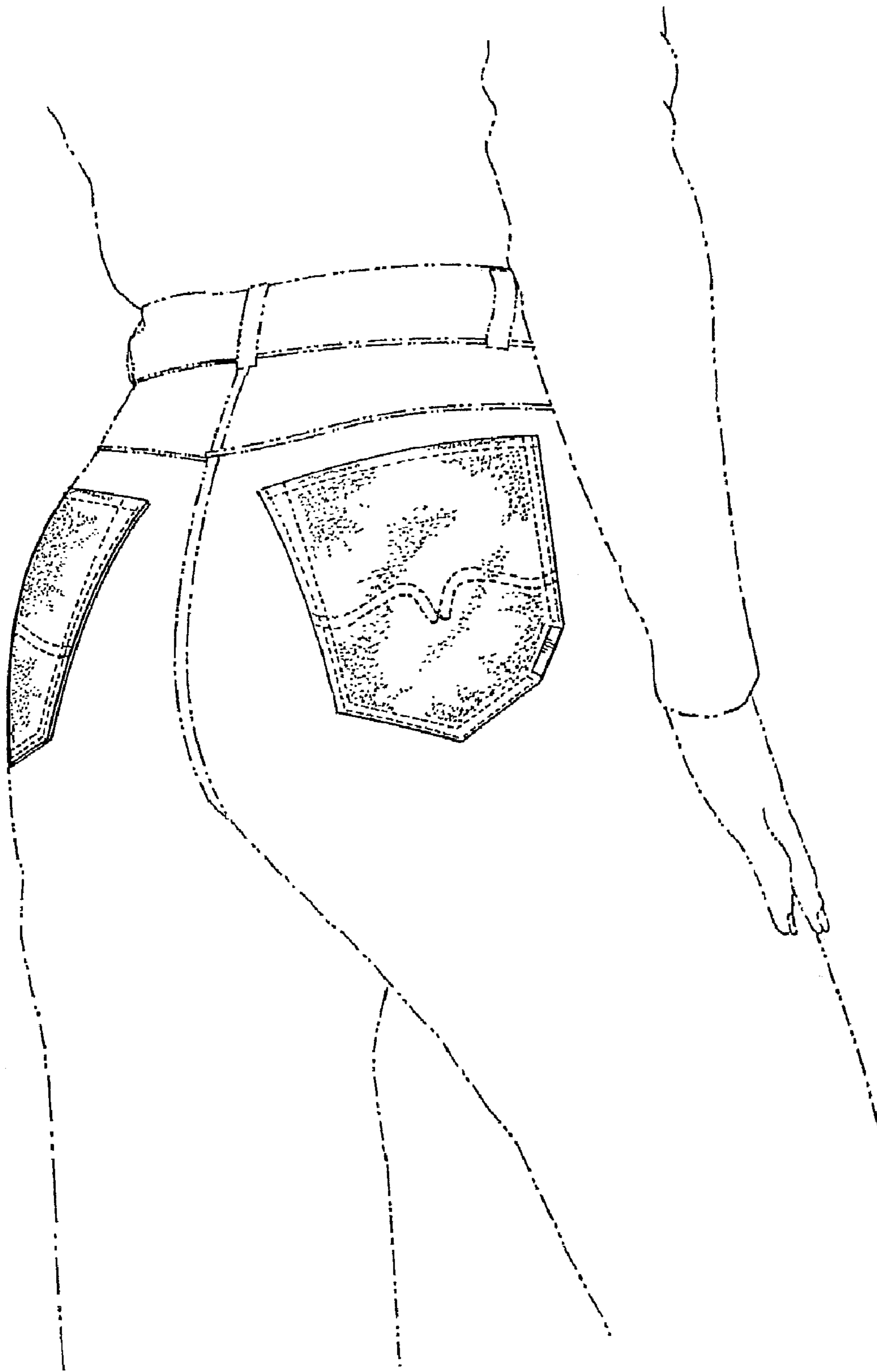


Fig. 1



Fig. 3

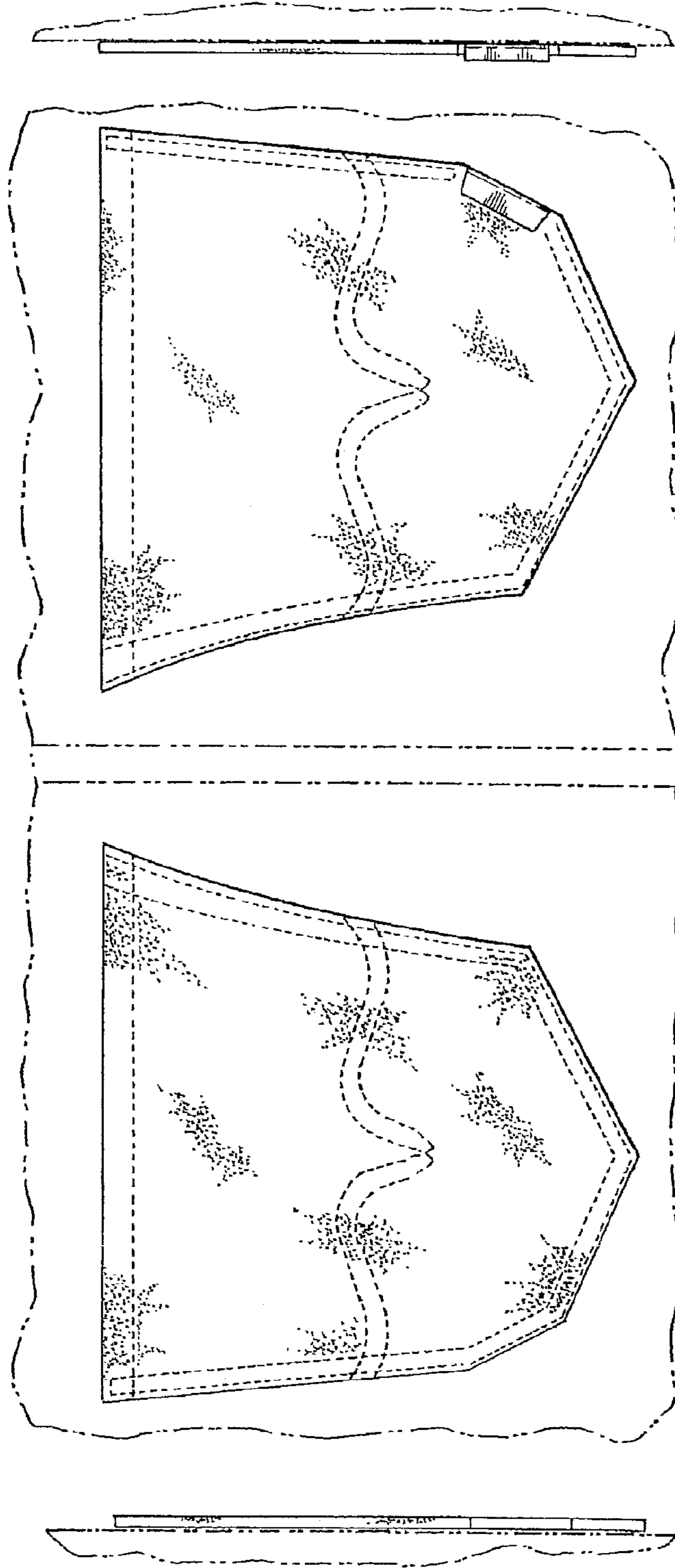


Fig. 5

Fig. 2

Fig. 6




Fig. 4

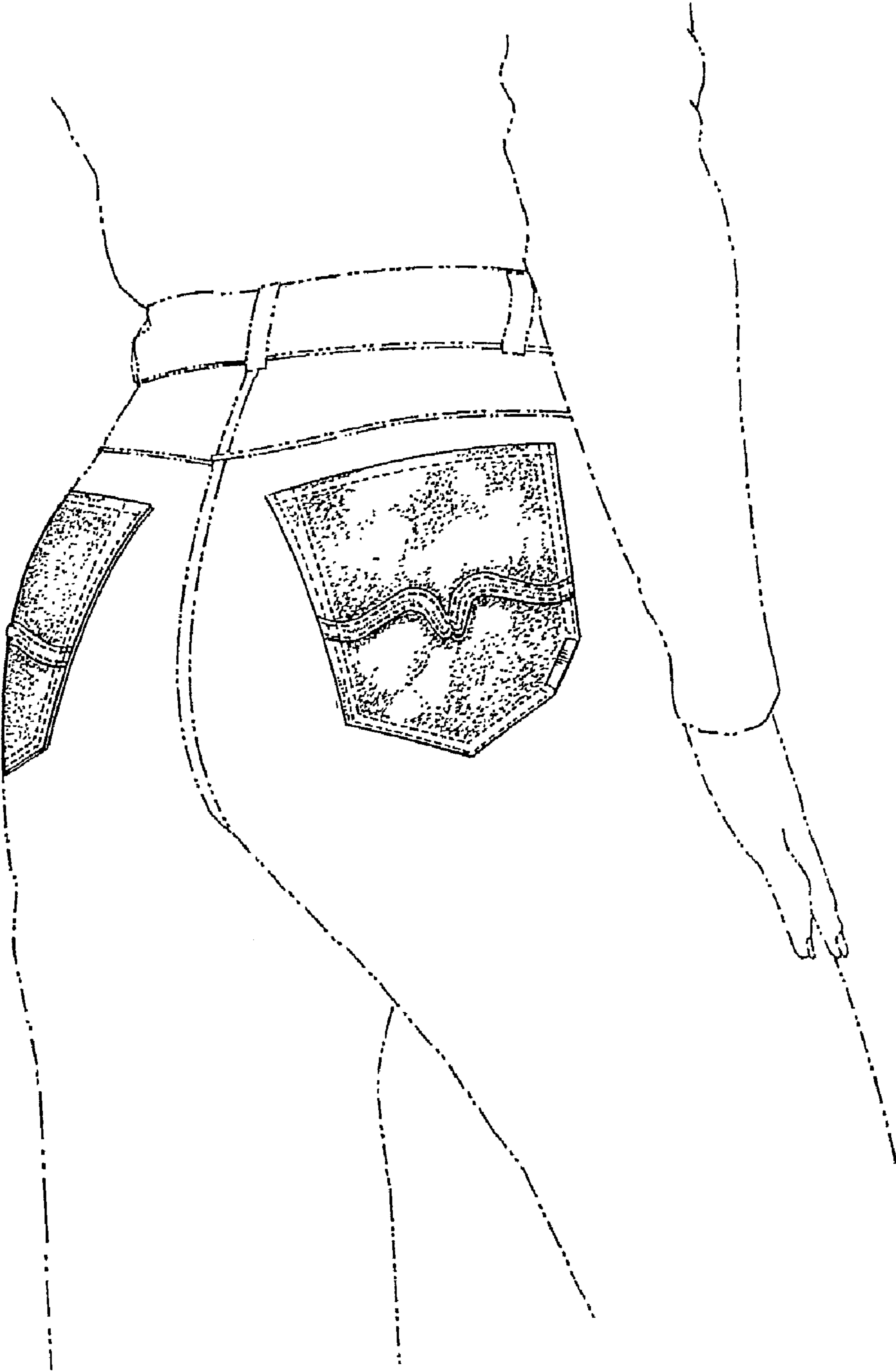


Fig. 7

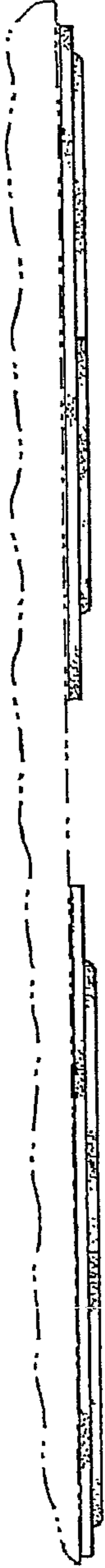


Fig. 9

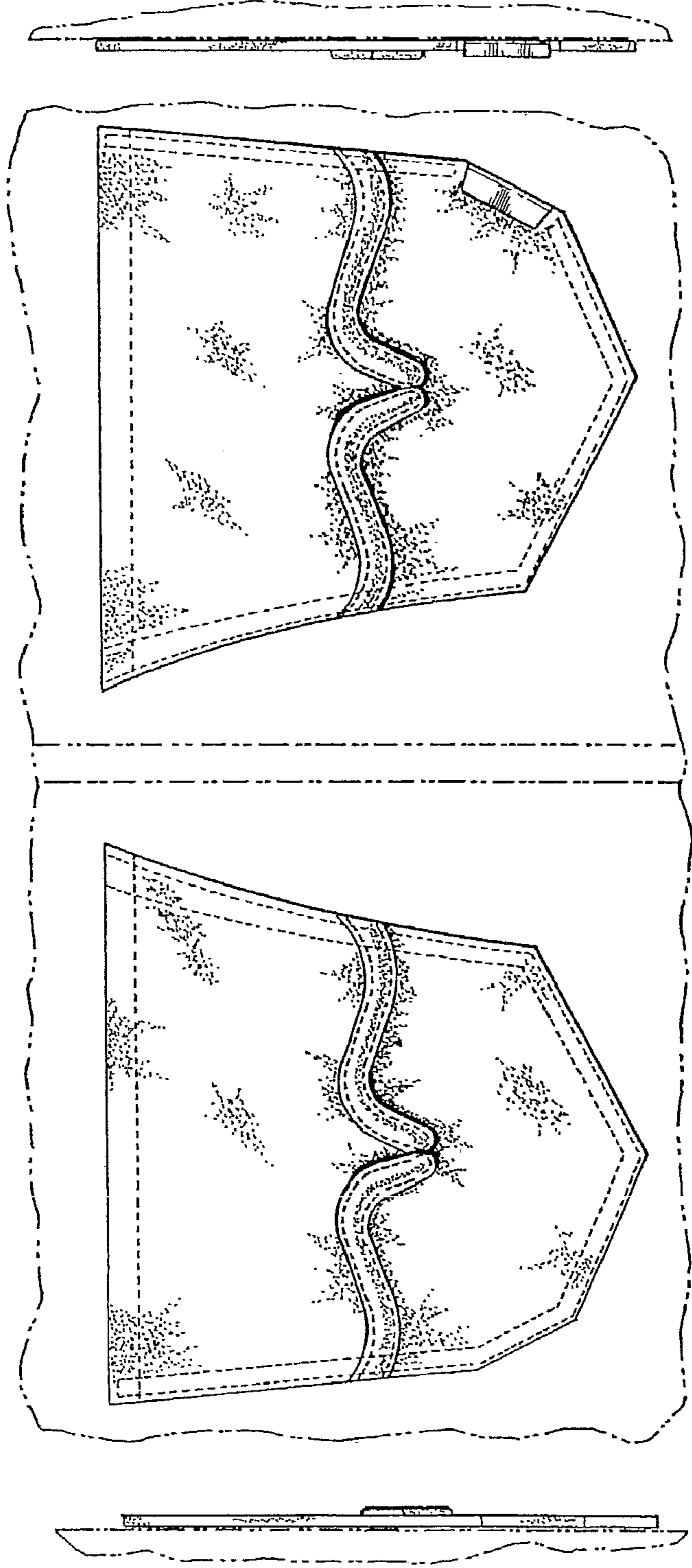


Fig. 8

Fig. 12




Fig. 10

Fig. 11