



US00D558940S

(12) **United States Design Patent**
Griffin

(10) **Patent No.:** **US D558,940 S**

(45) **Date of Patent:** **** Jan. 1, 2008**

(54) **VACUUM CLEANER**

(75) Inventor: **John Griffin**, Phoenix, AZ (US)

(73) Assignee: **Shop Vac Corporation**, Williamsport, PA (US)

(**) Term: **14 Years**

(21) Appl. No.: **29/266,504**

(22) Filed: **Sep. 22, 2006**

(51) **LOC (8) Cl.** **15-05**

(52) **U.S. Cl.** **D32/22**

(58) **Field of Classification Search** D32/21-22,
D32/31, 34; 15/328-329, 320-321, 323,
15/257.01, 347, 350-353, 361, 363, 366,
15/410-412, 414, 415.1, 335, 327.1
See application file for complete search history.

(56) **References Cited**

U.S. PATENT DOCUMENTS

D342,591 S * 12/1993 Shoji et al. D32/22
D347,500 S * 5/1994 Abe et al. D32/22
D354,379 S * 1/1995 Shinozaki D32/22

D427,397 S * 6/2000 Alford et al. D32/31
D515,754 S * 2/2006 Kaido et al. D32/22
D527,505 S * 8/2006 Kaido et al. D32/22
D539,493 S * 3/2007 Crevling et al. D32/22

* cited by examiner

Primary Examiner—Ruth McInroy

(74) *Attorney, Agent, or Firm*—Marshall, Gerstein & Borun, LLP

(57) **CLAIM**

The ornamental design for a vacuum cleaner, as shown and described.

DESCRIPTION

FIG. 1 is an isometric view of a vacuum cleaner showing my new design;

FIG. 2 is a front elevational view thereof;

FIG. 3 is a left side elevational view thereof;

FIG. 4 is a right side elevational view thereof;

FIG. 5 is a rear elevational view thereof; and,

FIG. 6 is an enlarged top plan view thereof.

1 Claim, 6 Drawing Sheets

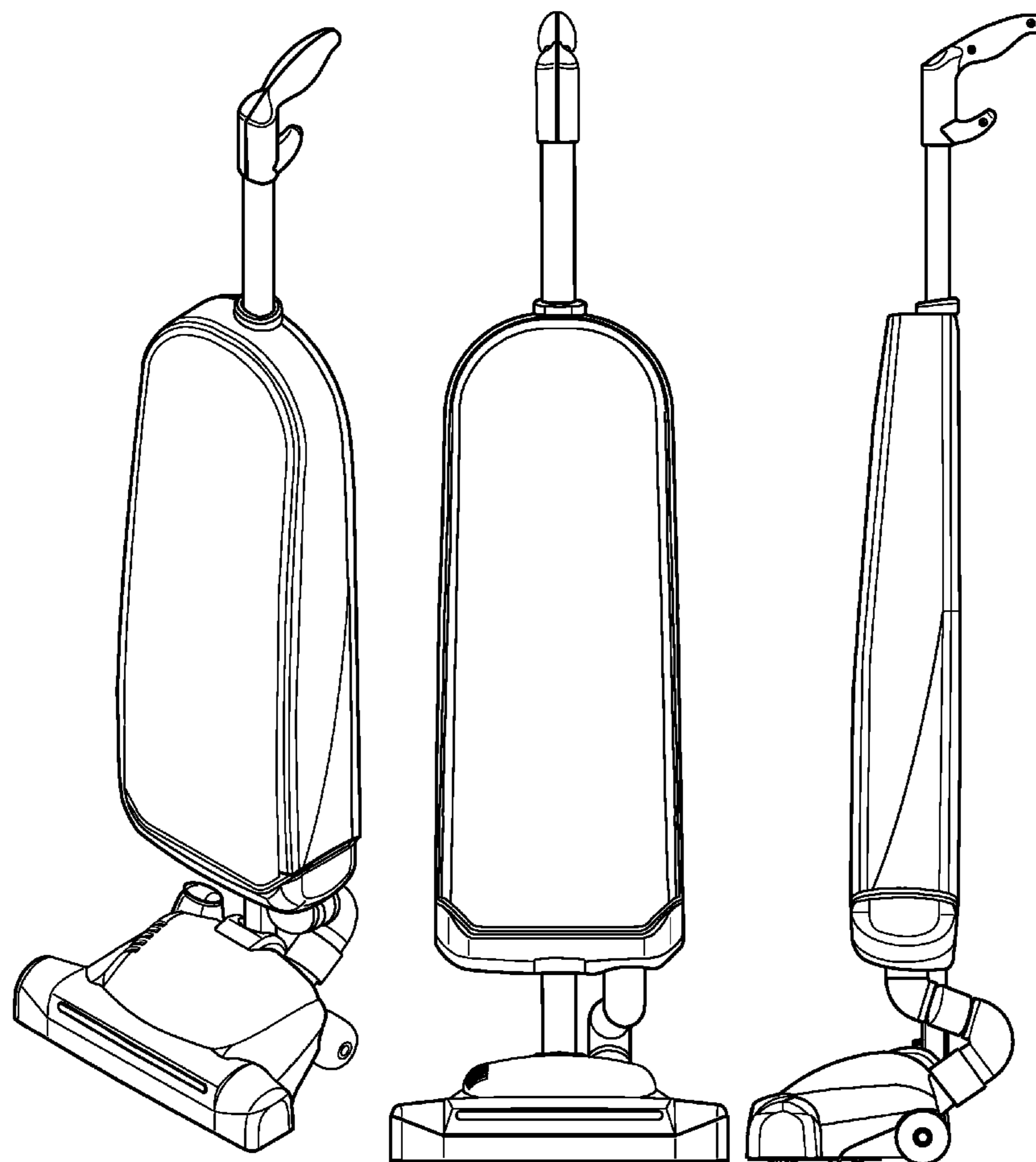


FIG. 1

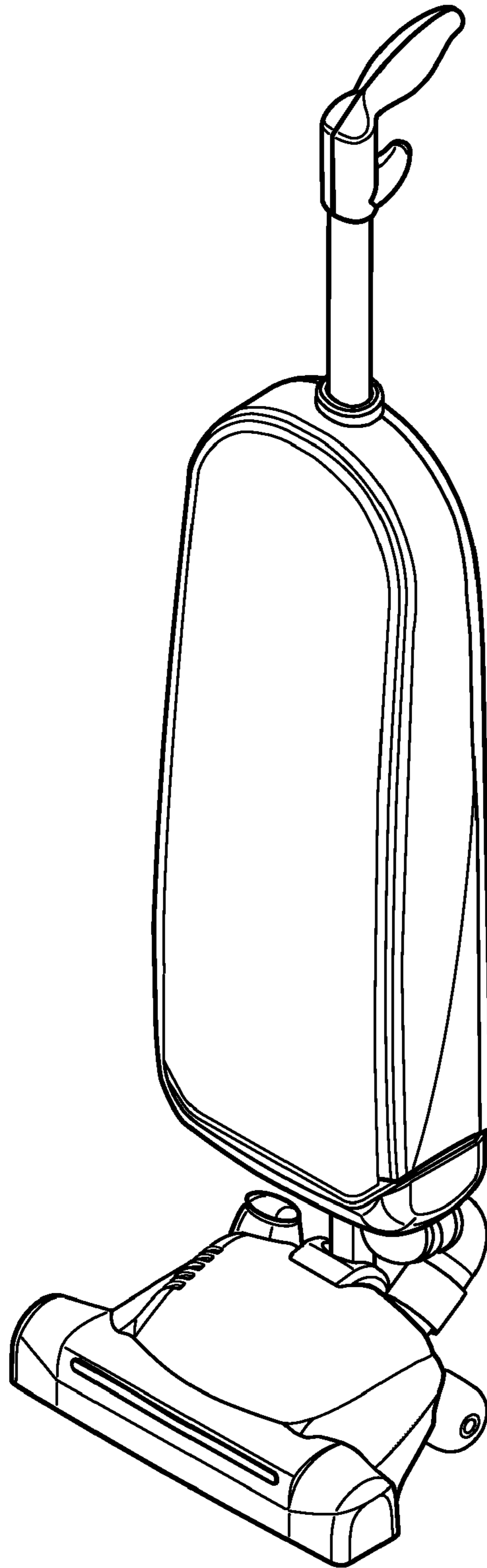


FIG. 2

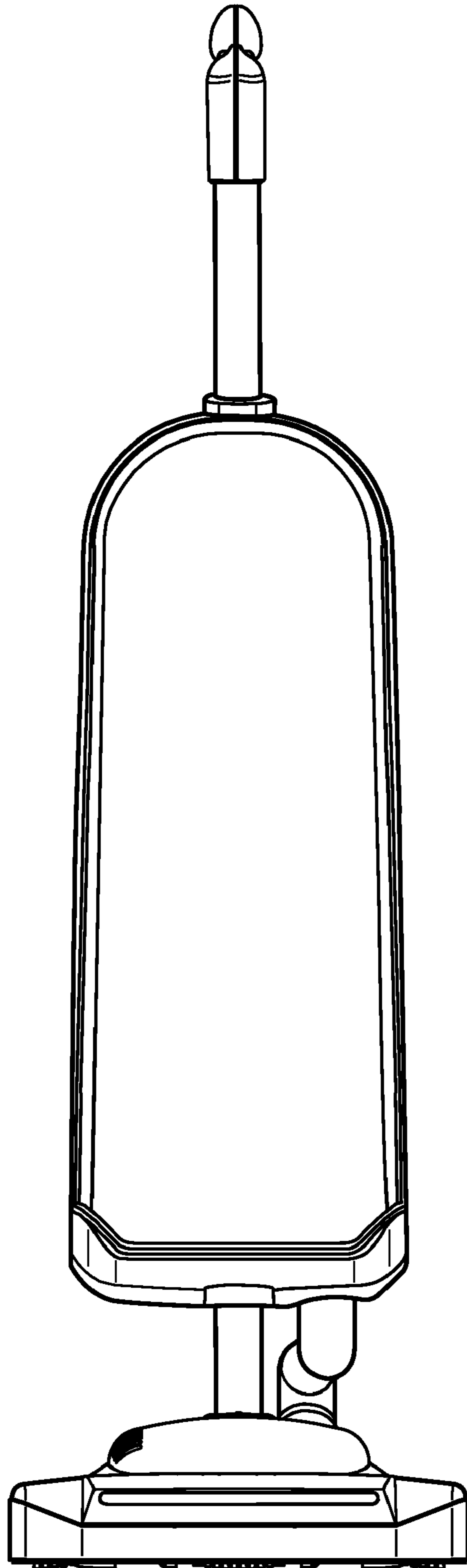


FIG. 3

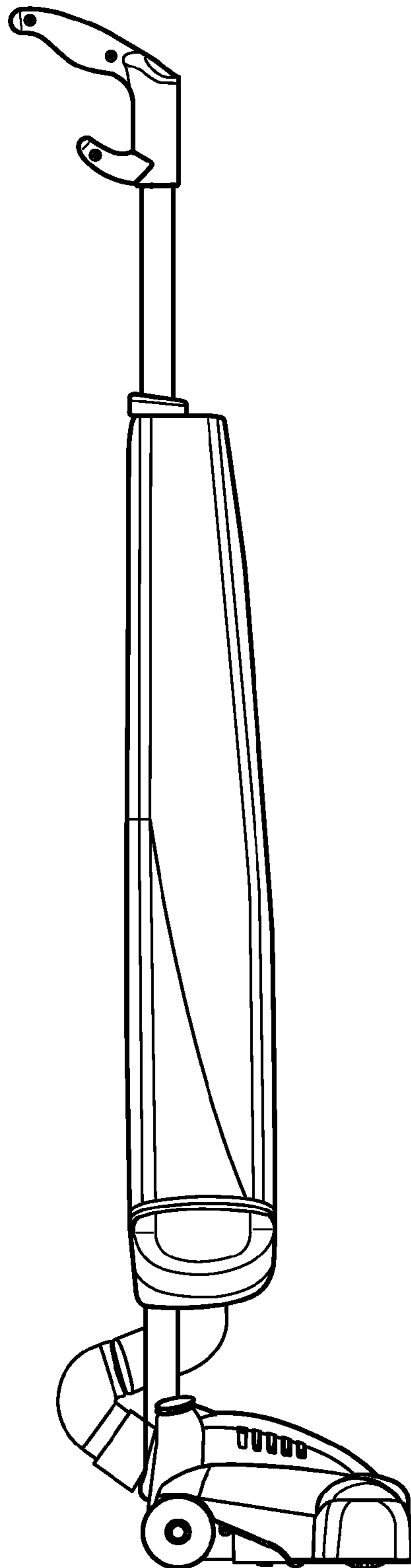


FIG. 4

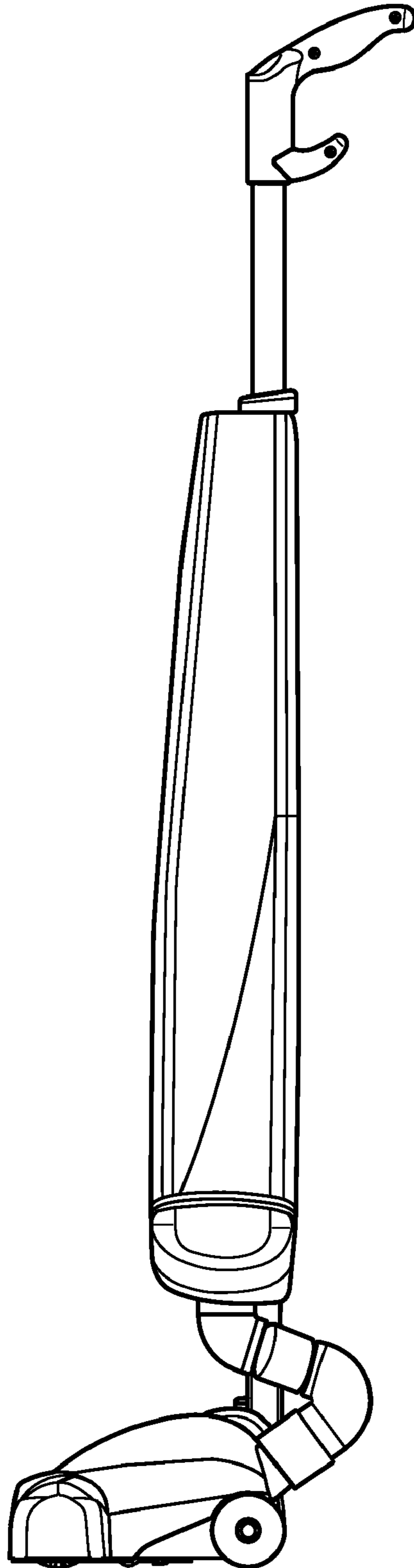


FIG. 5

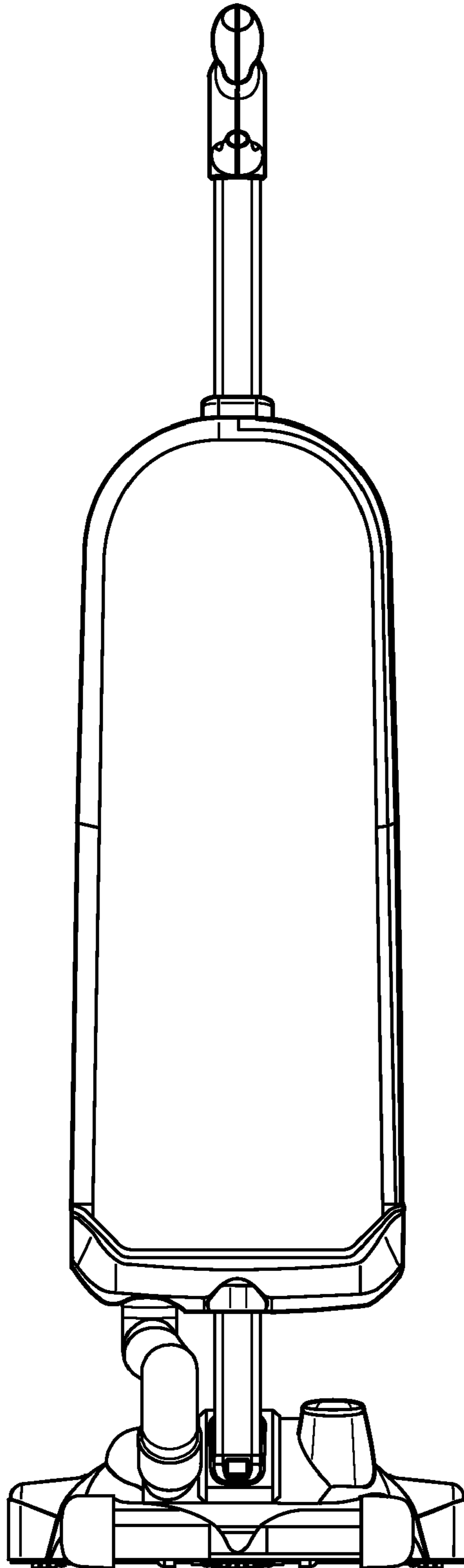


FIG. 6

