



US00D558935S

(12) **United States Design Patent**
Rutherford

(10) **Patent No.:** **US D558,935 S**
(45) **Date of Patent:** **** Jan. 1, 2008**

(54) **PET TOY**

(75) Inventor: **Ryan Rutherford**, Belleville, NJ (US)

(73) Assignee: **JW Pet Company, Inc.**, Teterboro, NJ (US)

(**) Term: **14 Years**

(21) Appl. No.: **29/257,163**

(22) Filed: **Mar. 30, 2006**

(51) **LOC (8) Cl.** **30-99**

(52) **U.S. Cl.** **D30/160; D21/611**

(58) **Field of Classification Search** D30/160,
D30/108, 112, 118-119; D21/498, 707, 713-714,
D21/611, 617, 405, 406, 484, 621, 649; 119/702-703,
119/706-711; 273/118 D, 153 R, 288; 434/278;
446/46, 108, 125, 369-370, 419; 473/571;
D24/193-195; 606/235

See application file for complete search history.

(56) **References Cited**

U.S. PATENT DOCUMENTS

D43,577 S *	2/1913	Orr	D11/158
D64,266 S *	3/1924	Seror	D21/611
D86,406 S *	3/1932	Peterson	D21/611
D105,800 S *	8/1937	Manske	D21/611
2,183,306 A *	12/1939	Dietrich	D11/158
2,396,654 A *	3/1946	Herrmann	446/370
D169,310 S *	4/1953	Fullerton	D21/611
D186,323 S *	10/1959	Kinniburgh	D21/611
D193,720 S *	10/1962	Him	D21/611
D211,373 S *	6/1968	Howard	D21/611
D266,751 S *	11/1982	Santa-Eulalia Carbajales et al.	D21/611

D276,324 S *	11/1984	Carbajales Santa-Eulalia et al.	D11/158
D315,866 S *	4/1991	Ferrero	D21/611
5,094,645 A *	3/1992	Stern et al.	446/370
D331,787 S *	12/1992	Evoy	D21/611
6,074,270 A *	6/2000	Wilcox et al.	446/370
D467,688 S *	12/2002	Yamazaki	D30/160
D467,983 S *	12/2002	Yamazaki	D21/611
D532,156 S *	11/2006	Chen	D21/611
2006/0260560 A1 *	11/2006	Renforth et al.	119/707

* cited by examiner

Primary Examiner—Cathy Anne MacCormac

(74) *Attorney, Agent, or Firm*—Katten Muchin Rosenman LLP

(57) **CLAIM**

The ornamental design for a pet toy, as shown and described.

DESCRIPTION

FIG. 1 is a perspective view of a pet toy showing my new design;

FIG. 2 is a front view thereof;

FIG. 3 is a rear view thereof;

FIG. 4 is a right side view thereof;

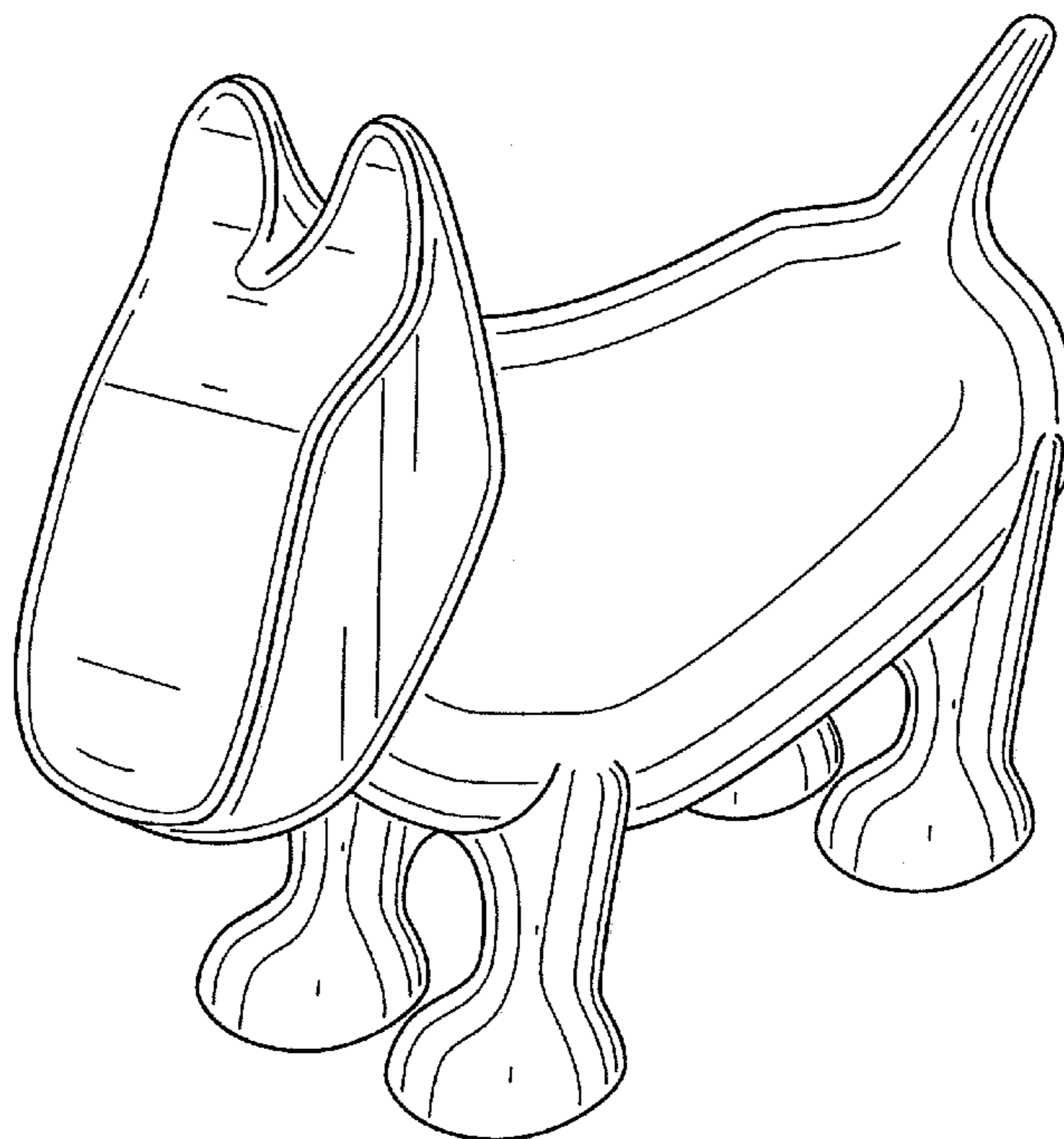
FIG. 5 is a left side view thereof;

FIG. 6 is a top view thereof; and,

FIG. 7 is a bottom view thereof.

The items shown in broken lines form no part of the claimed design.

1 Claim, 7 Drawing Sheets



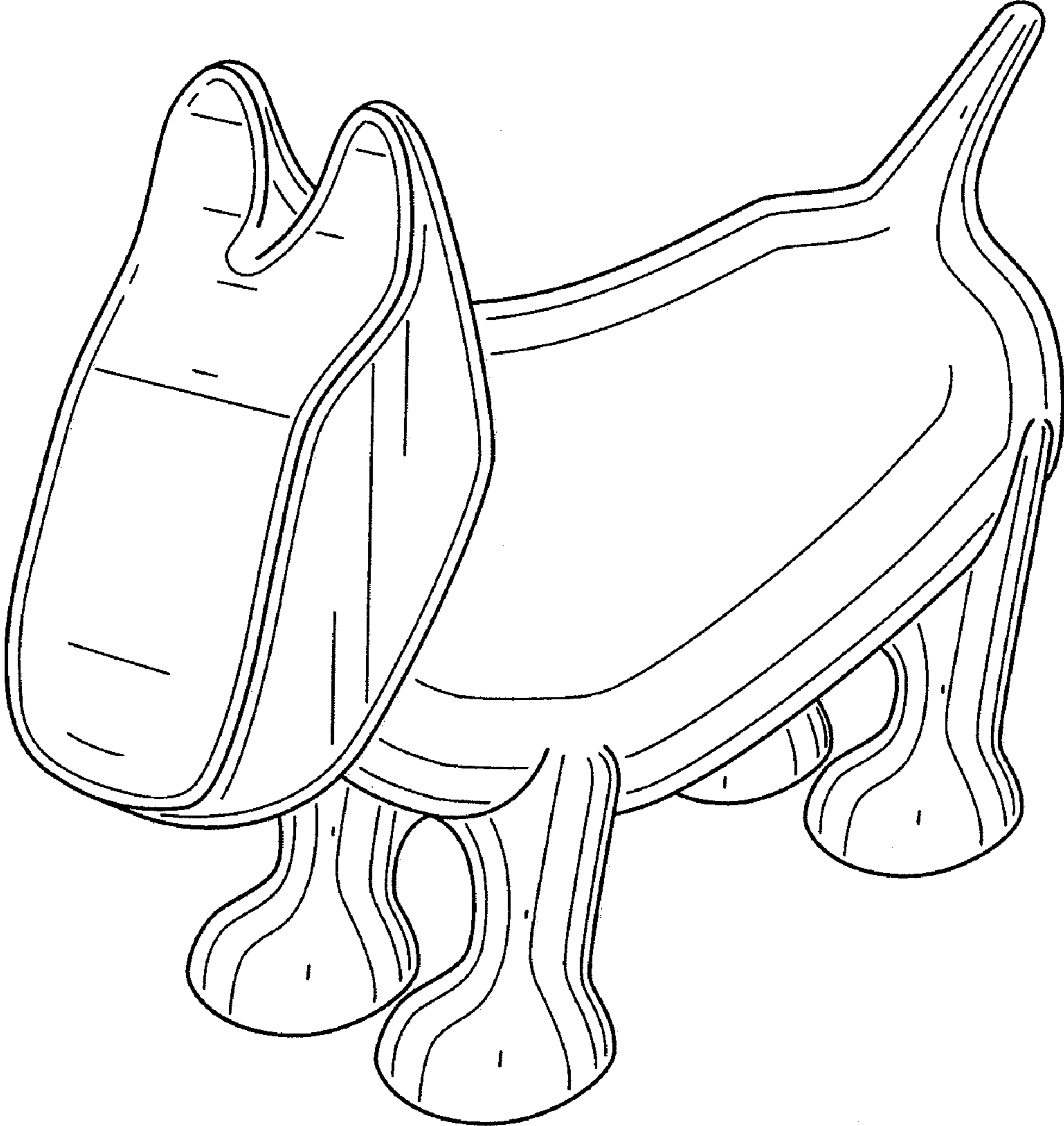


FIG. 1

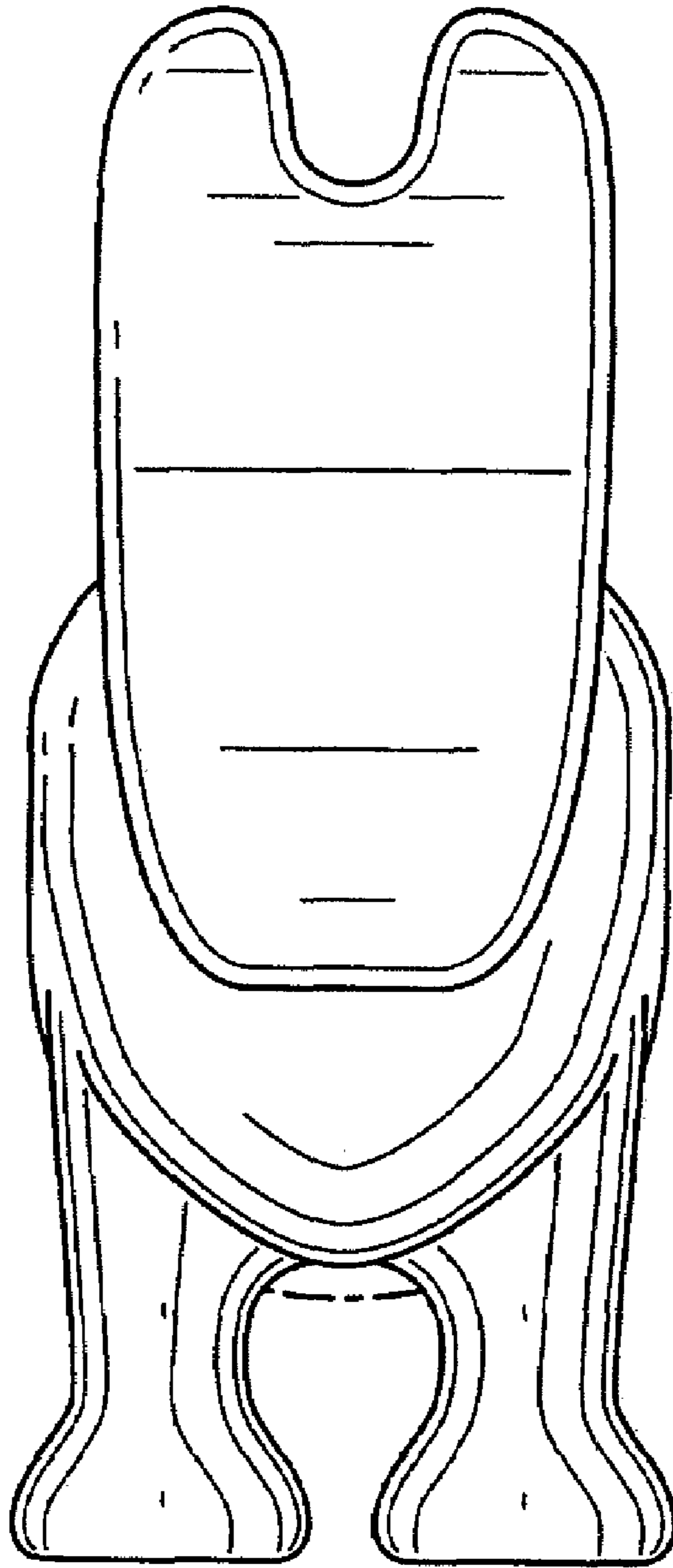


FIG. 2

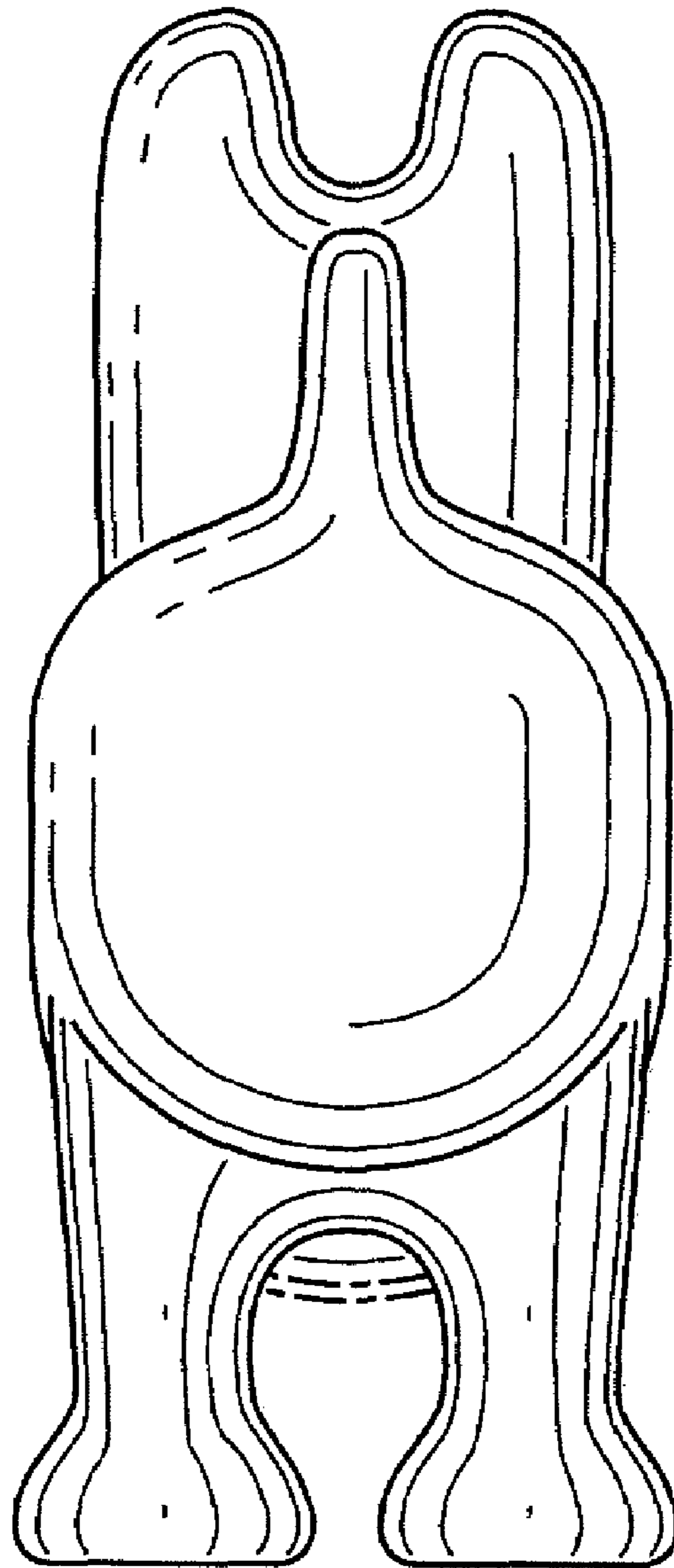


FIG. 3




FIG. 4

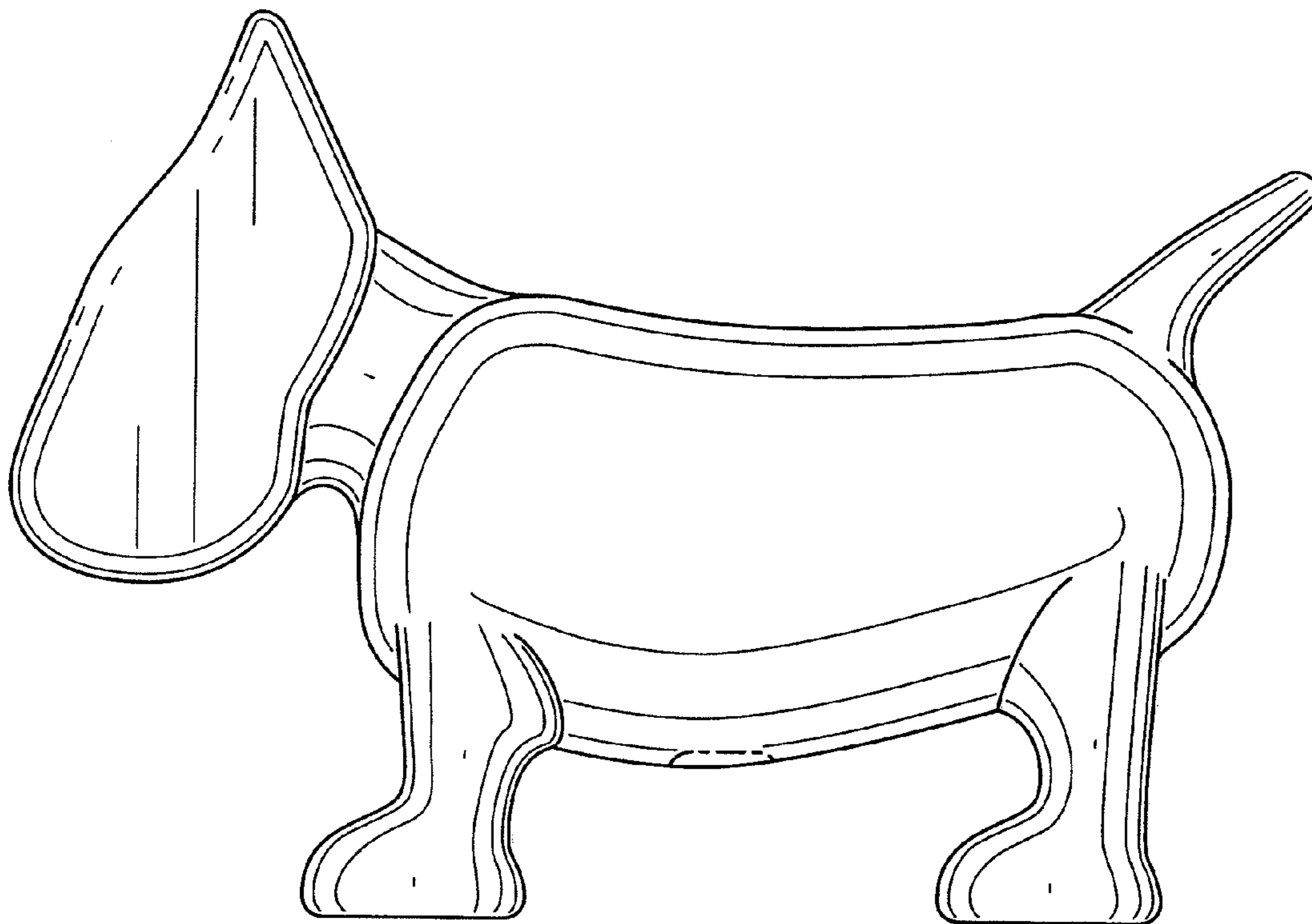


FIG. 5

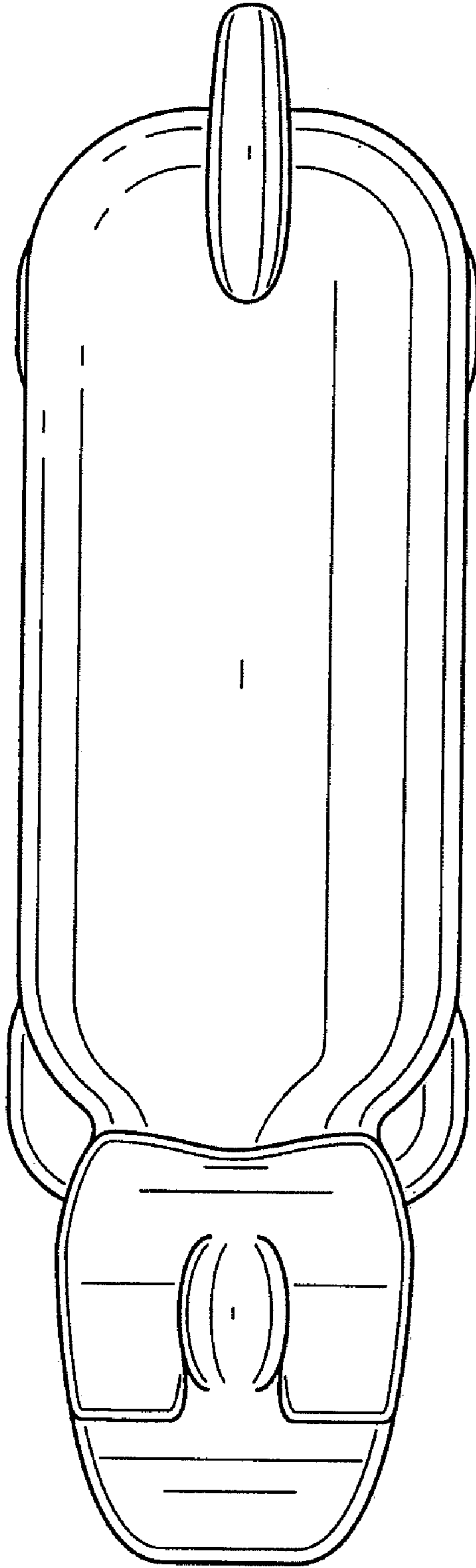


FIG. 6

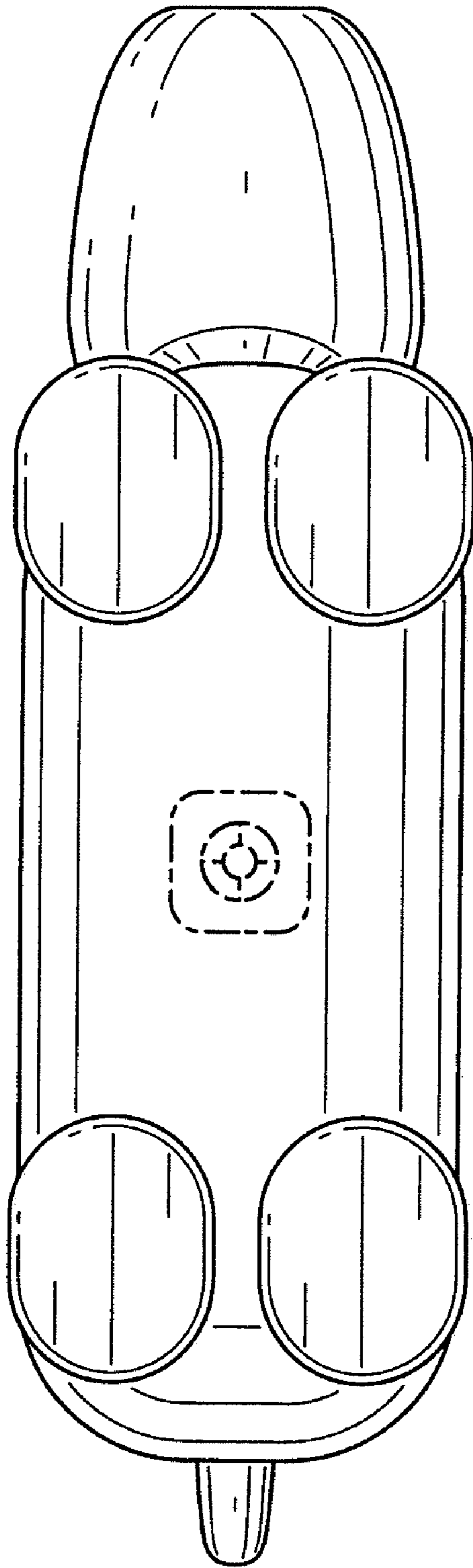


FIG. 7