



US00D558933S

(12) **United States Design Patent**
Hood et al.

(10) **Patent No.:** **US D558,933 S**
(45) **Date of Patent:** **** Jan. 1, 2008**

(54) **PET UTENSIL HANDLE**

(75) Inventors: **Lance L. Hood**, Seattle, WA (US);
Jack Leroy Oelschlager, Issaquah, WA (US)

(73) Assignee: **Progressive International Corp.**, Kent, WA (US)

(**) Term: **14 Years**

(21) Appl. No.: **29/248,478**

(22) Filed: **Aug. 17, 2006**

(51) **LOC (8) Cl.** **30-99**

(52) **U.S. Cl.** **D30/158**

(58) **Field of Classification Search** D30/158-159, D30/199; 119/600, 601, 604-606, 611-619, 119/625, 628-633; D4/132-138, 100-102, D4/122, 127, 119, 114, 199; D8/106, 107, D8/13, 45, 14, DIG. 4, DIG. 7, DIG. 8; 401/28; 132/119-121, 152, 154, 147-150, 108-110, 132/112-115, 141, 142, 313; D28/31, 63, D28/30, 25, 44, 44.1, 45-48, 10, 28; 15/50.1-50.3, 15/55, 57, 71, 77, 79.1, 104.002, 105-106, 15/143.1, 159.1, 160, 186-188, 169, 236.01, 15/236.02, 245, 117, 121, 245.1; 56/400.01, 56/400.17, 400.21; 81/177.7, 489, 177.1, 81/436-440; 16/426, 421, 422, 110.1, 430, 16/DIG. 12, DIG. 19, 431; 30/353, 32, 34.05, 30/47, 49, 526, 527, 169, 171; D24/147, D24/133; D7/688, 393, 395, 401.2; 606/161; D32/40, 41, 49, 46, 51; 601/134-137

See application file for complete search history.

(56) **References Cited**

U.S. PATENT DOCUMENTS

D457,699 S * 5/2002 Raimonde et al. D32/46
D506,585 S * 6/2005 Muller et al. D32/32
2005/0066464 A1 * 3/2005 McKay 15/169

* cited by examiner

Primary Examiner—Melanie H. Tung

Assistant Examiner—Susan Moon Lee

(74) *Attorney, Agent, or Firm*—Black Lowe & Graham, PLLC

(57) **CLAIM**

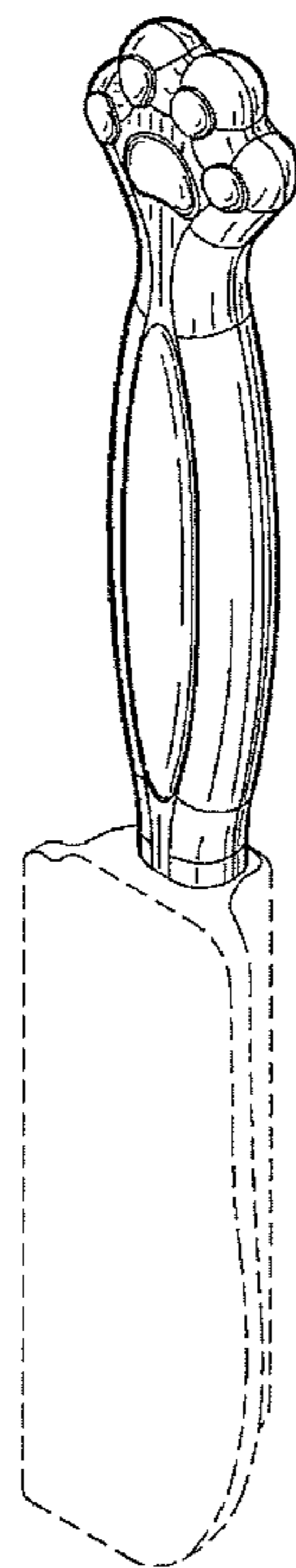
I claim the ornamental design for a pet utensil handle, as shown.

DESCRIPTION

FIG. 1 is a front view of the pet utensil handle;
FIG. 2 is a right side view of the pet utensil handle;
FIG. 3 is a bottom view of the pet utensil handle;
FIG. 4 is a back view of the pet utensil handle;
FIG. 5 is a left side view of the pet utensil handle;
FIG. 6 is a top view of the pet utensil handle; and,
FIG. 7 is a perspective view of the pet utensil handle.

The portions shown in broken line are for illustrative purposes only and form no part of the claimed design.

1 Claim, 3 Drawing Sheets



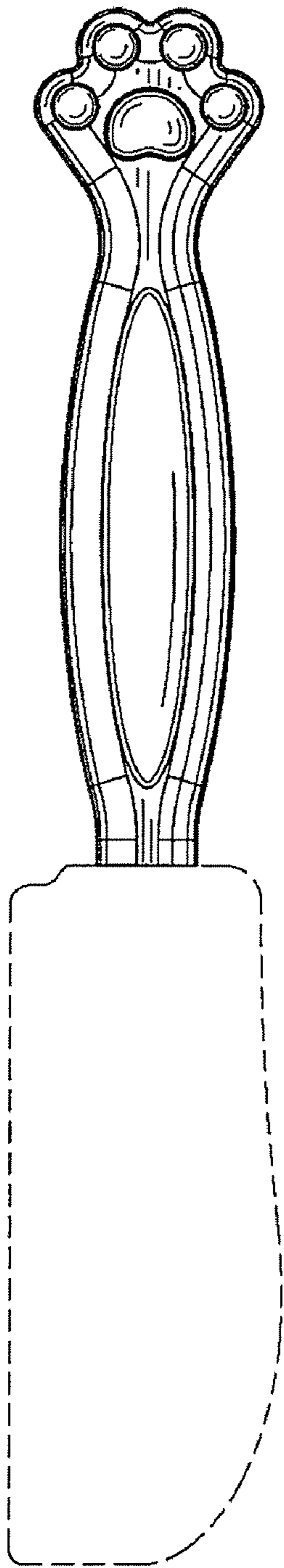


FIG. 1

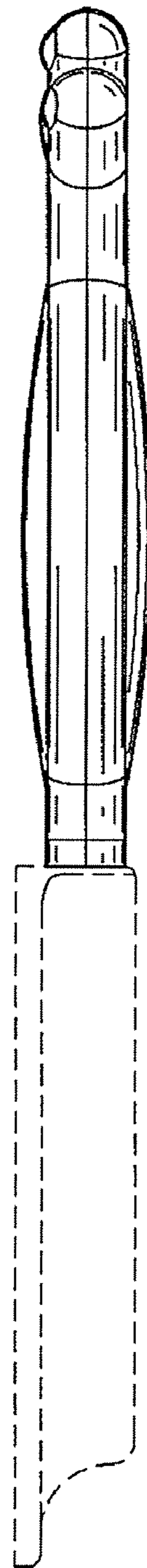


FIG. 2

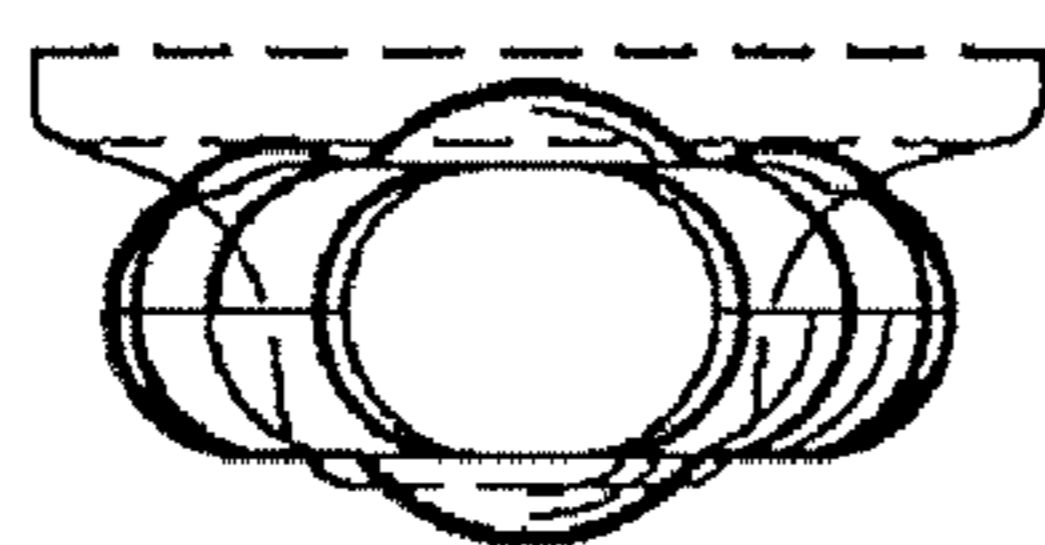


FIG. 3

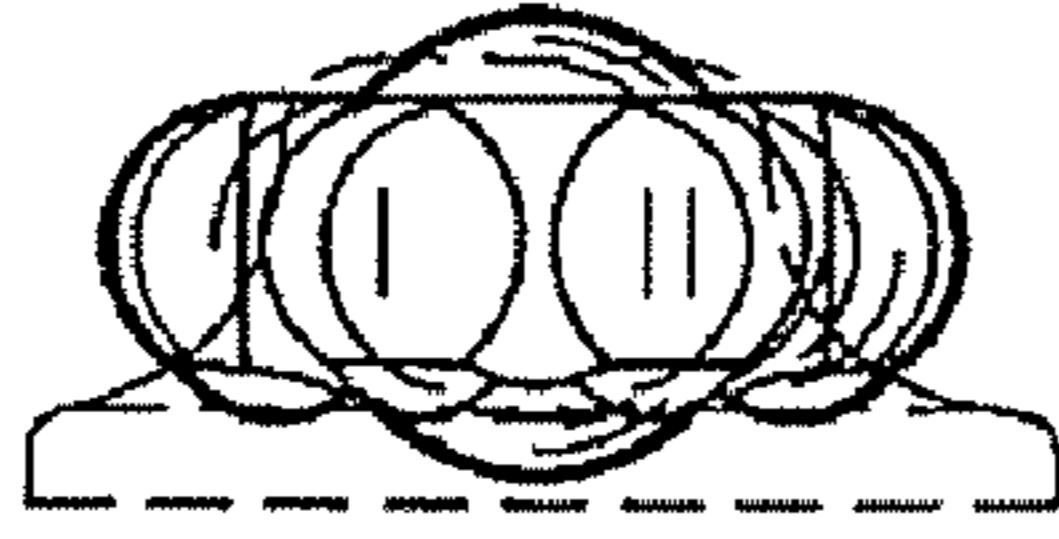


FIG. 6

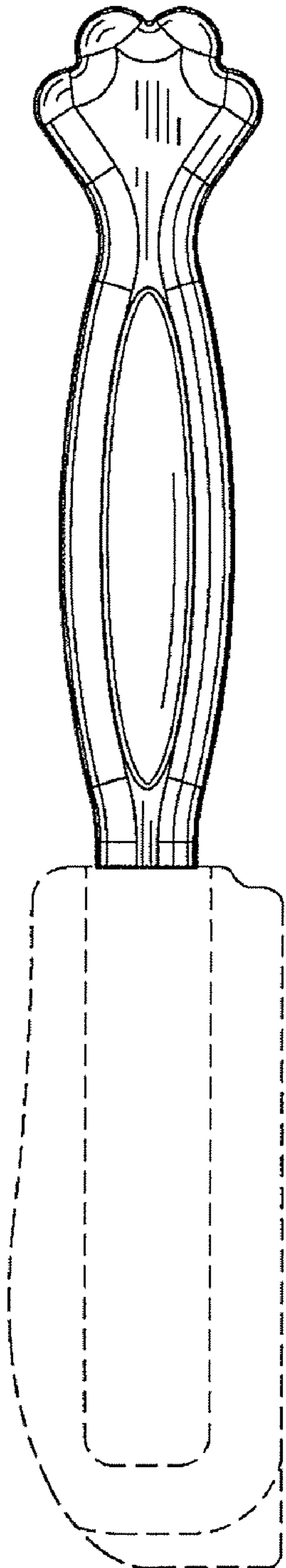


FIG. 4

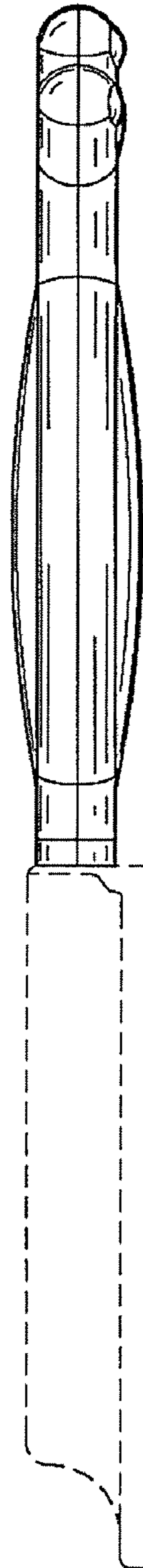


FIG. 5

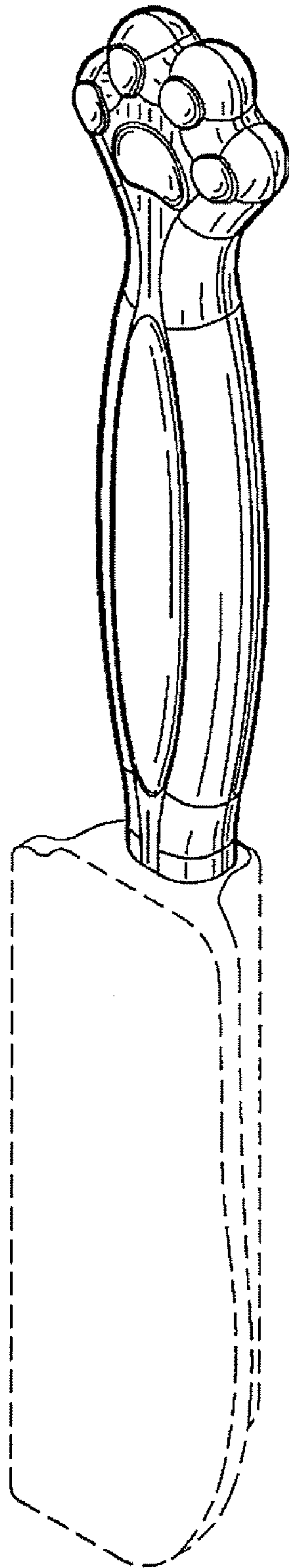


FIG. 7