



US00D558920S

(12) **United States Design Patent**
Sheppard et al.

(10) **Patent No.:** **US D558,920 S**
(45) **Date of Patent:** **** Jan. 1, 2008**

(54) **HAIR TREATMENT APPLICATOR DEVICE**

(75) Inventors: **John Edward Sheppard**, Wokingham (GB); **William John Davis**, Bath (GB); **John David Lamb**, Pewsey (GB)

(73) Assignee: **The Procter & Gamble Company**, Cincinnati, OH (US)

(**) Term: **14 Years**

(21) Appl. No.: **29/269,343**

(22) Filed: **Nov. 28, 2006**

Related U.S. Application Data

(62) Division of application No. 29/237,470, filed on Aug. 31, 2005.

(51) **LOC (8) Cl.** **28-03**

(52) **U.S. Cl.** **D28/7**

(58) **Field of Classification Search** D9/529-530, D9/537, 540, 542, 549, 556, 558, 682, 690-692, D9/686; 132/200-201, 216, 150, 53, 320, 132/208, 219, 112, 126; D28/99, 7, 20-22, D28/30-31

See application file for complete search history.

(56) **References Cited**

U.S. PATENT DOCUMENTS

- 2,584,735 A * 2/1952 Pancoast 401/26
- 3,477,447 A * 11/1969 Eldredge 132/212
- D330,442 S * 10/1992 Fukazawa D28/7
- D333,882 S * 3/1993 Yazaki D28/7
- D367,230 S * 2/1996 Paglina D9/529

- D403,164 S * 12/1998 Daughtry D4/114
- D450,153 S * 11/2001 Knieriemen D28/7
- D486,400 S * 2/2004 Bakic D9/558
- D528,005 S * 9/2006 Bakic D9/529

* cited by examiner

Primary Examiner—Janice E. Seeger

Assistant Examiner—Zenia I. Bennett

(74) *Attorney, Agent, or Firm*—Melissa G. Krasovec; Marianne Dressman; Tara M. Rosnell

(57) **CLAIM**

The ornamental design for a hair treatment applicator device, as shown and described.

DESCRIPTION

FIG. 1 is a perspective view of hair treatment applicator device, embodying our new design;

FIG. 2 is a front view of the hair treatment applicator device of FIG. 1;

FIG. 3 is a back view of the hair treatment applicator device of FIG. 1;

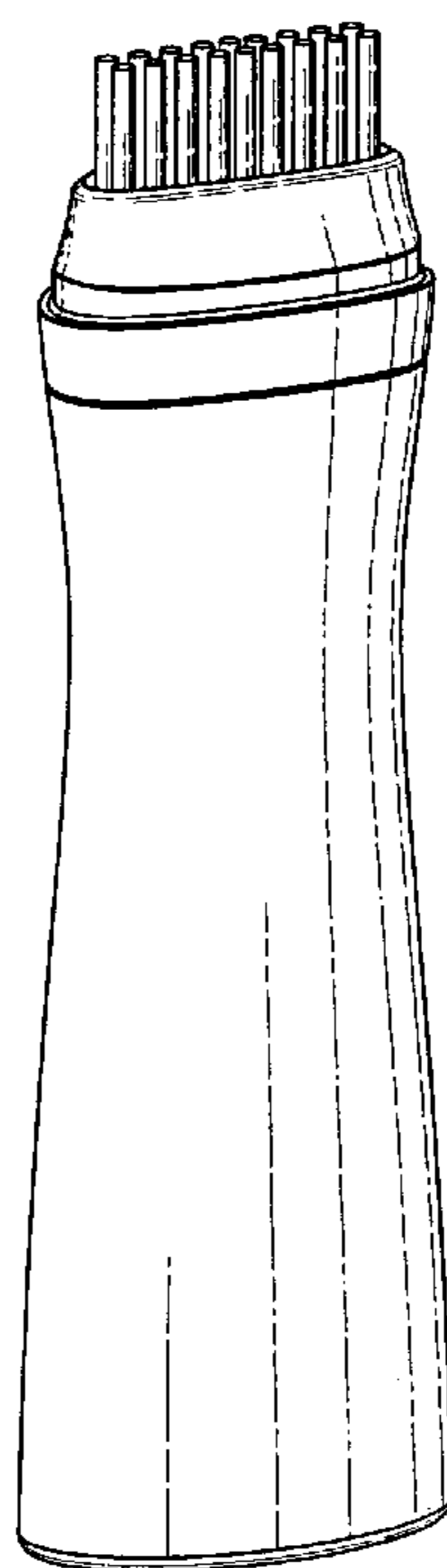
FIG. 4 is a first side view of the hair treatment applicator device of FIG. 1;

FIG. 5 is a second side view of the hair treatment applicator device of FIG. 1;

FIG. 6 is a top view the hair treatment applicator device of FIG. 1; and,

FIG. 7 is a bottom view of the hair treatment applicator device of FIG. 1.

1 Claim, 4 Drawing Sheets



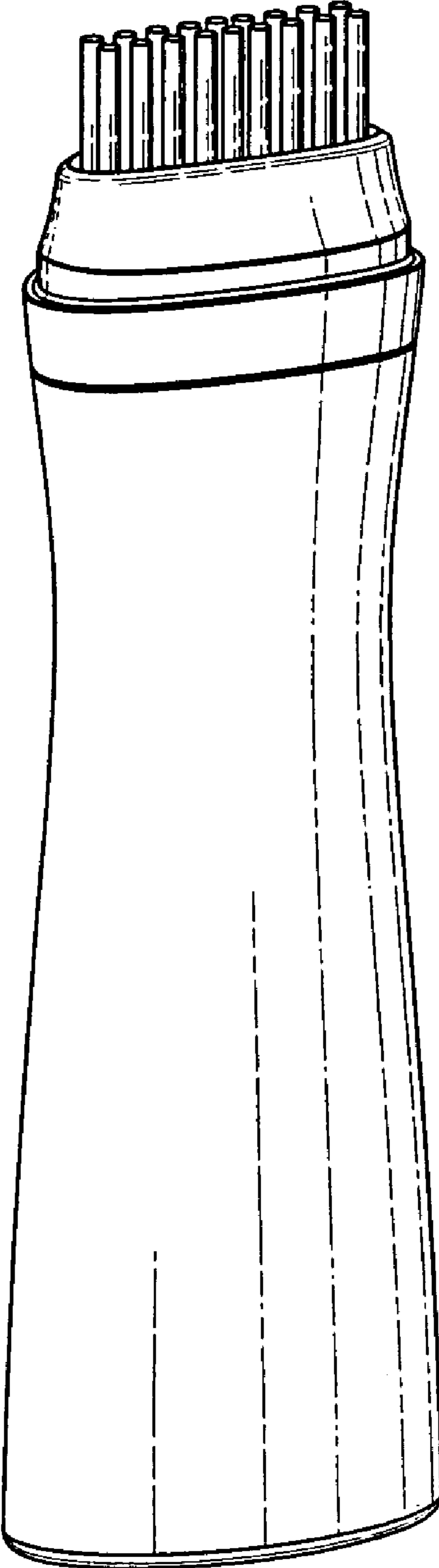


Fig. 1



Fig. 3



Fig. 2




Fig. 5




Fig. 4

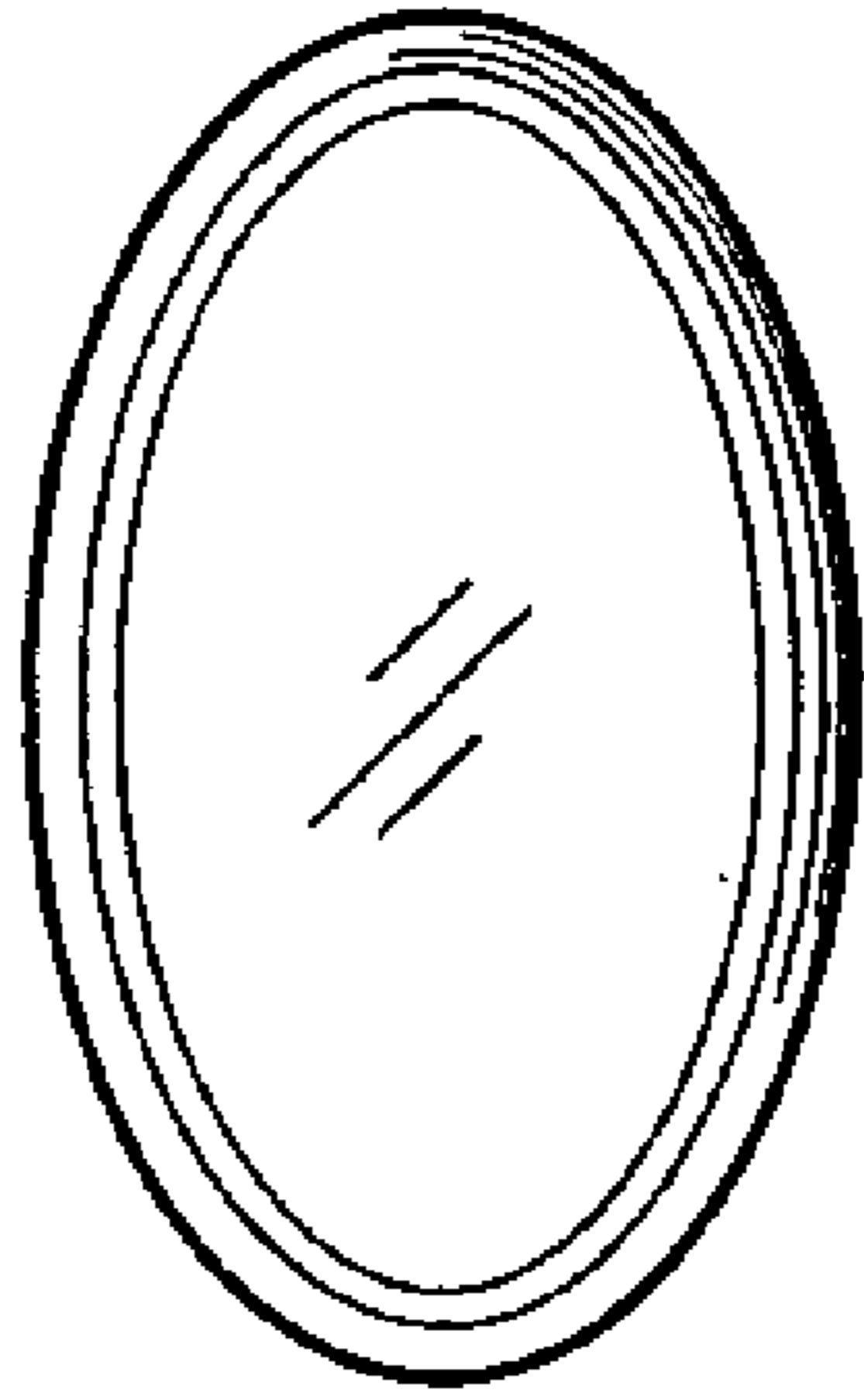


Fig. 6

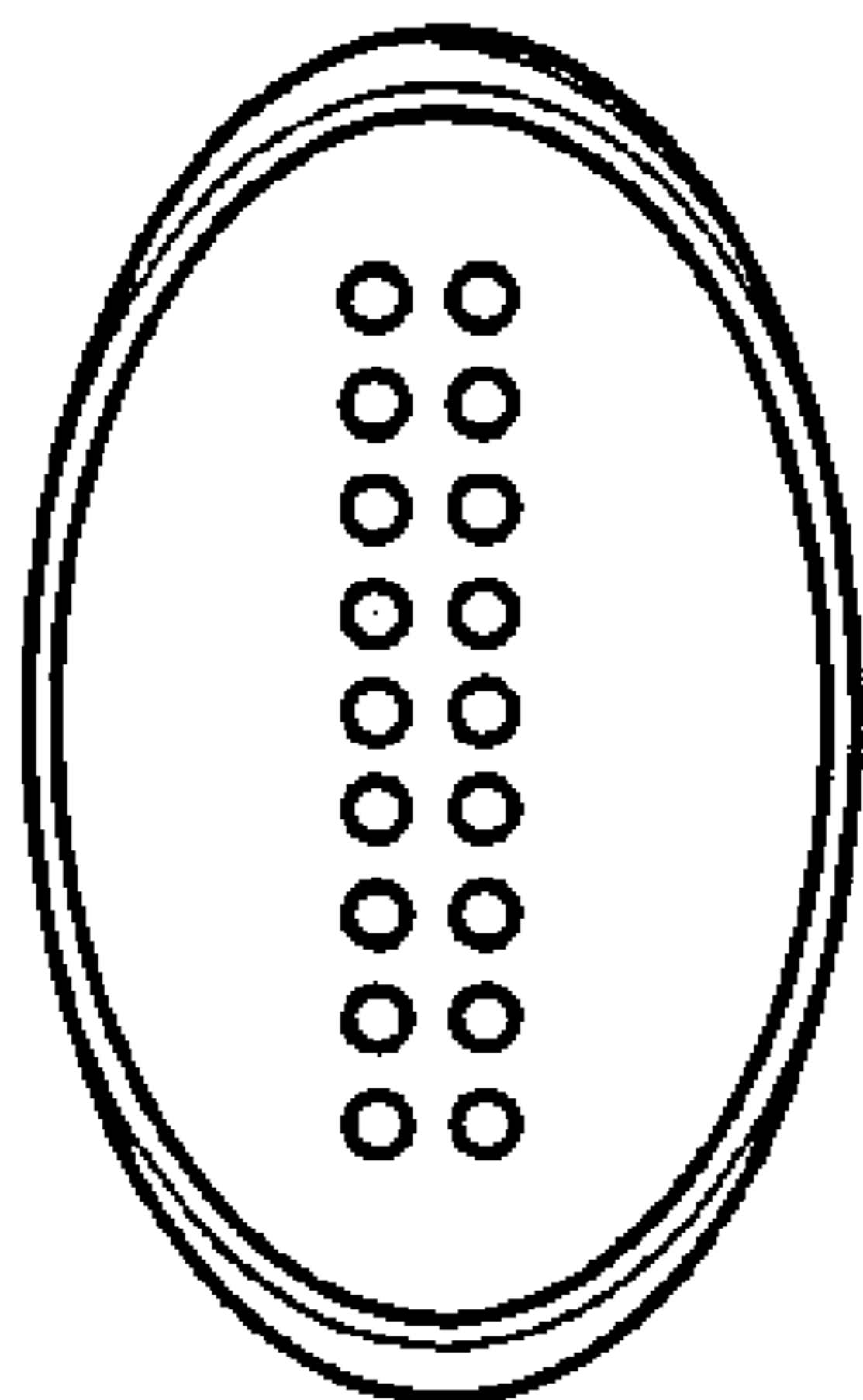


Fig. 7