



US00D558892S

(12) **United States Design Patent**
Grosfillex et al.

(10) **Patent No.:** **US D558,892 S**
(45) **Date of Patent:** **** Jan. 1, 2008**

(54) **GARDEN SHED**

(75) Inventors: **Andre Grosfillex**, Arbent (FR);
Maurice Berger, Arbent (FR); **Xavier Cappone**,
Moirans en Montagne (FR); **Jean Louis Gervasoni**,
Saint Martin du Fresne (FR)

(73) Assignee: **Grosfillex SAS**, Arbent, Oyonnax (FR)

(**) Term: **14 Years**

(21) Appl. No.: **29/273,395**

(22) Filed: **Mar. 5, 2007**

(30) **Foreign Application Priority Data**

Sep. 5, 2006 (EM) 000584149-0017

(51) **LOC (8) Cl.** **25-03**

(52) **U.S. Cl.** **D25/33**

(58) **Field of Classification Search** D25/1,
D25/16, 18, 25, 33; 52/36.2, 64, 79.1, 79.4,
52/79.5; 137/87

See application file for complete search history.

(56) **References Cited**

U.S. PATENT DOCUMENTS

- 3,434,253 A * 3/1969 Hatcher 52/69
- 3,800,493 A * 4/1974 Livingston 52/745.03
- 4,034,527 A * 7/1977 Jalasjaa 52/233
- D305,690 S * 1/1990 Paul et al. D25/22
- D349,348 S * 8/1994 McGrath D25/1
- D362,075 S * 9/1995 Tebb D25/16
- D416,091 S * 11/1999 Ohanesian D25/33
- D421,500 S * 3/2000 Hampel D25/16
- D452,912 S * 1/2002 Ohanesian D25/33
- D452,978 S * 1/2002 Ohanesian D25/33
- 6,550,216 B1 * 4/2003 Ohanesian 52/783.11

- 6,581,337 B1 * 6/2003 Skov et al. 52/79.5
- D478,386 S * 8/2003 Ohanesian D25/33
- D489,461 S * 5/2004 Ohanesian D25/33
- D492,793 S * 7/2004 Moon et al. D25/33
- D496,737 S * 9/2004 Moon et al. D25/33
- 6,823,639 B2 * 11/2004 Hampel 52/598
- D506,266 S * 6/2005 Astle et al. D25/59
- D525,715 S * 7/2006 Richardson et al. D25/33
- D529,186 S * 9/2006 Fullelove et al. D25/33
- D529,623 S * 10/2006 Richardson et al. D25/33
- 2003/0024173 A1 * 2/2003 Cohen 52/79.1
- 2003/0029100 A1 * 2/2003 Wetzel, III et al. 52/79.1
- 2004/0060245 A1 * 4/2004 Loblick et al. 52/79.5
- 2005/0091932 A1 * 5/2005 Roth 52/79.1
- 2005/0223655 A1 * 10/2005 Mower et al. 52/79.5

* cited by examiner

Primary Examiner—Ian Simmons

Assistant Examiner—Eric L Goodman

(74) *Attorney, Agent, or Firm*—Dowell & Dowell PC

(57) **CLAIM**

The ornamental design for a garden shed, as shown and described.

DESCRIPTION

FIG. 1 is a front perspective view of a garden shed showing our new design;

FIG. 2 is a front elevational view thereof;

FIG. 3 is a rear elevational view thereof;


FIG. 4 is a right side view thereof;

FIG. 5 is a left side view thereof;

FIG. 6 is top plan view thereof; and,

FIG. 7 is a bottom plan view thereof.

1 Claim, 4 Drawing Sheets



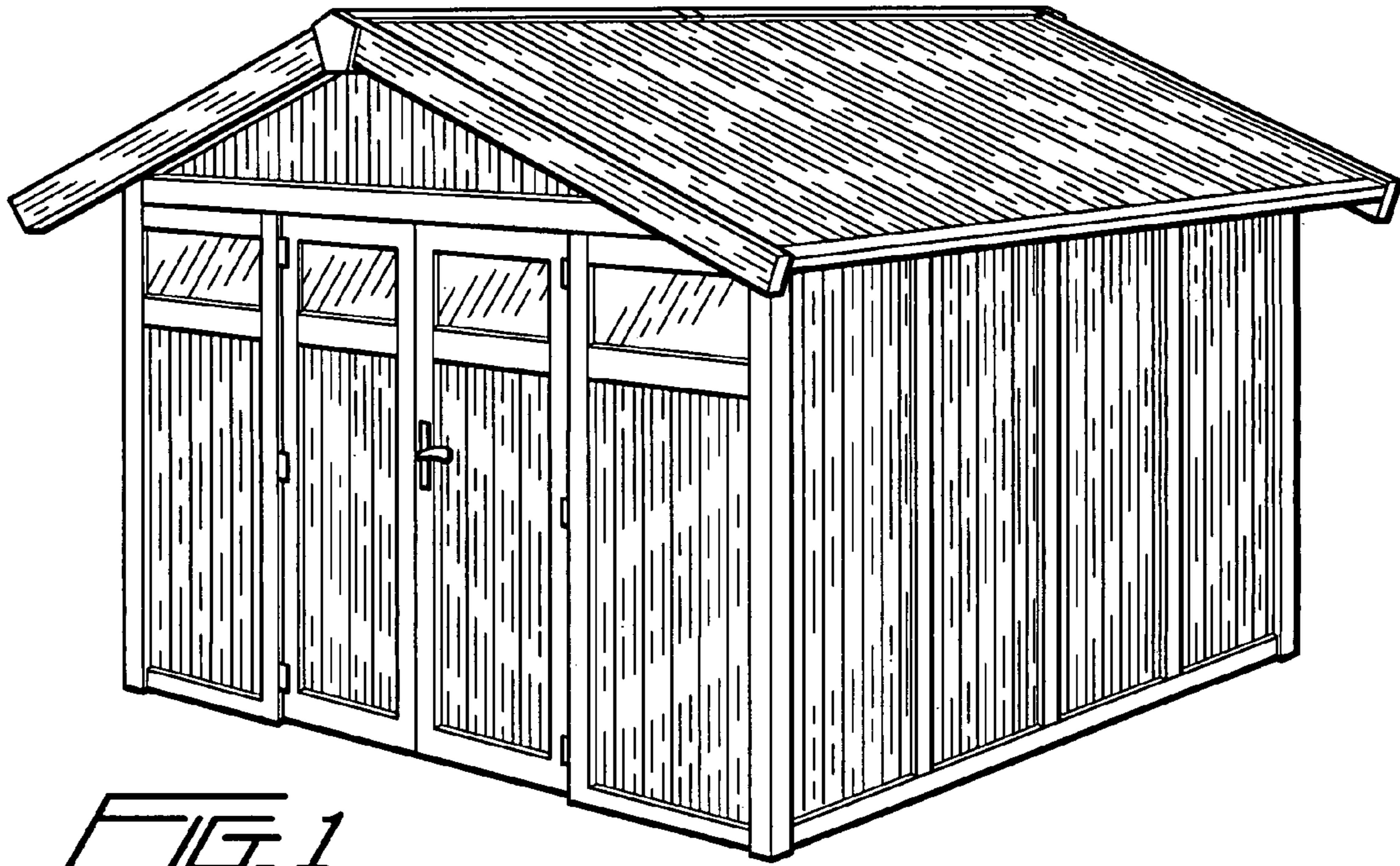


FIG. 1




FIG. 2

FIG. 3

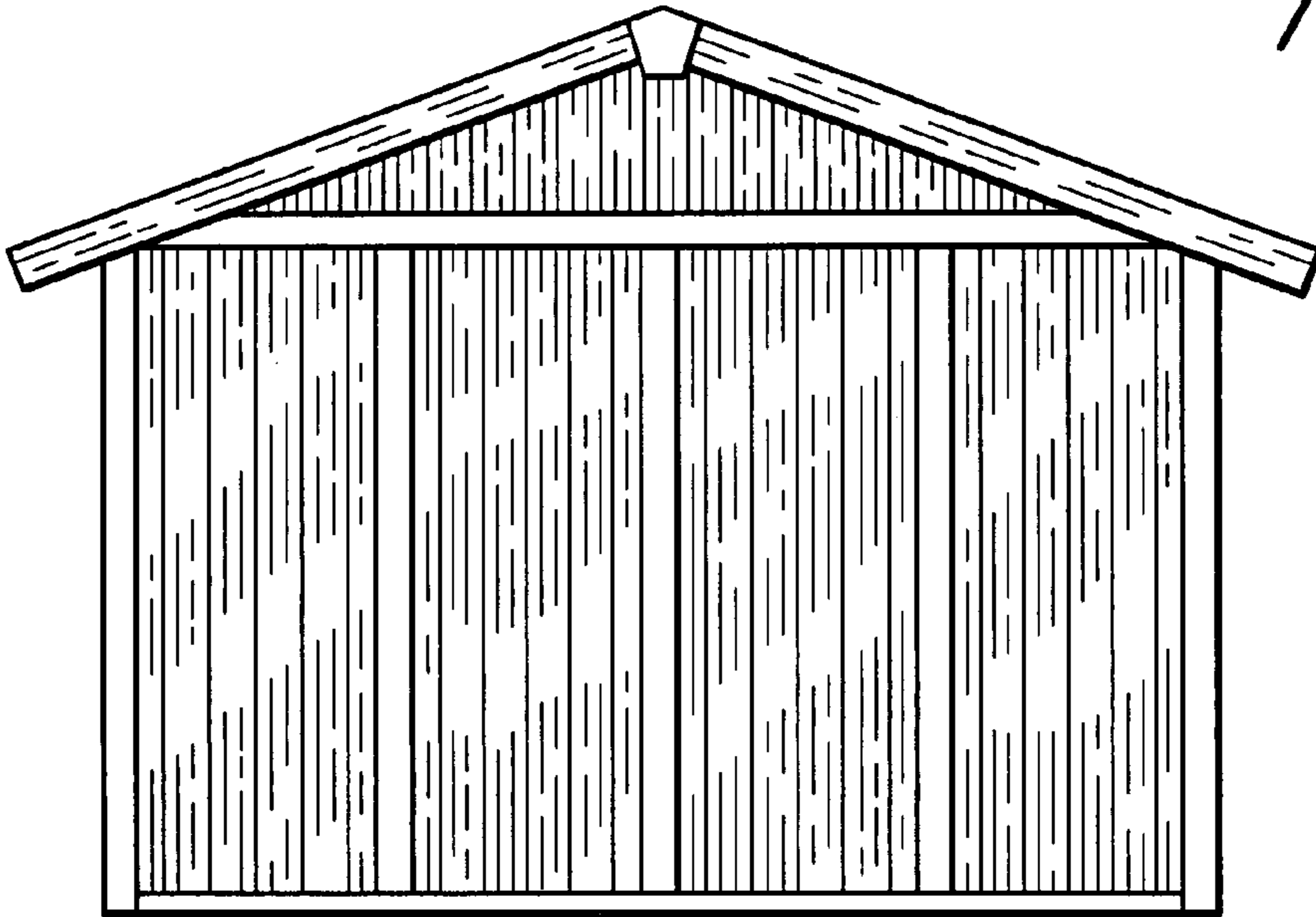
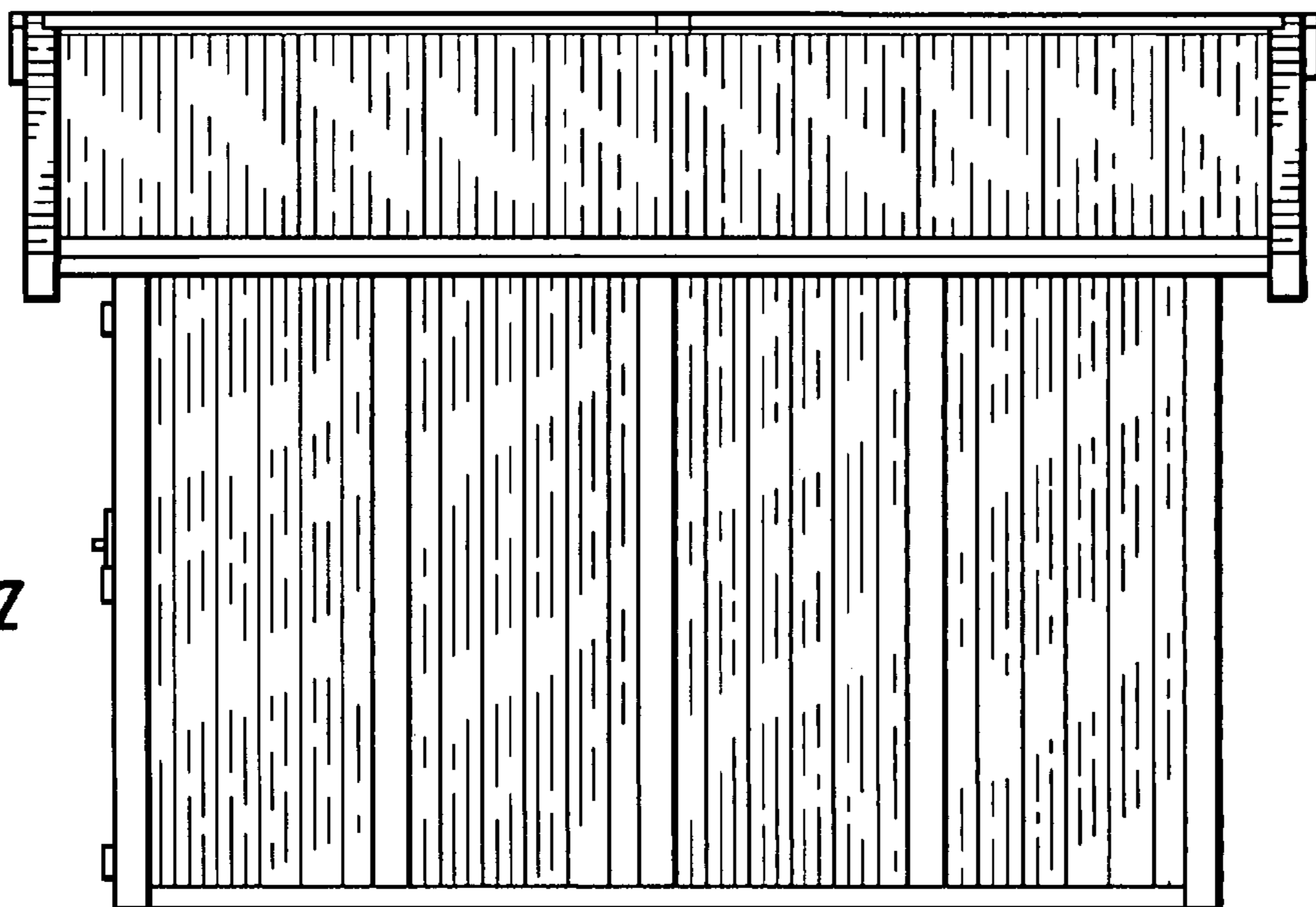


FIG. 4




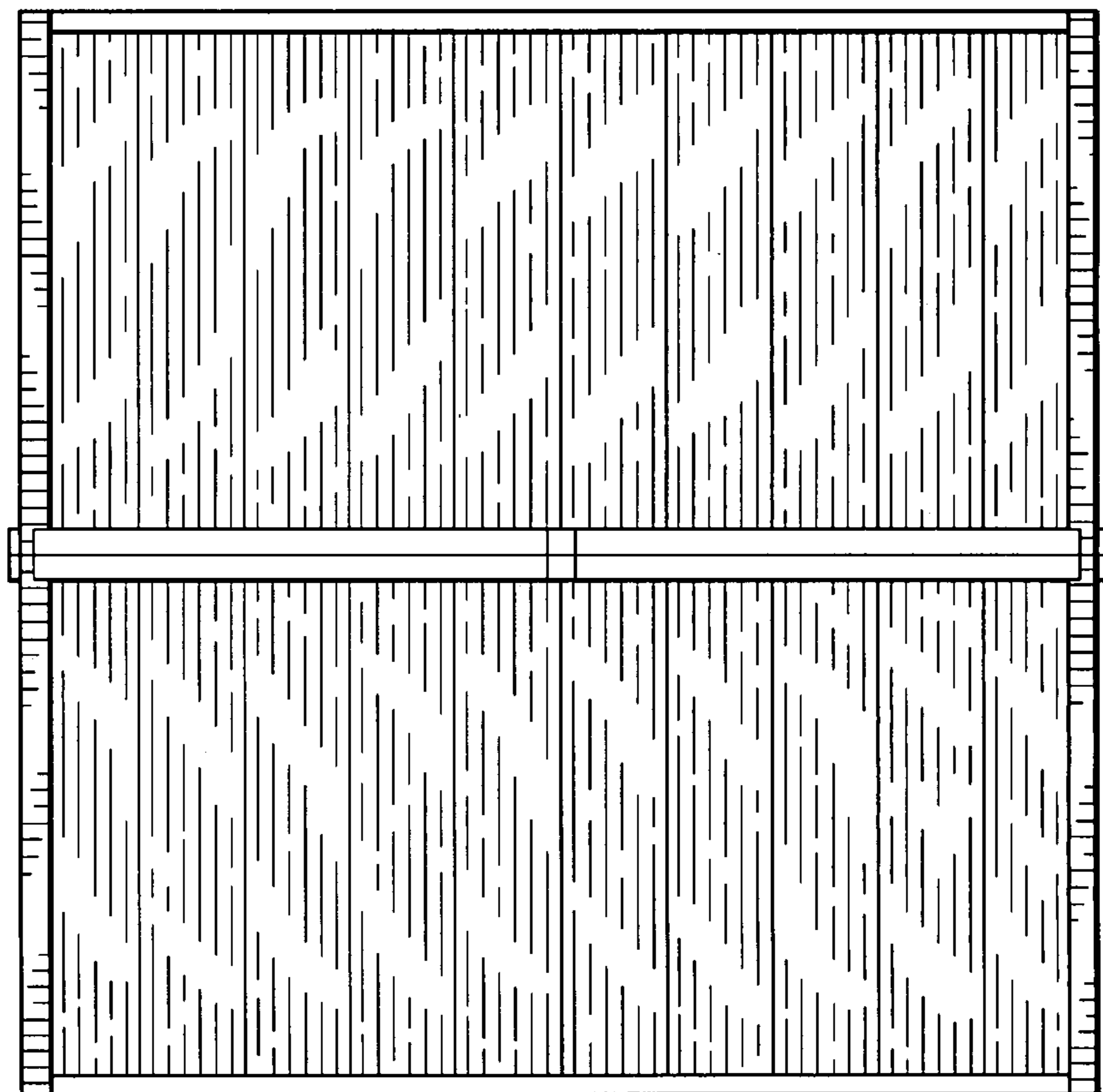


FIG. 5

FIG. 6



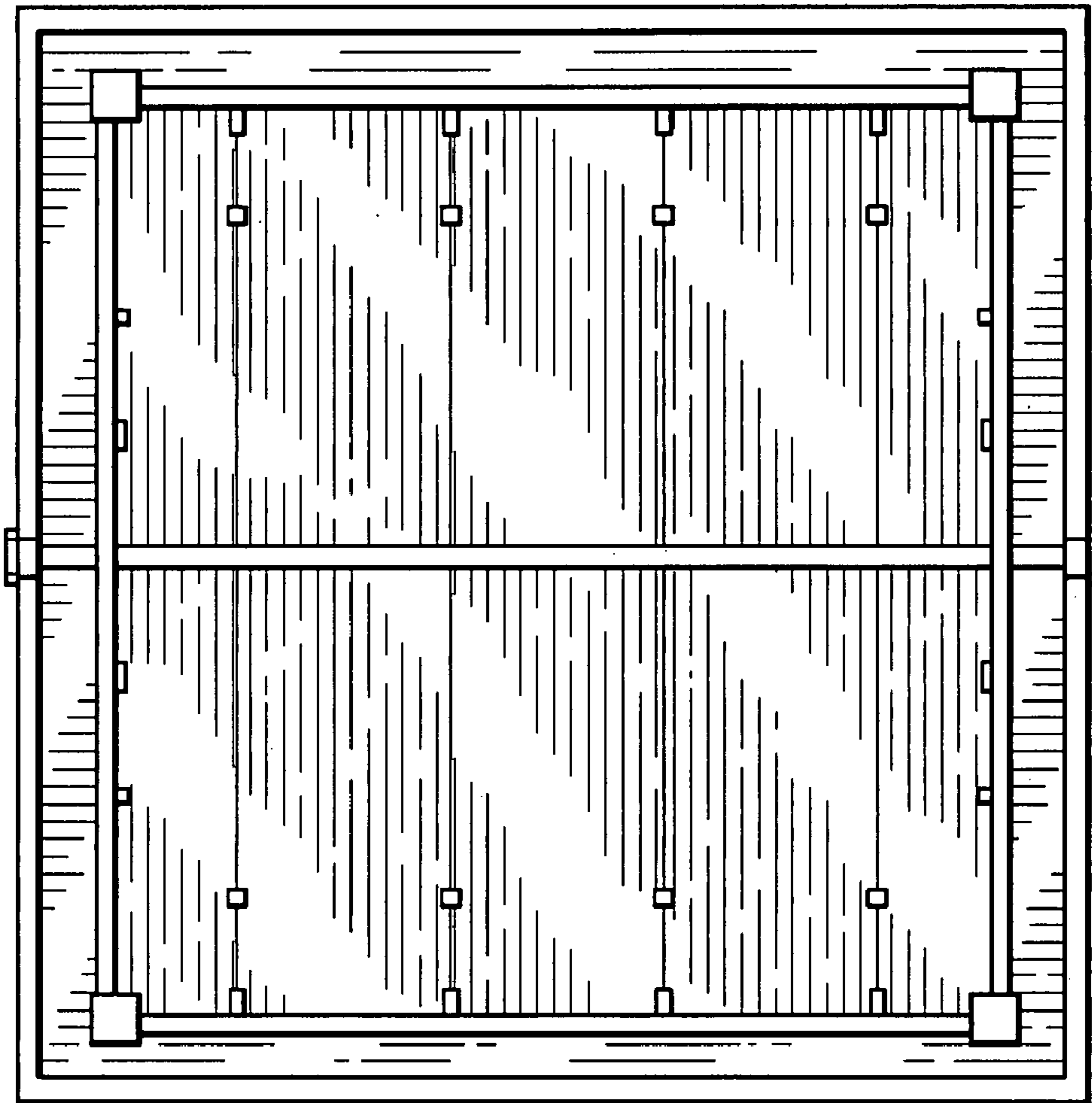


FIG. 7