



US00D558891S

(12) **United States Design Patent**
Grosfillex et al.

(10) **Patent No.:** **US D558,891 S**
(45) **Date of Patent:** **** Jan. 1, 2008**

(54) **GARDEN SHED**

(75) Inventors: **Andre Grosfillex**, Arbent (FR);
Maurice Berger, Arbent (FR); **Xavier Cappone**, Moirans en Montagne (FR);
Jean Louis Gervasoni, Saint Martin du Fresne (FR)

(73) Assignee: **Grosfillex SAS**, Arbent, Oyonnax (FR)

(**) Term: **14 Years**

(21) Appl. No.: **29/273,394**

(22) Filed: **Mar. 5, 2007**

(30) **Foreign Application Priority Data**

Sep. 5, 2006 (EM) 000584149-0023

(51) **LOC (8) Cl.** **25-03**

(52) **U.S. Cl.** **D25/33**

(58) **Field of Classification Search** D25/1,
D25/16, 18, 25, 33; 52/36.2, 64, 79.1, 79.4,
52/79.5; 137/87

See application file for complete search history.

(56) **References Cited**

U.S. PATENT DOCUMENTS

3,434,253	A *	3/1969	Hatcher	52/69
3,800,493	A *	4/1974	Livingston	52/745.03
4,034,527	A *	7/1977	Jalasjaa	52/233
D305,690	S *	1/1990	Paul et al.	D25/22
D349,348	S *	8/1994	McGrath	D25/1
D362,075	S *	9/1995	Tebb	D25/16
D416,091	S *	11/1999	Ohanesian	D25/33
D421,500	S *	3/2000	Hampel	D25/16
D452,912	S *	1/2002	Ohanesian	D25/33
D452,978	S *	1/2002	Ohanesian	D25/33
6,550,216	B1 *	4/2003	Ohanesian	52/783.11

6,581,337	B1 *	6/2003	Skov et al.	52/79.5
D478,386	S *	8/2003	Ohanesian	D25/33
D489,461	S *	5/2004	Ohanesian	D25/33
D492,793	S *	7/2004	Moon et al.	D25/33
D496,737	S *	9/2004	Moon et al.	D25/33
6,823,639	B2 *	11/2004	Hampel	52/598
D506,266	S *	6/2005	Astle et al.	D25/59
D525,715	S *	7/2006	Richardson et al.	D25/33
D529,186	S *	9/2006	Fullelove et al.	D25/33
D529,623	S *	10/2006	Richardson et al.	D25/33
2003/0024173	A1 *	2/2003	Cohen	52/79.1
2003/0029100	A1 *	2/2003	Wetzel, III et al.	52/79.1
2004/0060245	A1 *	4/2004	Loblick et al.	52/79.5
2005/0091932	A1 *	5/2005	Roth	52/79.1
2005/0223655	A1 *	10/2005	Mower et al.	52/79.5

* cited by examiner

Primary Examiner—Ian Simmons

Assistant Examiner—Eric L Goodman

(74) *Attorney, Agent, or Firm*—Dowell & Dowell PC

(57) **CLAIM**

The ornamental design for a garden shed, as shown and described.

DESCRIPTION

FIG. 1 is a front perspective view of a garden shed showing our new design;

FIG. 2 is a front elevational view thereof;

FIG. 3 is a rear elevational view thereof;


FIG. 4 is a right side view thereof;

FIG. 5 is a left side view thereof;

FIG. 6 is top plan view thereof; and,

FIG. 7 is a bottom plan view thereof.

1 Claim, 4 Drawing Sheets






FIG. 1




FIG. 2




FIG. 3

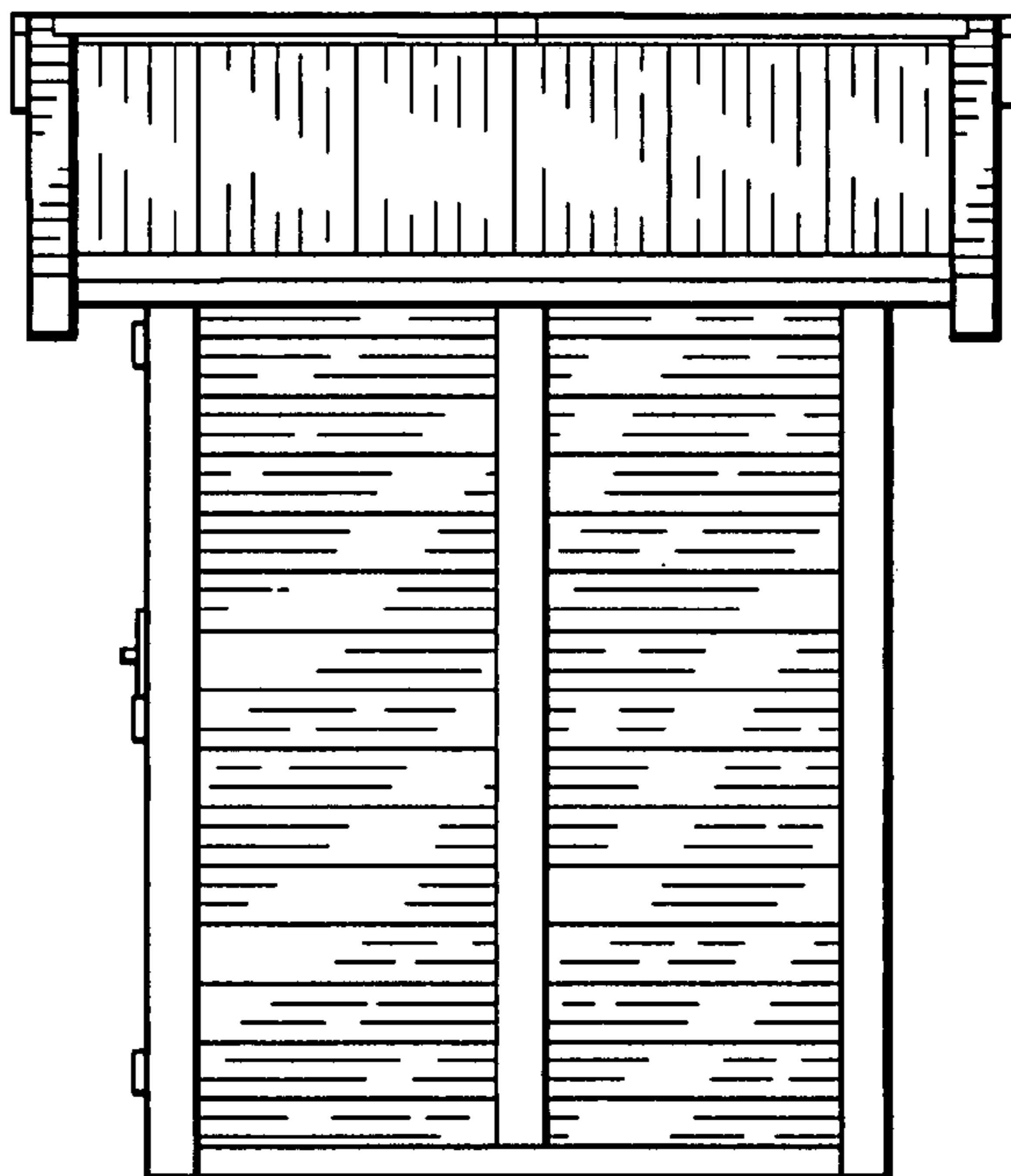


FIG. 4

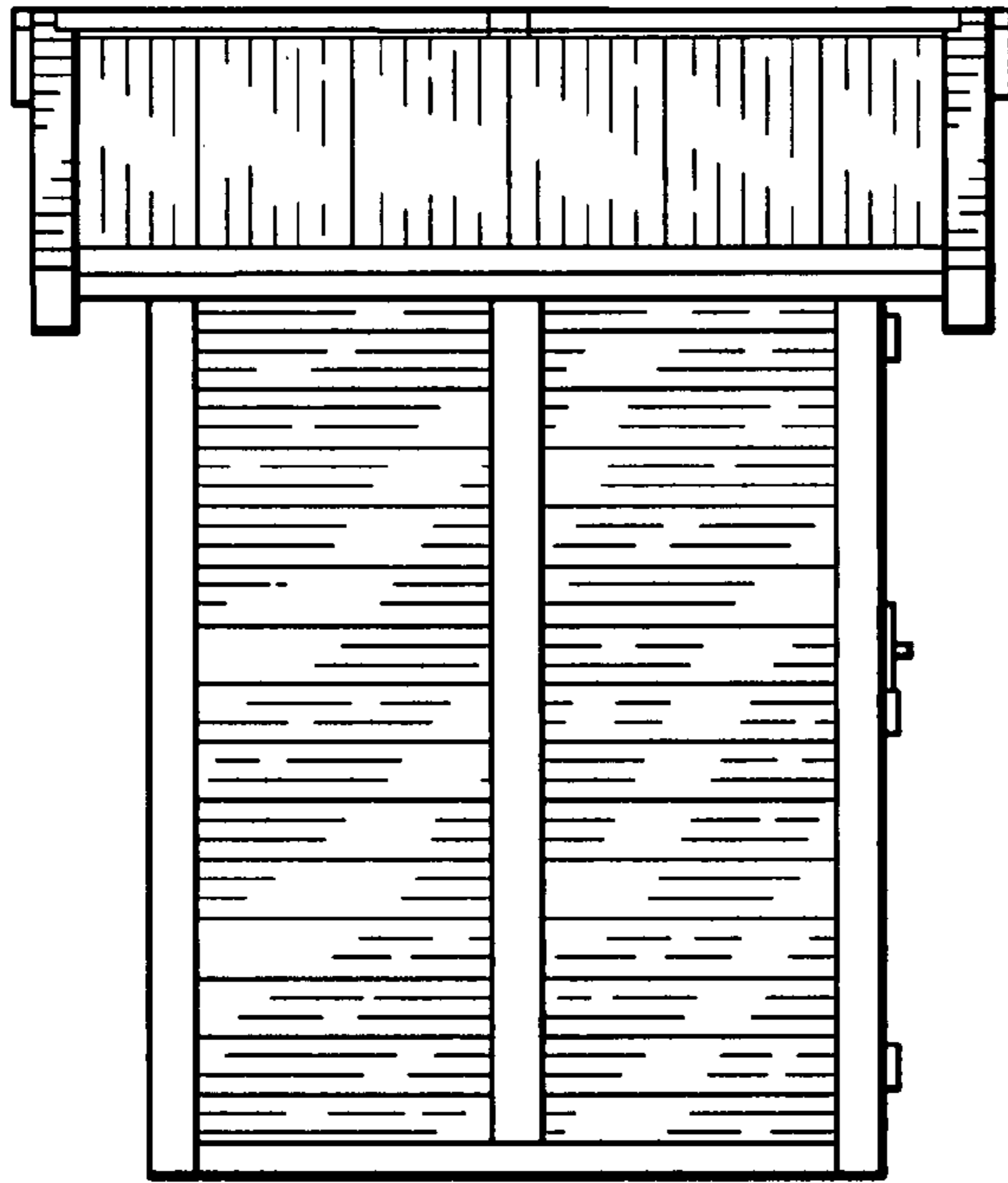


FIG. 5

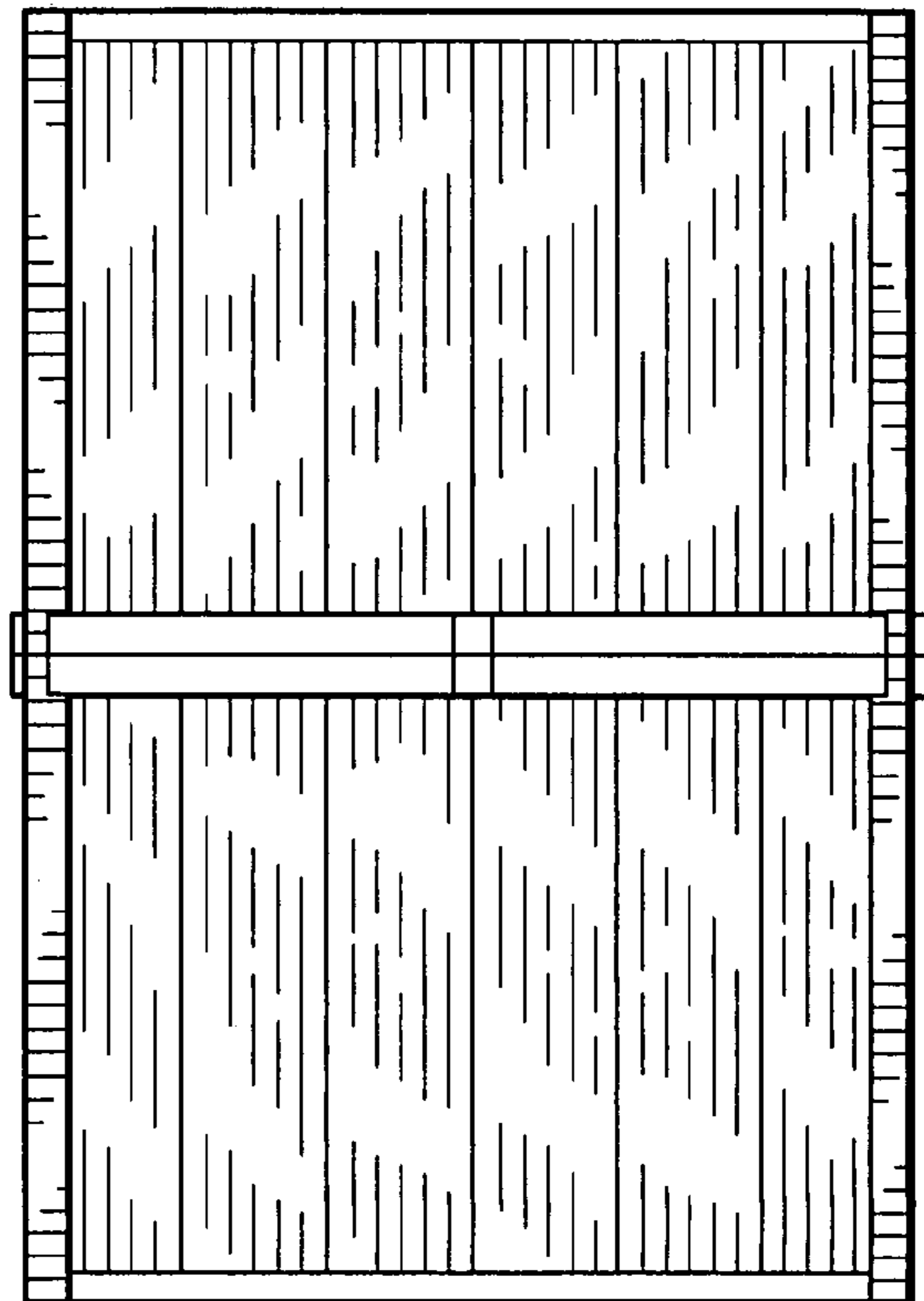


FIG. 6

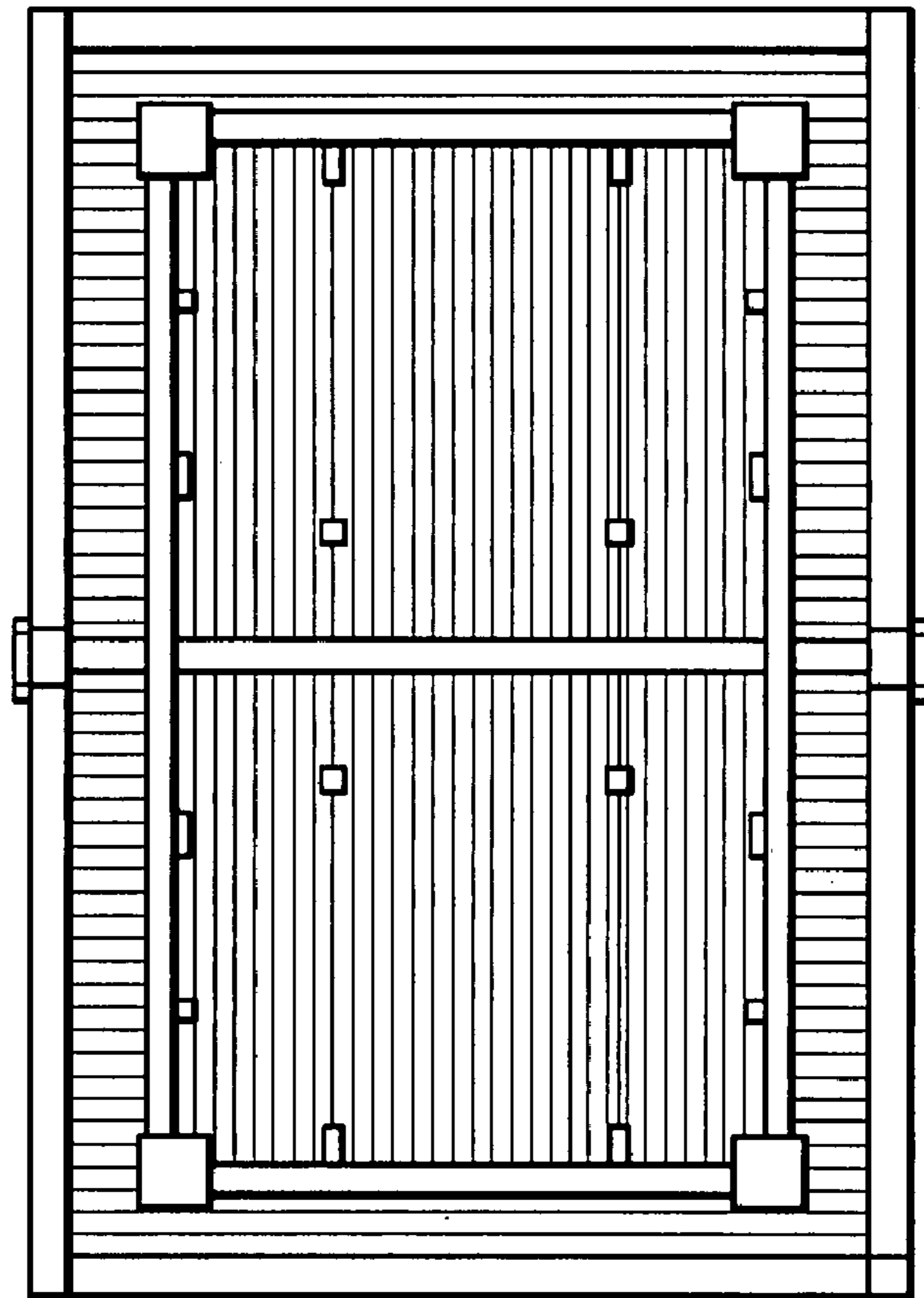


FIG. 7