

US00D558873S

(12) **United States Design Patent**  
**Osterberg**

(10) **Patent No.:** **US D558,873 S**

(45) **Date of Patent:** **\*\* Jan. 1, 2008**

(54) **CONDOM**

D477,663 S \* 7/2003 Weidel et al. .... D24/105  
7,086,403 B2 \* 8/2006 Harrison et al. .... 128/844

(76) Inventor: **Brian Osterberg**, P.O. Box 42,  
Petoskey, MI (US) 49770

\* cited by examiner

(\*\*) Term: **14 Years**

*Primary Examiner*—Ian Simmons

*Assistant Examiner*—Christopher Lee

(21) Appl. No.: **29/250,123**

(74) *Attorney, Agent, or Firm*—Gifford, Krass, Sprinkle,  
Anderson & Citkowski, P.C.

(22) Filed: **Nov. 2, 2006**

(57) **CLAIM**

(51) **LOC (8) Cl.** ..... **28-01**

The ornamental design for a condom, as shown.

(52) **U.S. Cl.** ..... **D24/105**

(58) **Field of Classification Search** ..... D24/105;  
600/38, 41; 128/844, 842, 843, 917, 918;  
604/349

**DESCRIPTION**

See application file for complete search history.

FIG. 1 is a perspective side view of the condom according to the design;

FIG. 2 is a planar side view of the condom of the design;

FIG. 3 is a top view of the condom of the design; and,

FIG. 4 is a bottom view of the condom of the design.

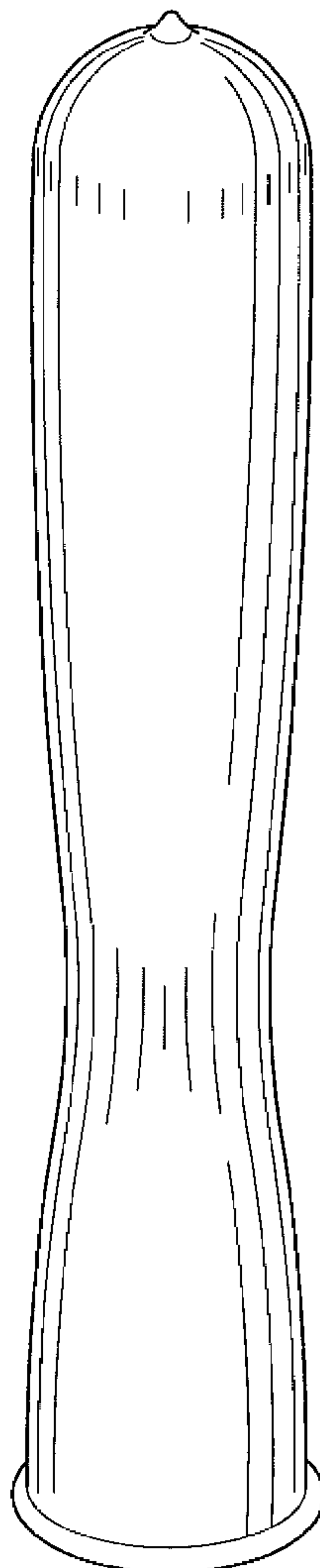
(56) **References Cited**

**U.S. PATENT DOCUMENTS**

5,601,092 A \* 2/1997 Miller et al. .... 128/844

6,135,112 A \* 10/2000 Harrison et al. .... 128/844

**1 Claim, 1 Drawing Sheet**



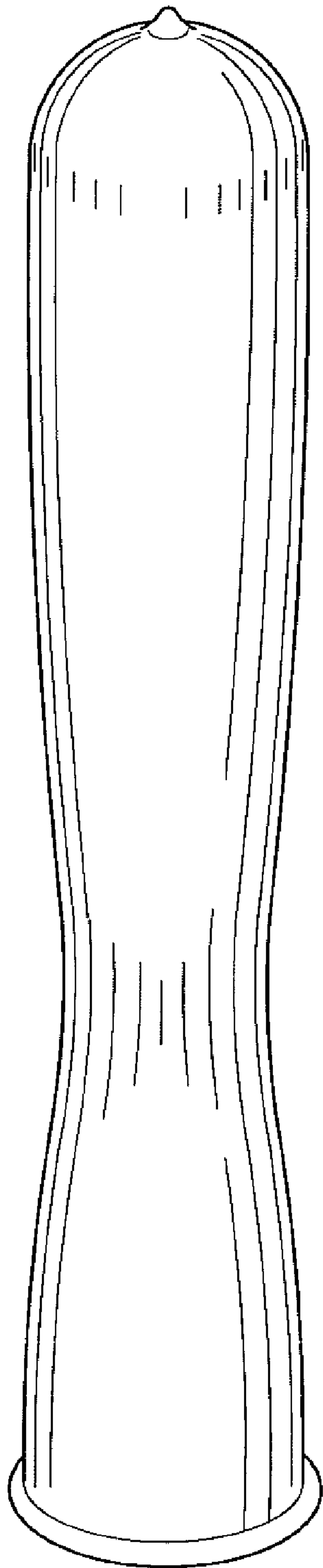


Fig-1

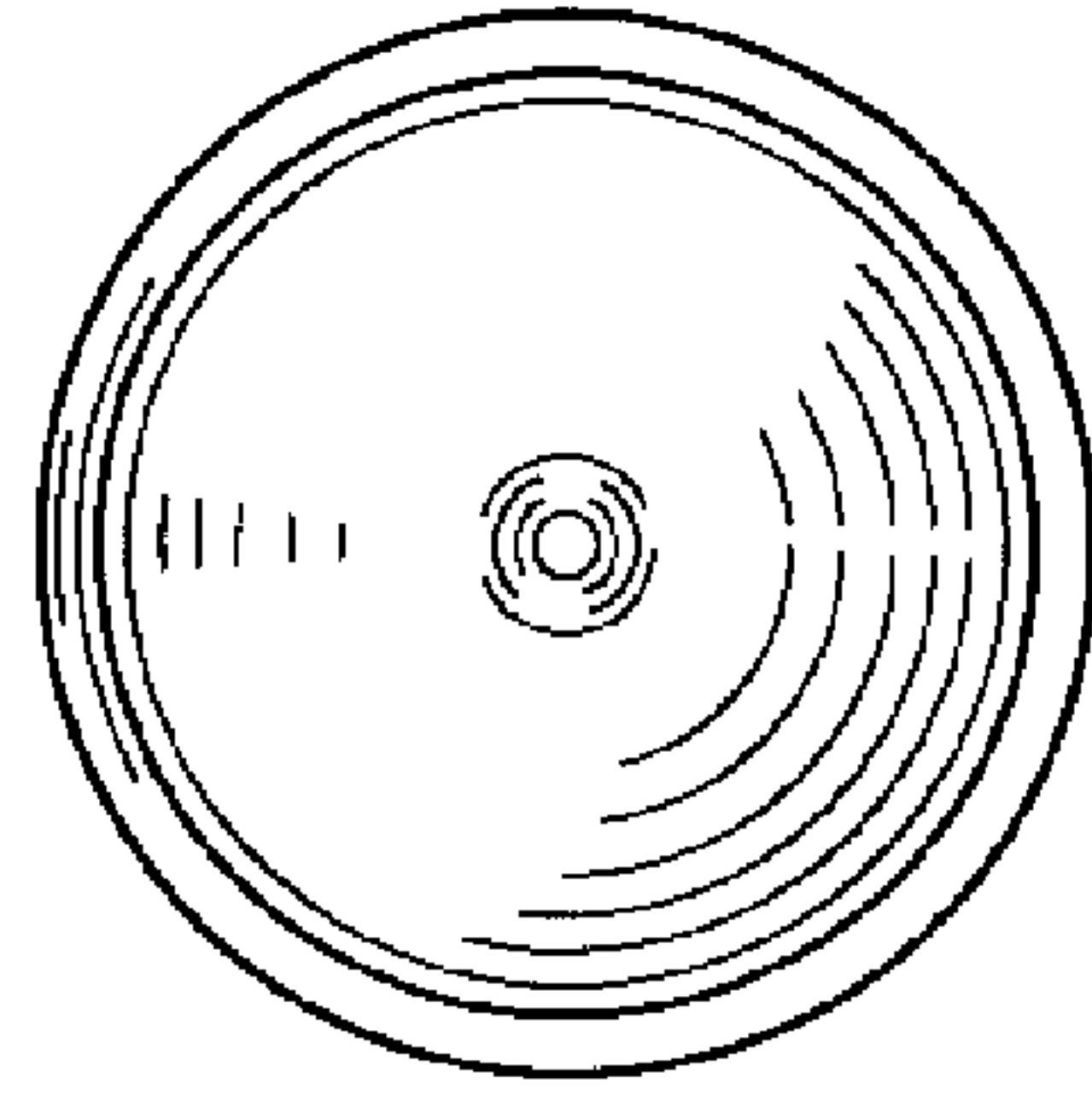


Fig-3

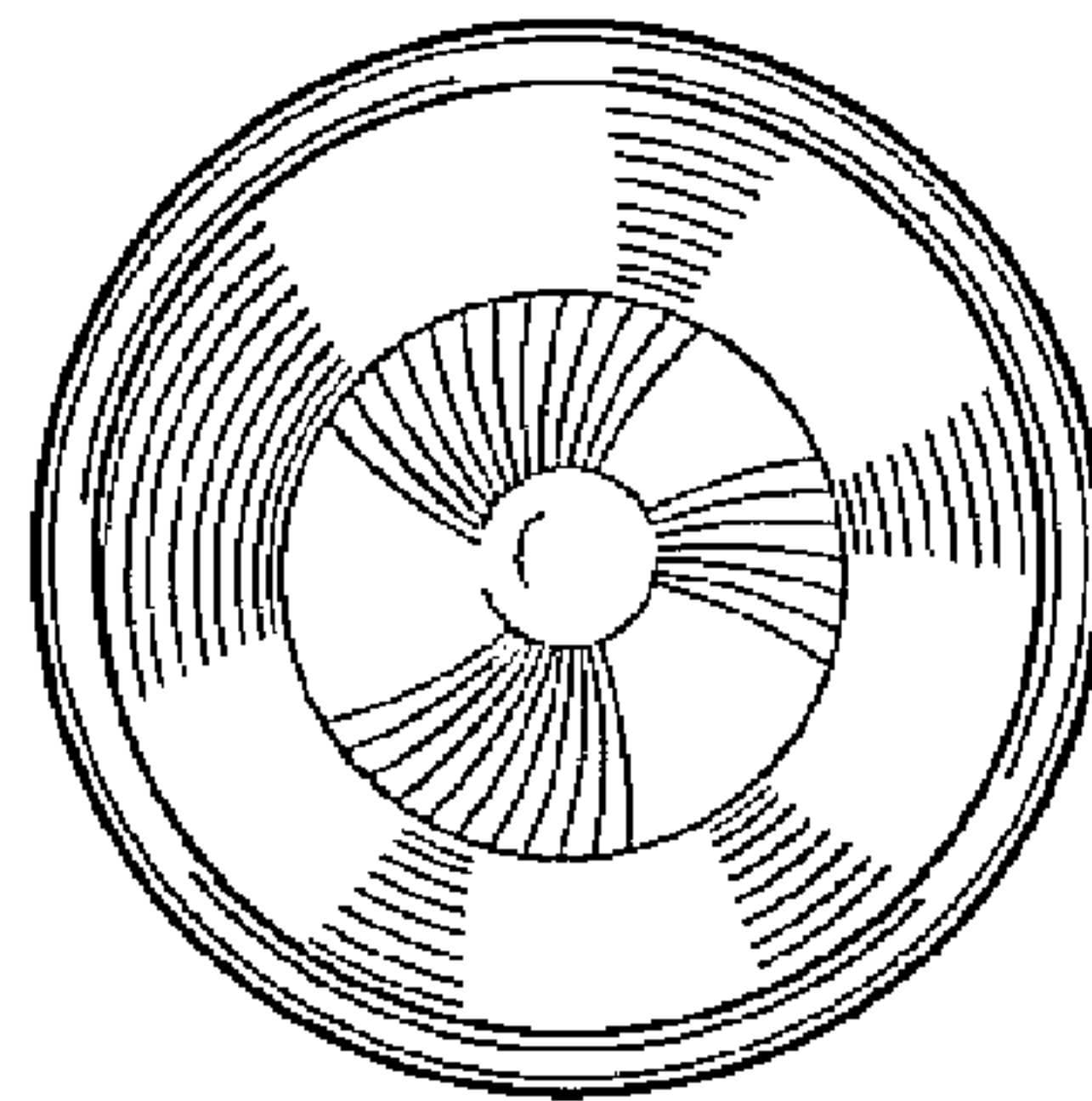


Fig-4

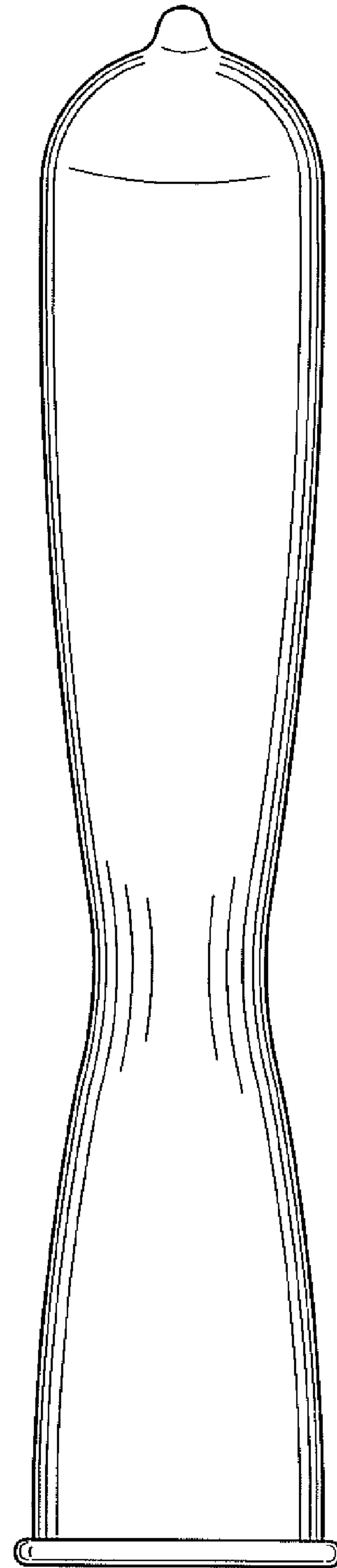


Fig-2