



US00D558846S

(12) **United States Design Patent**  
**Hernandez, Jr.**

(10) **Patent No.:** **US D558,846 S**  
(45) **Date of Patent:** **\*\* Jan. 1, 2008**

(54) **COMBINED DETACHABLE BASEBALL  
BASE AND SUPPORT UNIT THEREFOR**

(76) Inventor: **Luis Hernandez, Jr.**, 2100 Bonnie La.,  
Waukesha, WI (US) 53188

(\*\*) Term: **14 Years**

(21) Appl. No.: **29/271,896**

(22) Filed: **Jan. 29, 2007**

**Related U.S. Application Data**

(63) Continuation-in-part of application No. 29/253,862,  
filed on Feb. 14, 2006, now Pat. No. Des. 536,051.

(51) **LOC (8) Cl.** ..... **21-02**

(52) **U.S. Cl.** ..... **D21/780**

(58) **Field of Classification Search** ..... D21/698,  
D21/699, 706, 780; D6/352, 455, 486, 488,  
D6/495; 473/415-504

See application file for complete search history.

(56) **References Cited**

**U.S. PATENT DOCUMENTS**

75,076 A	3/1868	Taylor
D37,304 S	1/1905	Palmer
1,244,044 A	10/1917	Falconer, Sr.
2,046,126 A	6/1936	Latina
2,103,148 A	12/1937	Conrad
2,275,547 A	3/1942	Mouch
2,405,492 A	8/1946	Corbett
3,204,958 A	9/1965	Velasquez
3,466,039 A	9/1969	Golomb
3,508,747 A	4/1970	Orsatti
3,703,285 A	11/1972	Perry
D225,935 S	1/1973	Kienel
3,971,558 A	7/1976	Gardetto
4,266,768 A	5/1981	Hall
4,398,715 A	8/1983	Hall
4,405,130 A	9/1983	Mullany

4,448,414 A	5/1984	Gutierrez
4,529,199 A	7/1985	Fatool
4,531,733 A	7/1985	Hall
4,542,901 A	9/1985	Fatool et al.
4,723,779 A	2/1988	Hauser
4,744,561 A	5/1988	Hall
D297,989 S	10/1988	DeLuca
4,830,368 A	5/1989	Green et al.
4,976,430 A	12/1990	Brandon
5,000,447 A	3/1991	Bartoli
5,251,894 A *	10/1993	Boatman ..... 473/499
5,290,028 A	3/1994	Bartoli
5,415,395 A	5/1995	Bartoli
5,456,460 A	10/1995	Larsen
5,564,695 A	10/1996	Christensen
D394,564 S	5/1998	Haney
5,772,539 A	6/1998	Hall
6,077,175 A	6/2000	Fearnow

\* cited by examiner

*Primary Examiner*—Catherine Tuttle

(74) *Attorney, Agent, or Firm*—Ryan Kromholz and Manion

(57) **CLAIM**

The ornamental design for a combined detachable baseball base and support unit therfor, as shown and described.

**DESCRIPTION**

FIG. 1 is a perspective exploded view of a base and associated support unit of the present invention;

FIG. 2 is a perspective view of the assembled design;

FIG. 3 is an elevation view of the side and rear of FIG. 1;

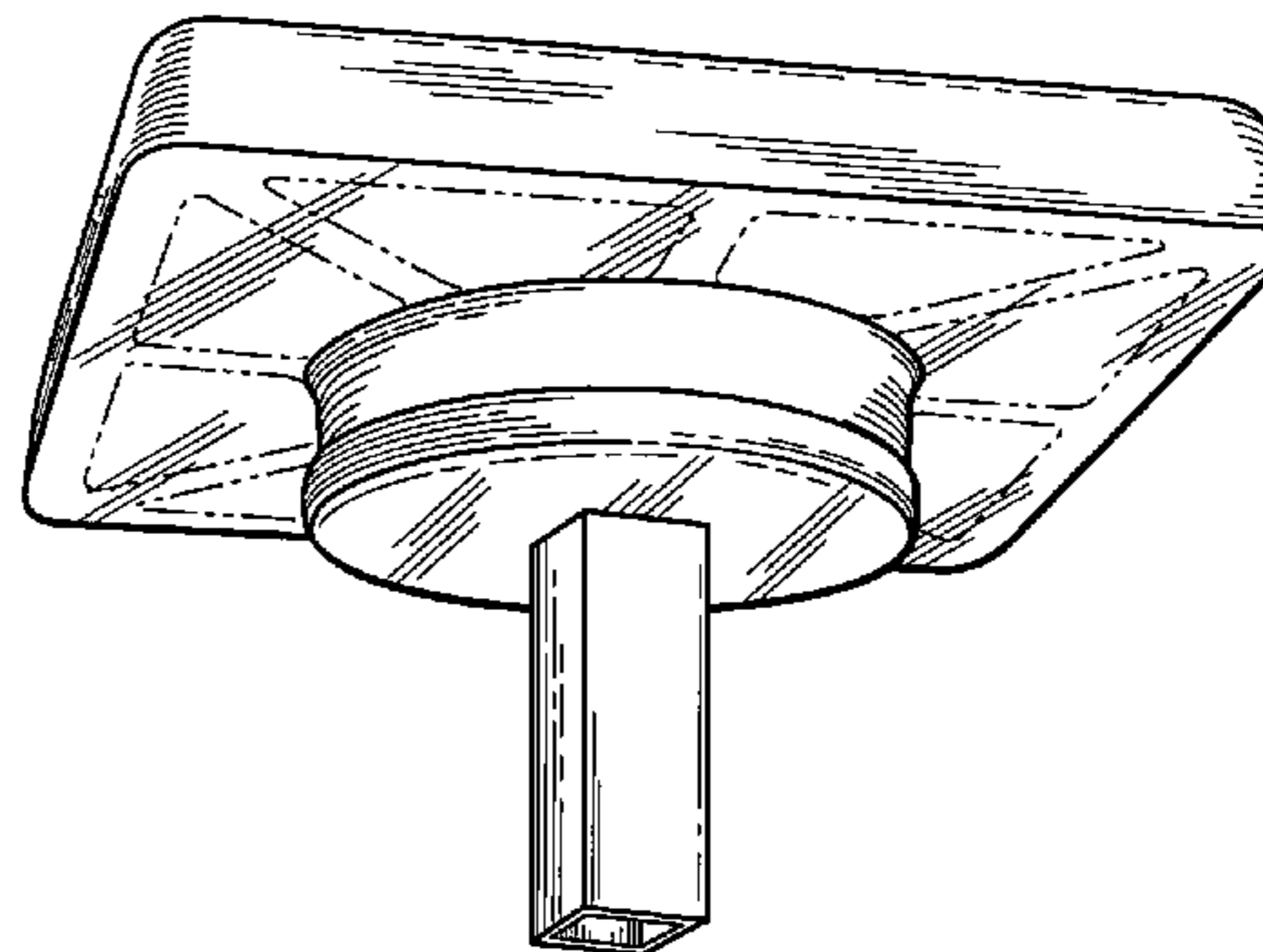
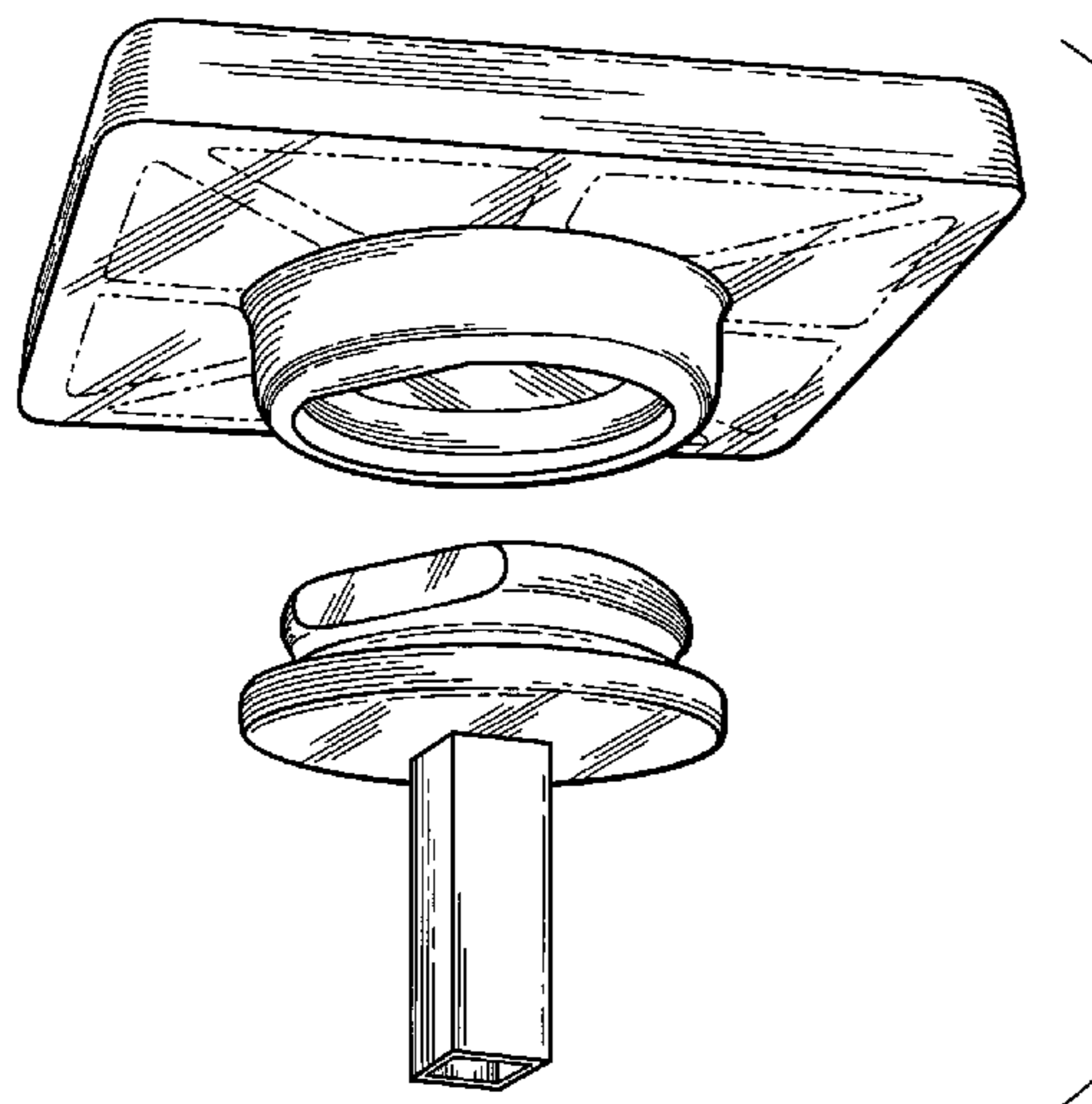
FIG. 4 is an elevation view of the front of FIG. 1;

FIG. 5 is a top view thereof; and,

FIG. 6 is a bottom view thereof.

The features shown in broken lines are for illustrative purposes only and form no part of the claimed design.

**1 Claim, 3 Drawing Sheets**



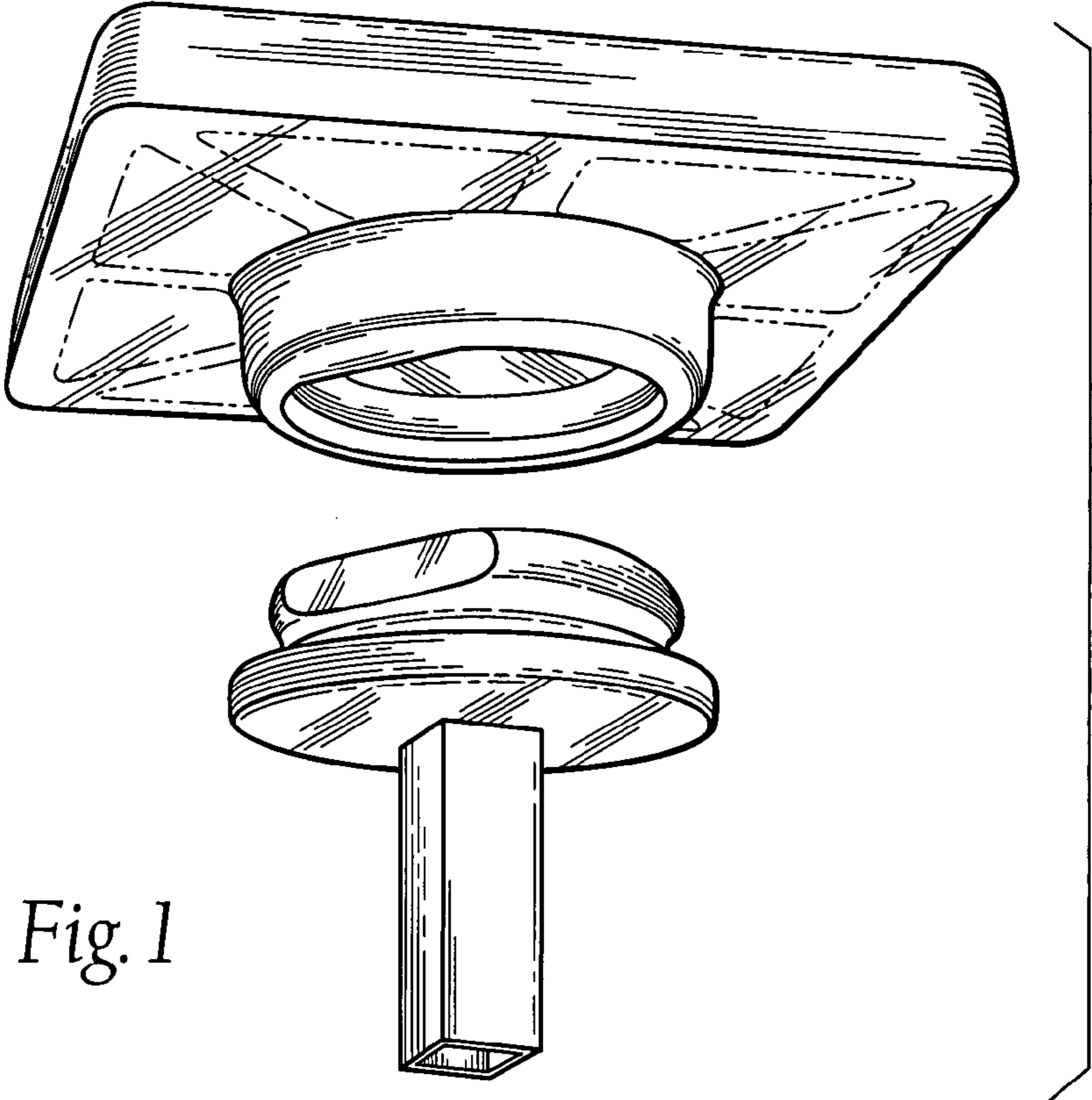


Fig. 1

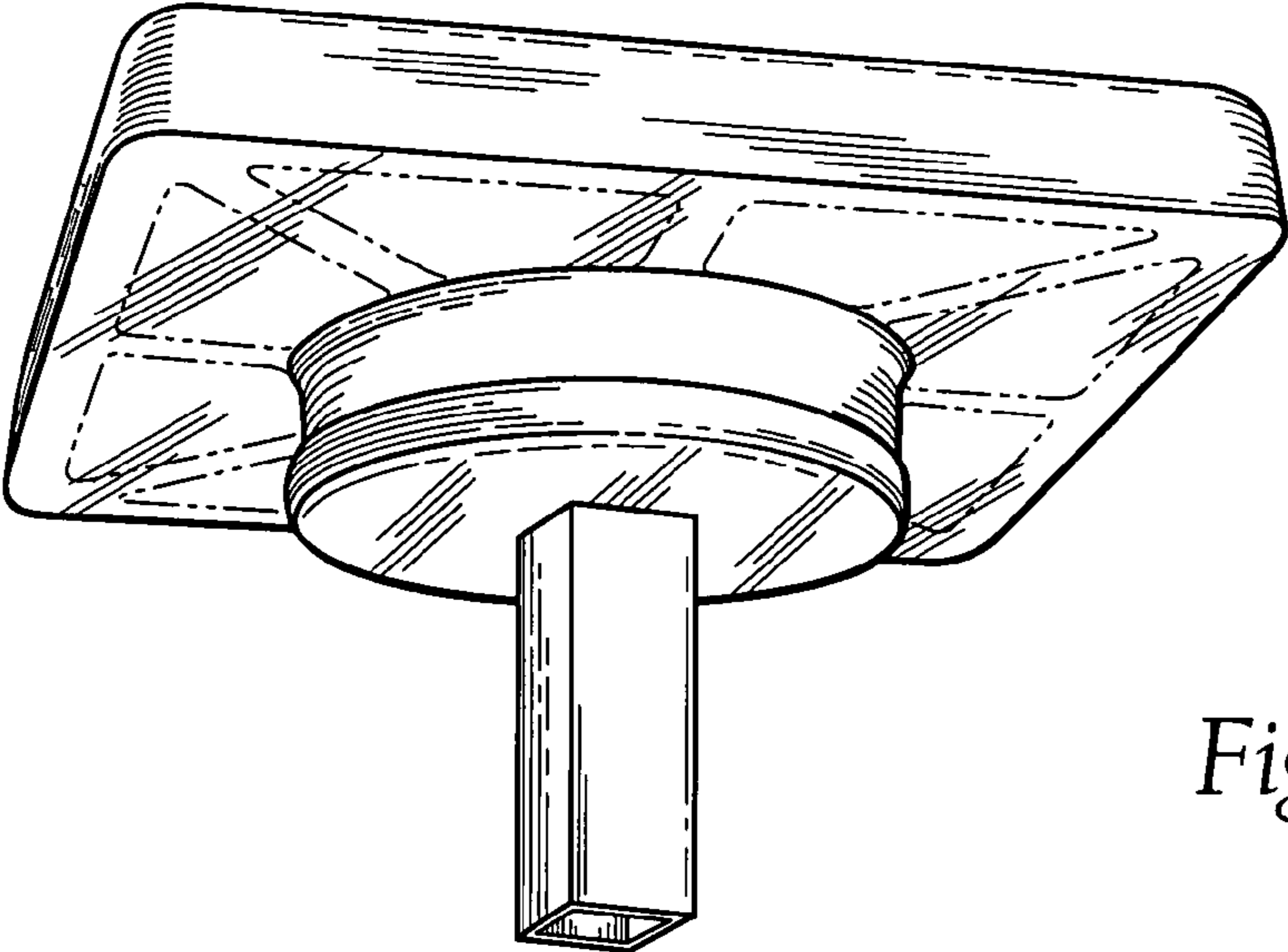
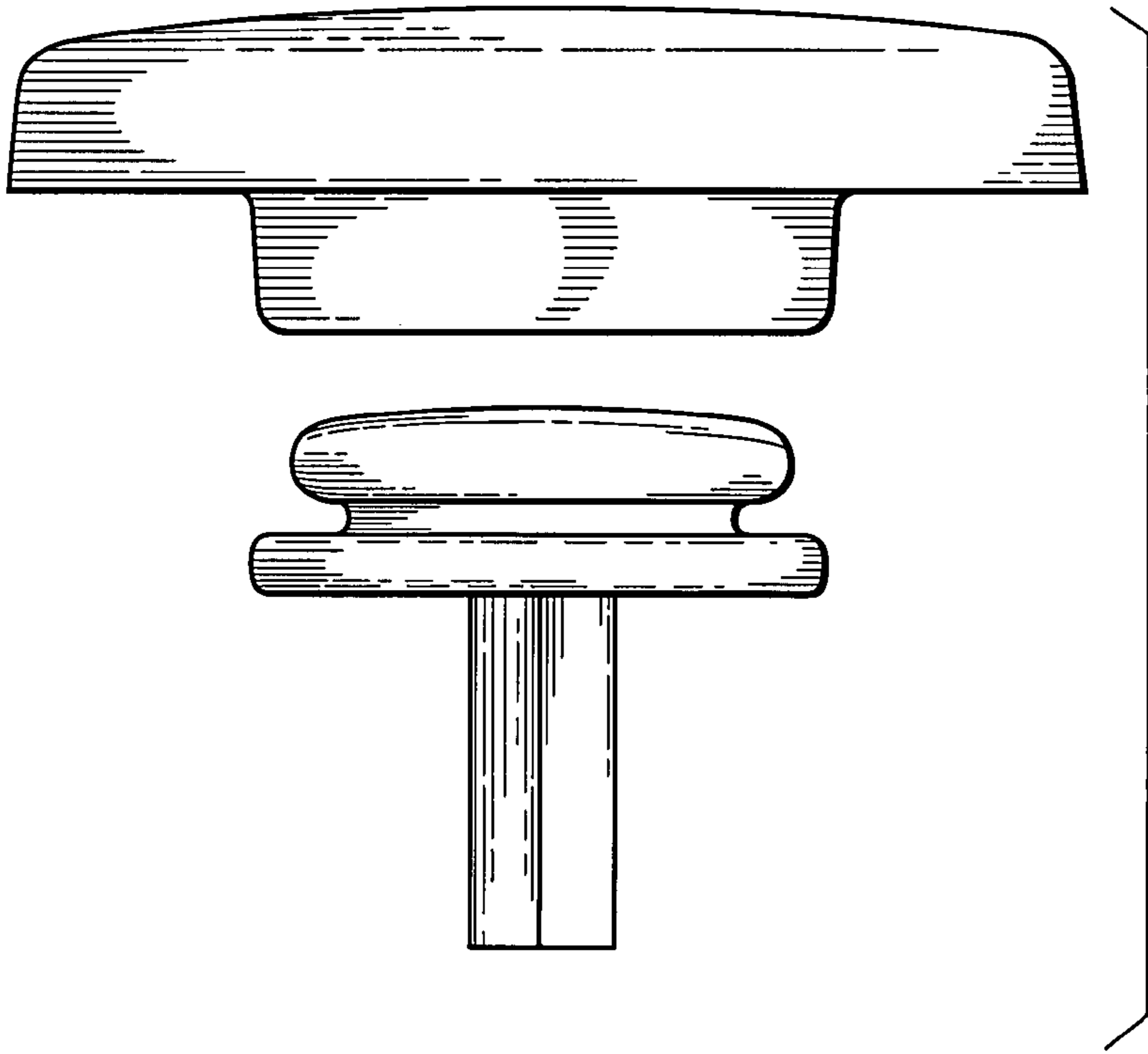
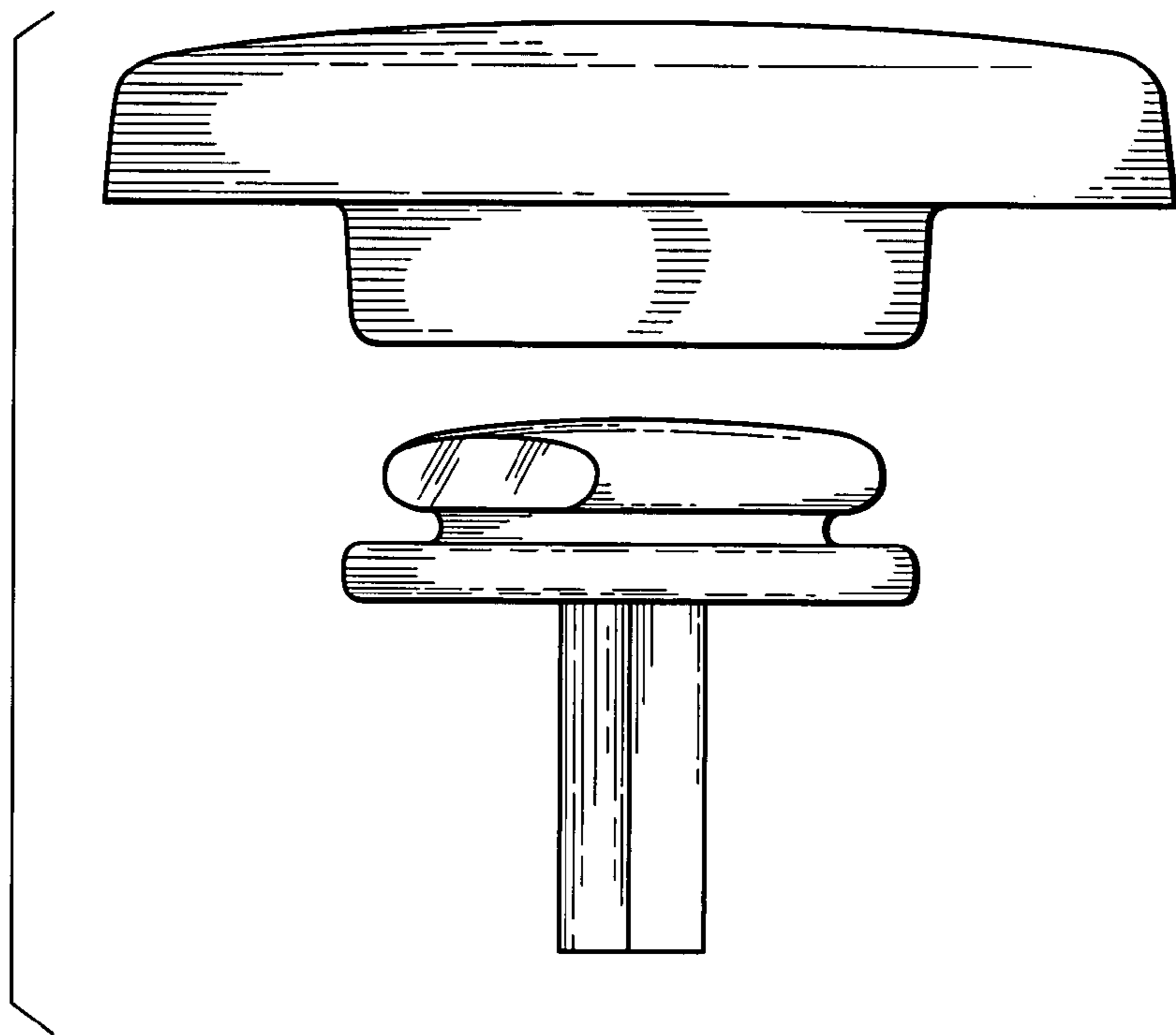


Fig. 2



*Fig. 3*



*Fig. 4*




Fig. 5

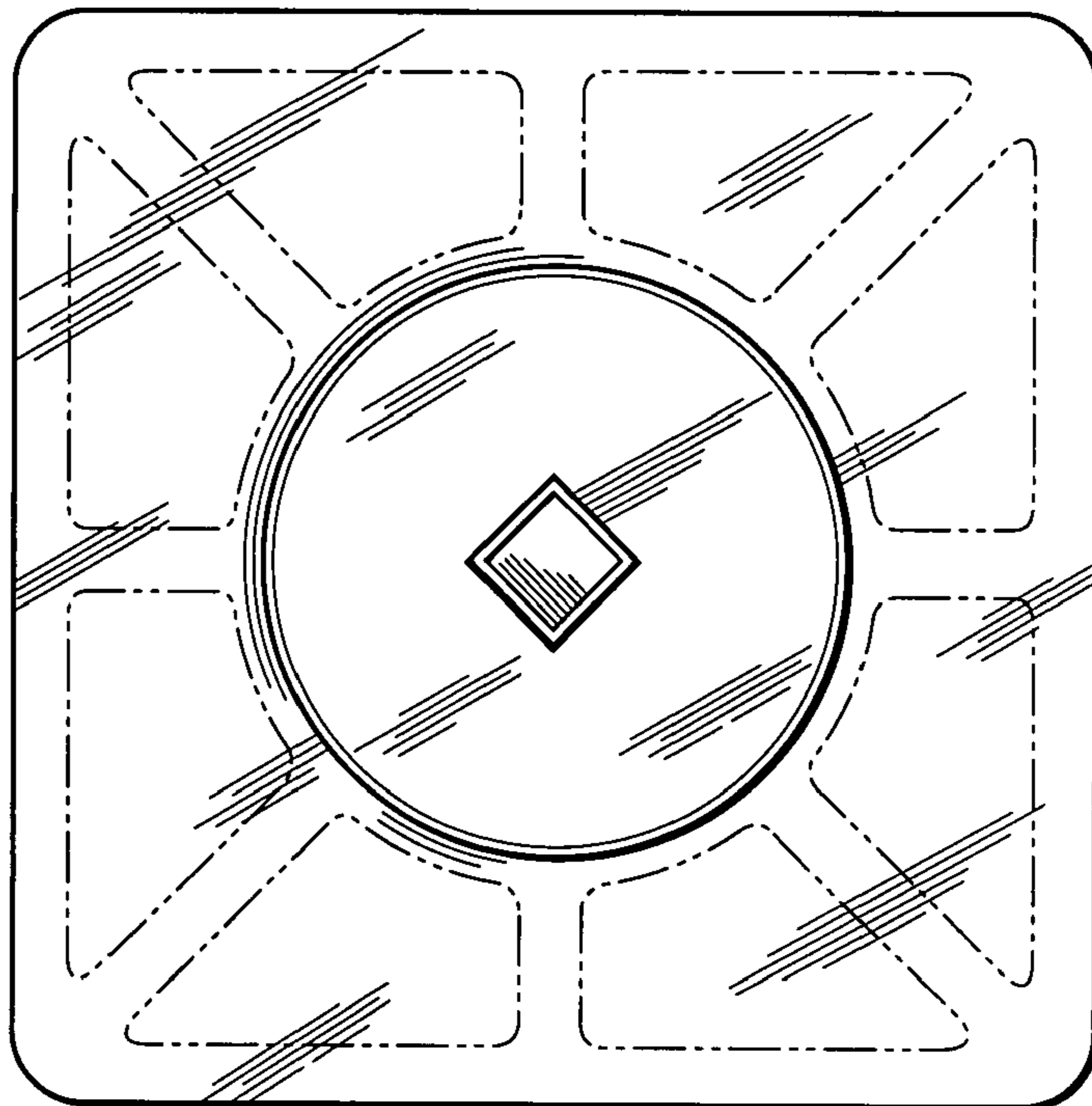


Fig. 6